



US00D643892S

(12) **United States Design Patent**  
**McGrorty**

(10) **Patent No.:** **US D643,892 S**

(45) **Date of Patent:** **\*\* Aug. 23, 2011**

(54) **BLOWER DEVICE**

(76) **Inventor:** **Brian J. McGrorty**, Plymouth Meeting,  
PA (US)

(\*\*) **Term:** **14 Years**

(21) **Appl. No.:** **29/316,973**

(22) **Filed:** **Nov. 12, 2009**

(51) **LOC (9) Cl.** ..... **21-02**

(52) **U.S. Cl.** ..... **D21/735**

(58) **Field of Classification Search** ..... D21/733,  
D21/735, 752, 789; 473/282, 286, 300, 324-331,  
473/343-346; 239/592, 600; 15/344  
See application file for complete search history.

(56) **References Cited**

**U.S. PATENT DOCUMENTS**

1,657,322	A *	1/1928	Shinn	.....	473/286
2,586,145	A *	2/1952	Breuer et al.	.....	239/592
3,999,243	A *	12/1976	La Pour	.....	473/282
5,332,222	A *	7/1994	Perry	.....	473/300
5,772,529	A *	6/1998	Ruth, Jr.	.....	473/327
D413,358	S *	8/1999	McDonald et al.	.....	D21/735
6,039,062	A *	3/2000	Karakaedos	.....	15/344
6,988,954	B1 *	1/2006	Buell et al.	.....	473/282

D523,507	S *	6/2006	Perry et al.	.....	D21/756
D527,063	S *	8/2006	Marhesani	.....	D21/735
7,845,048	B1 *	12/2010	Bailey et al.	.....	15/344

\* cited by examiner

*Primary Examiner* — Mitchell Siegel

(74) *Attorney, Agent, or Firm* — Dilworth Paxson LLP; John W. Goldschmidt, Jr.


(57) **CLAIM**

The ornamental design for a blower device, as shown and described.

**DESCRIPTION**

FIG. 1 is a front view showing a blower device of my new design;  
FIG. 2 is a left side view thereof;  
FIG. 3 is a right side view thereof;  
FIG. 4 is a rear view thereof;  
FIG. 5 is a top view thereof;  
FIG. 6 is a bottom view thereof;  
FIG. 7 is a left, front perspective view thereof;  
FIG. 8 is a right front perspective view thereof; and,  
FIG. 9 is a right rear perspective view thereof.

**1 Claim, 9 Drawing Sheets**






FIG. 1



FIG. 2



FIG. 3




FIG. 4




FIG. 5




FIG. 6



FIG. 7






FIG. 8




FIG. 9