



US00D643869S

(12) **United States Design Patent**
Stables

(10) **Patent No.:** **US D643,869 S**

(45) **Date of Patent:** **** Aug. 23, 2011**

(54) **EYEWEAR**

(75) Inventor: **Paul Stables**, Ourimbah (AU)

(73) Assignee: **Lava Limited**, Tsuen, NT (HK)

(**) Term: **14 Years**

(21) Appl. No.: **29/383,865**

(22) Filed: **Jan. 24, 2011**

(51) **LOC (9) Cl.** **16-06**

(52) **U.S. Cl.** **D16/326; D16/335**

(58) **Field of Classification Search** D16/101,
D16/300-342; D29/109-110; D24/110.2;
351/41, 44-46, 51-52, 62, 158, 92, 103-123,
351/140, 153; 2/426-432, 447-449, 441,
2/434-437, 13, 15; D21/483, 659-661, 598
See application file for complete search history.

(56) **References Cited**

U.S. PATENT DOCUMENTS

D481,410 S *	10/2003	Lane	D16/321
D481,750 S *	11/2003	Stables	D16/321
D513,518 S *	1/2006	Stables	D16/321
D515,617 S *	2/2006	Stables	D16/321
D583,403 S *	12/2008	Lane et al.	D16/321

D596,221 S	7/2009	Stables	
D606,579 S *	12/2009	Stables D16/321
D630,672 S *	1/2011	Hardy D16/321

OTHER PUBLICATIONS

Printout from http://www.bestbuyeyeglasses.com/product_details.asp?product=998562&mid=999&cse=8&ci_src=14110944&ci_sku=998562#ReviewHeader on Feb. 15, 2011, showing the JP Eyewear Razor product and reviews of it dating back to Jul. 28, 2009.

* cited by examiner

Primary Examiner — Raphael Barkai

(74) *Attorney, Agent, or Firm* — Joseph G. Swan, P.C.

(57) **CLAIM**

The ornamental design for eyewear, as shown and described.

DESCRIPTION

FIG. 1 is a top left perspective view of eyewear according to the present invention.

FIG. 2 is a left side elevational view of the eyewear, with the right side elevational view being a mirror image of the left side elevational view.

FIG. 3 is a top plan view of the eyewear.

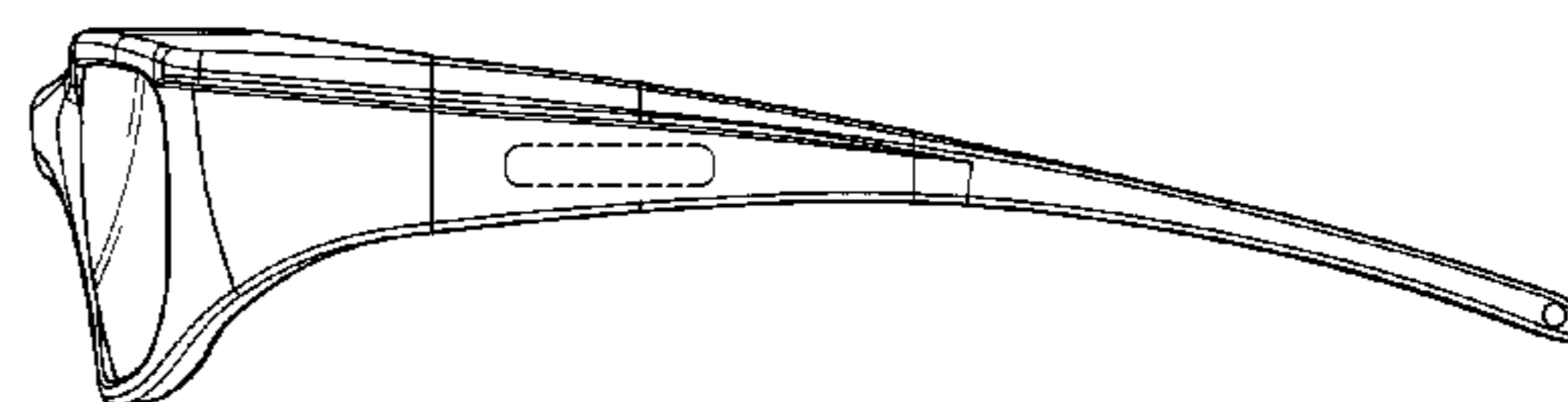

FIG. 4 is a front elevational view of the eyewear.

FIG. 5 is a bottom plan view of the eyewear; and,

FIG. 6 is a rear elevational view of the eyewear.

The portions shown in broken lines are solely for the purpose of illustrating context and form no part of the claimed design.

1 Claim, 3 Drawing Sheets



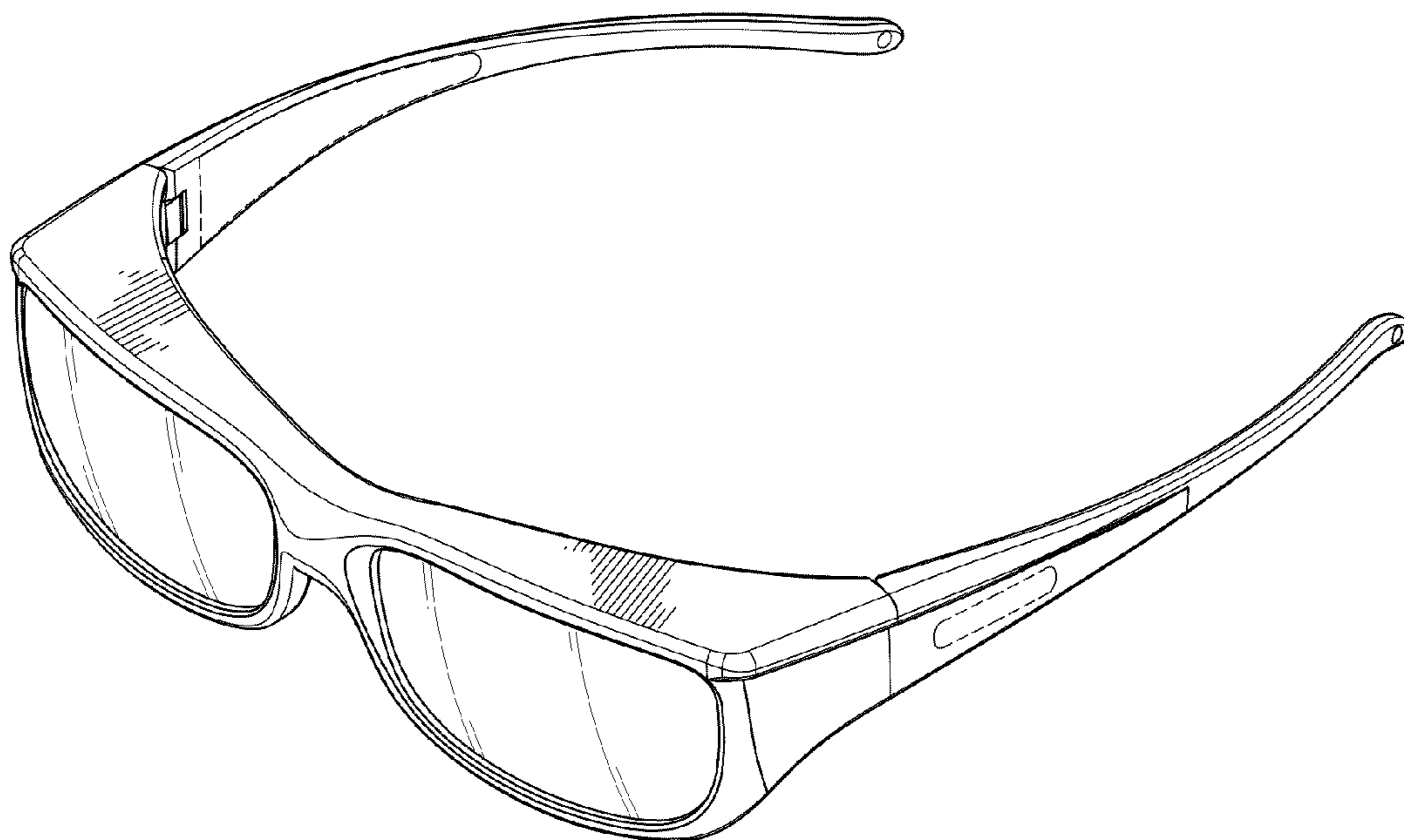


FIG. 1

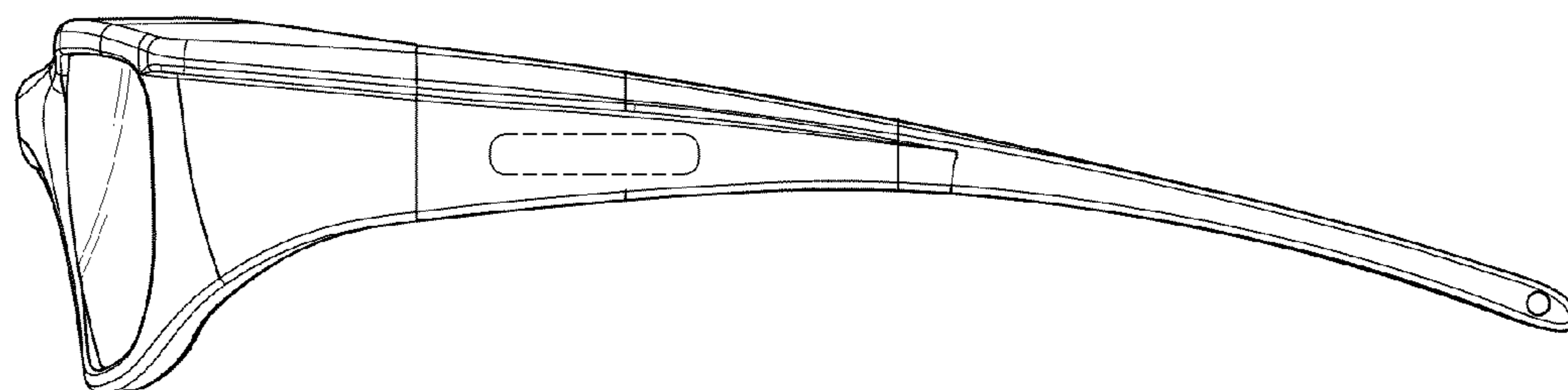


FIG. 2

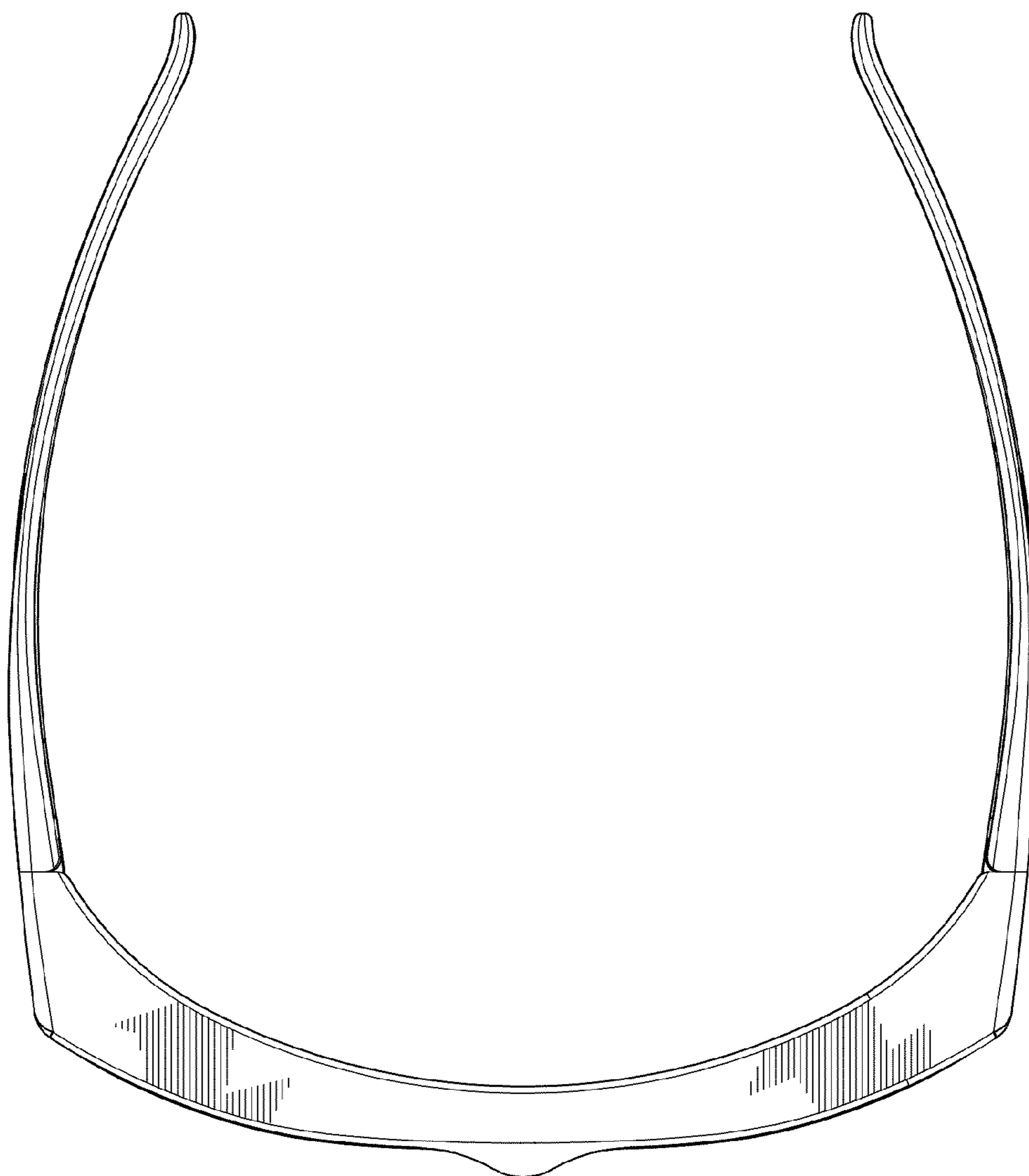


FIG. 3

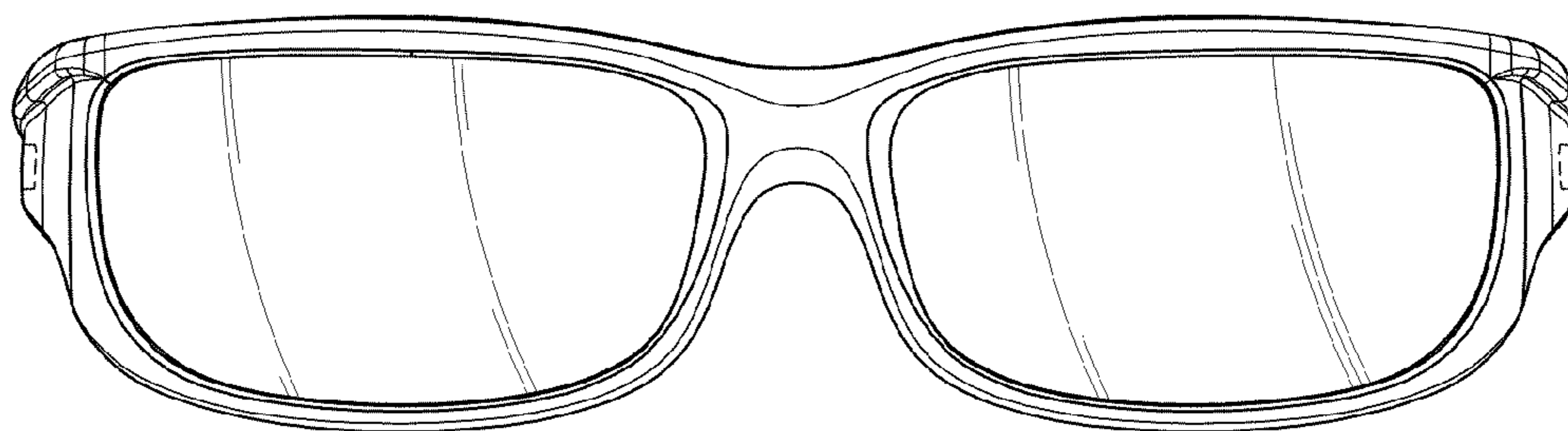


FIG. 4

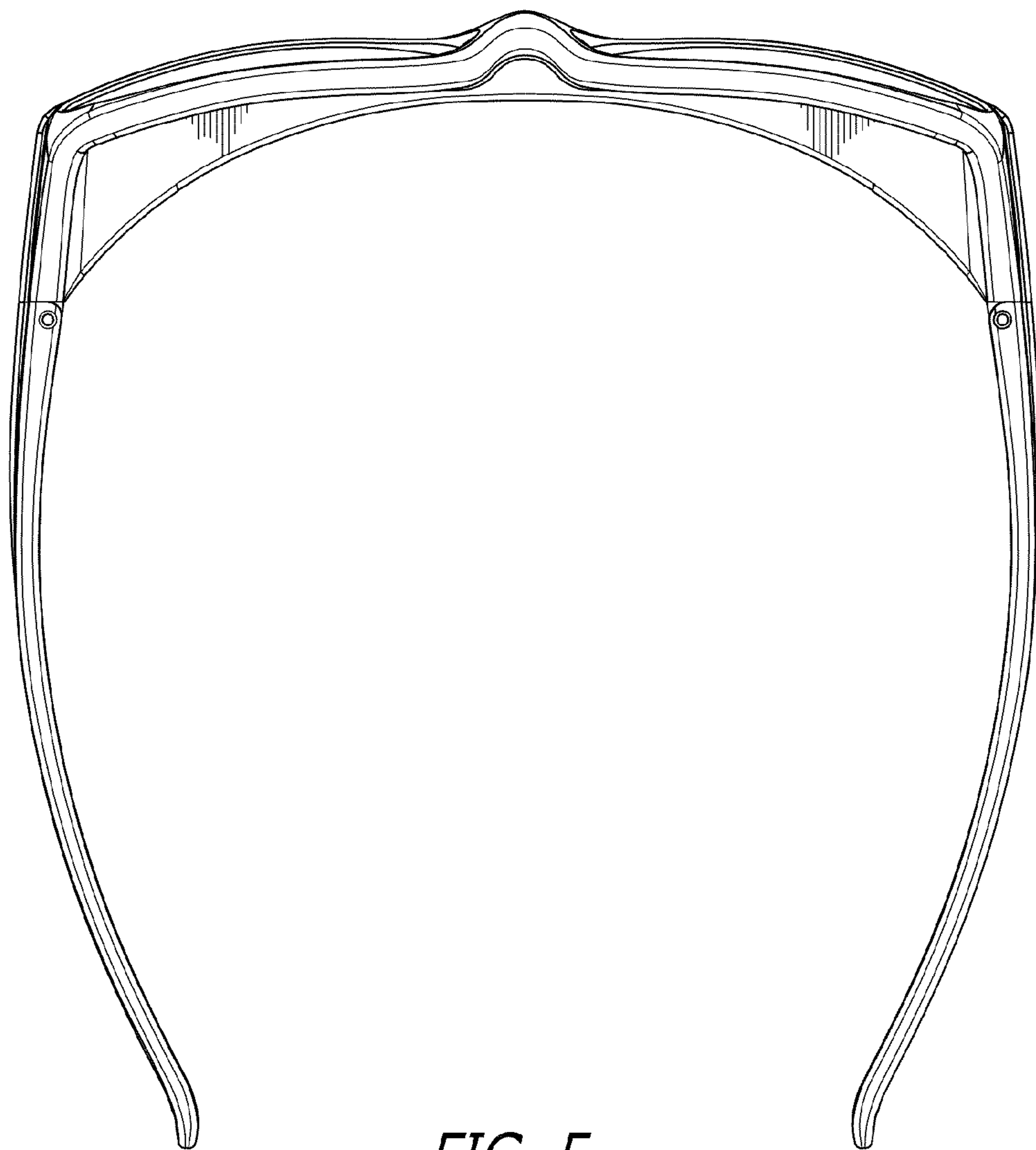


FIG. 5

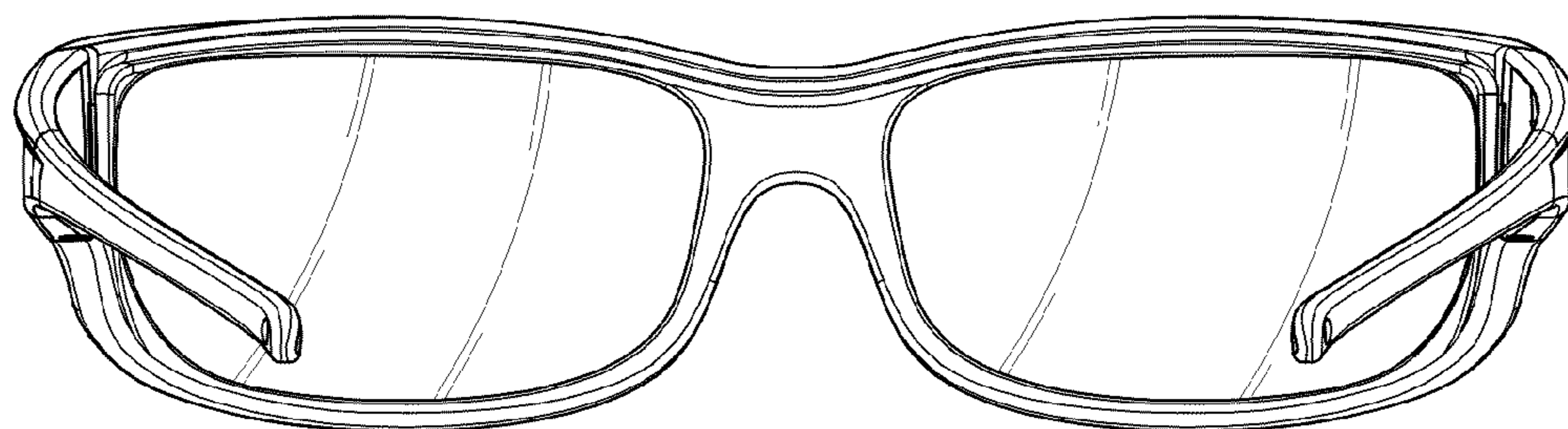


FIG. 6