



US00D643839S

(12) **United States Design Patent**  
**Aguado-Tilley**

(10) **Patent No.:** **US D643,839 S**

(45) **Date of Patent:** **\*\* Aug. 23, 2011**

(54) **LAPTOP COMPUTER**

(76) **Inventor:** **Maria Aguado-Tilley**, Rio Linda, CA  
(US)

(\*\*) **Term:** **14 Years**

(21) **Appl. No.:** **29/361,089**

(22) **Filed:** **May 5, 2010**

(51) **LOC (9) Cl.** ..... **14-02**

(52) **U.S. Cl.** ..... **D14/315; D14/391; D14/393**

(58) **Field of Classification Search** ..... **D14/315-328;**  
**D18/1, 2, 7, 11; 235/145 A, 145 R; 341/22,**  
**341/23; 345/104, 156, 168, 169, 173, 87,**  
**345/901-905; 361/679.01-679.09, 679.27;**  
**400/486, 489; 710/14**

See application file for complete search history.

(56) **References Cited**

**U.S. PATENT DOCUMENTS**

5,793,359	A *	8/1998	Ushikubo	.....	345/169
D417,204	S *	11/1999	Liu et al.	.....	D14/318
D444,463	S *	7/2001	Kazamaki et al.	.....	D14/318
D496,357	S *	9/2004	Peng et al.	.....	D14/318
D554,121	S *	10/2007	Fisher et al.	.....	D14/398
D590,397	S *	4/2009	O'Neill et al.	.....	D14/398
D605,646	S *	12/2009	Chan et al.	.....	D14/315
2005/0146505	A1	7/2005	Mandel		

2006/0007161 A1 1/2006 Knox et al.  
2007/0217145 A1 9/2007 Sung  
2008/0074394 A1 3/2008 Rak et al.  
2008/0285213 A1 11/2008 Tan et al.

\* cited by examiner

*Primary Examiner* — Freda Nunn

(74) *Attorney, Agent, or Firm* — Crossley Patent Law; Mark A. Crossley

(57) **CLAIM**

The ornamental design for a laptop computer, as shown and described.

**DESCRIPTION**

FIG. 1 is a front elevation view of a laptop computer showing my new design;  
FIG. 2 is a rear elevation view thereof;  
FIG. 3 is a left elevation view thereof;  
FIG. 4 is a right elevation view thereof;  
FIG. 5 is a top plan view thereof;  
FIG. 6 is a bottom plan view thereof;  
FIG. 7 is an isometric view thereof;  
FIG. 8 is a front elevation thereof with dual monitors; and,  
FIG. 9 is an isometric view thereof with dual monitors.

**1 Claim, 8 Drawing Sheets**



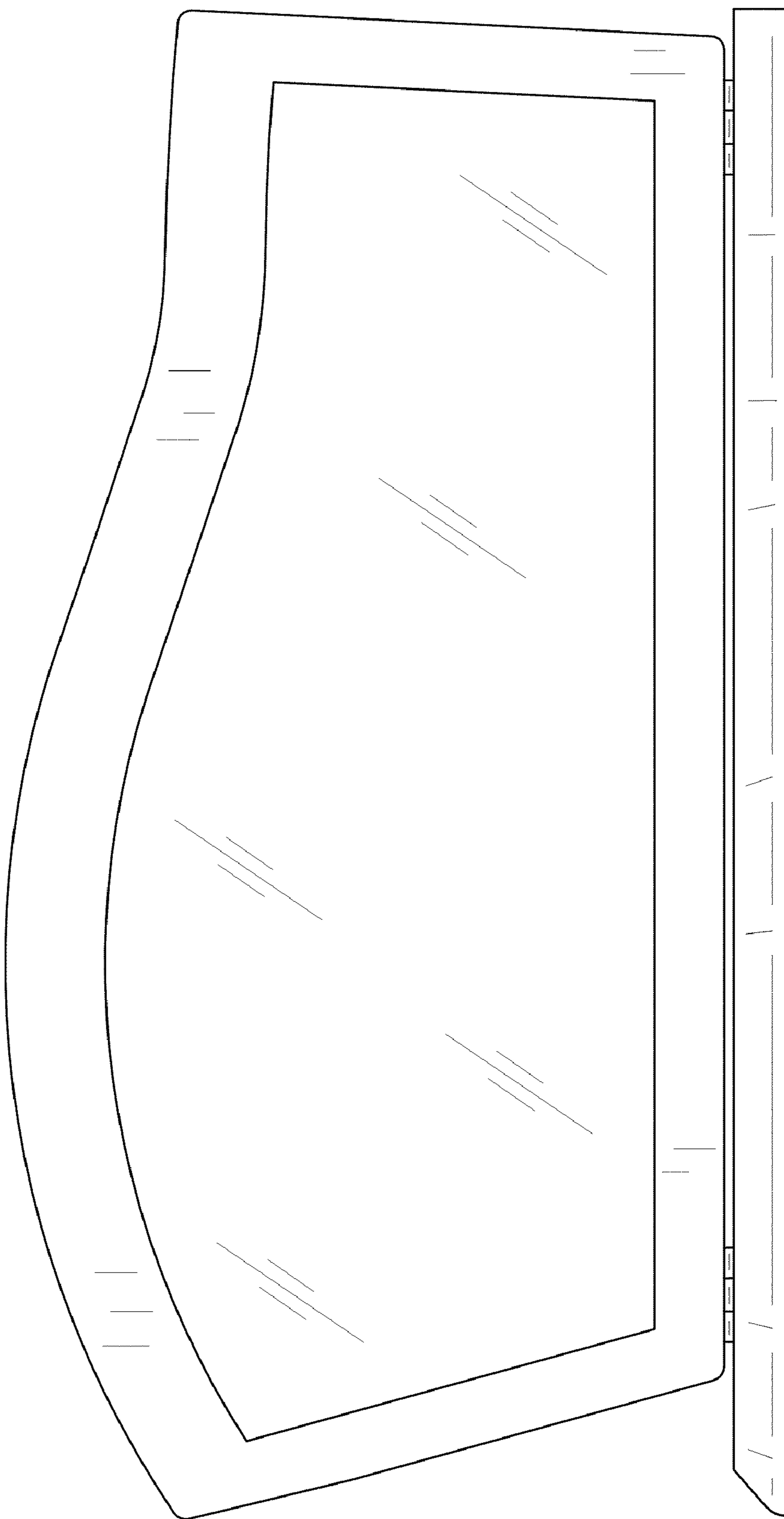


FIG. 1




FIG. 2

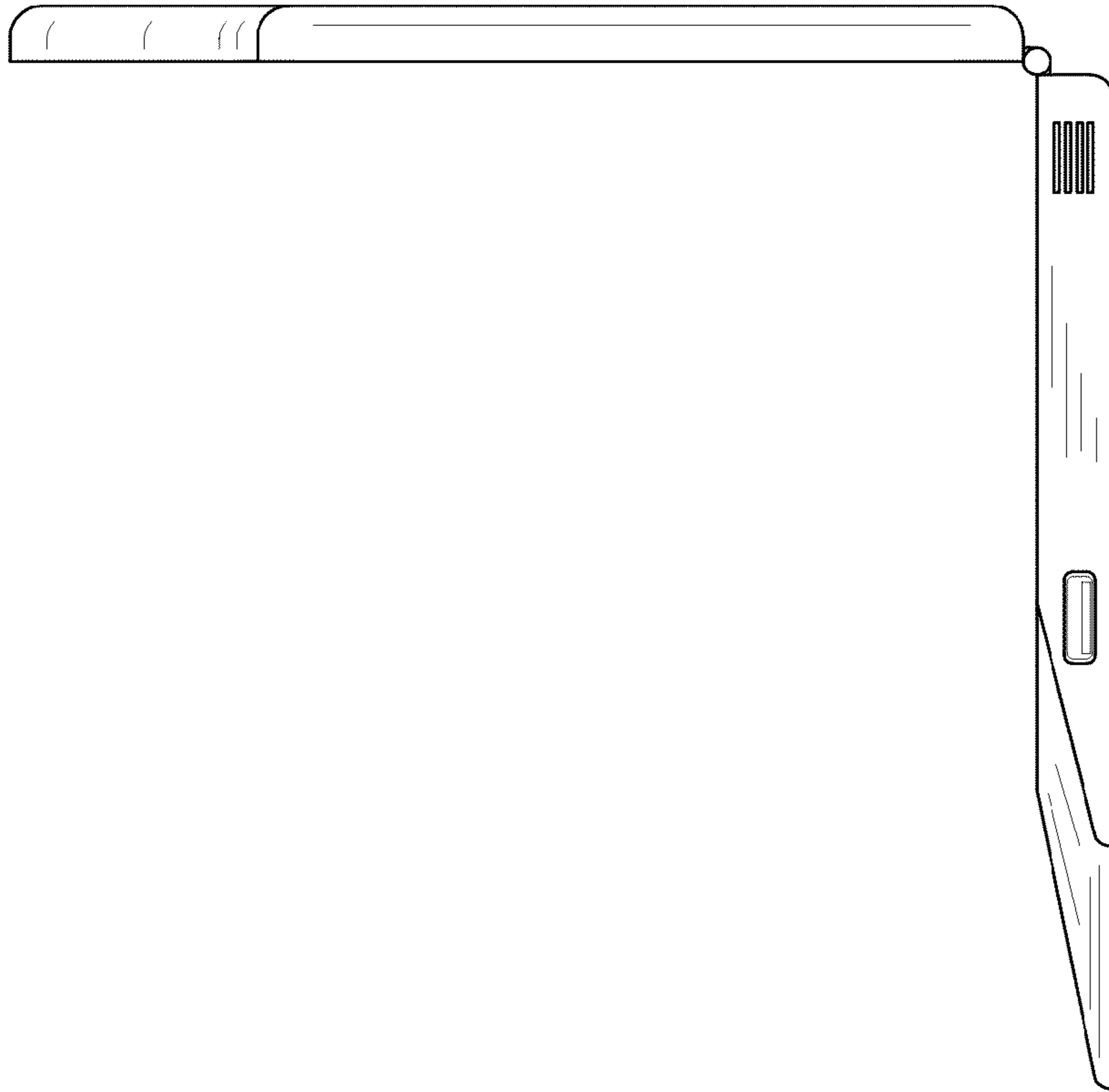


FIG. 4

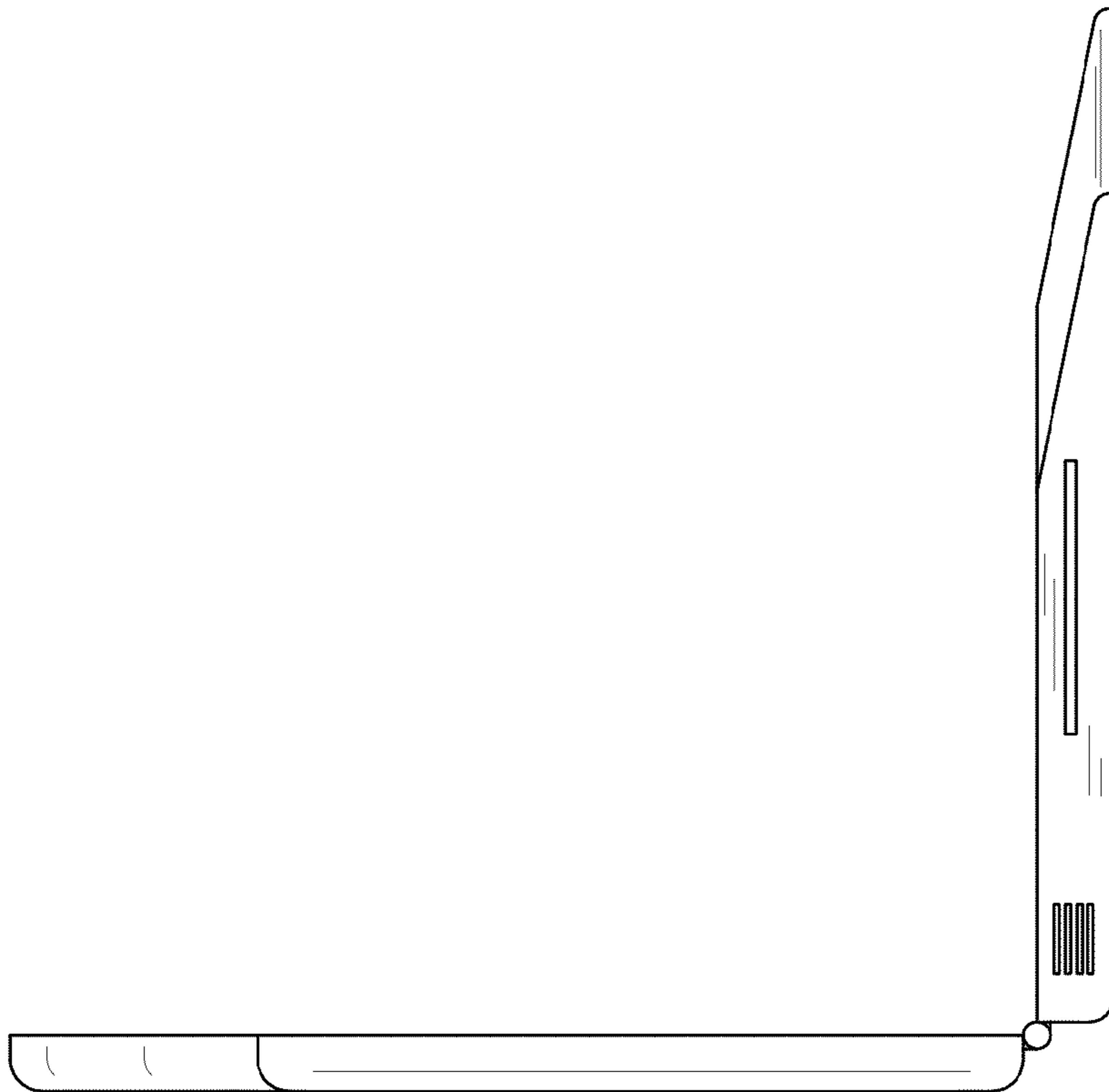


FIG. 3




FIG. 5




FIG. 6

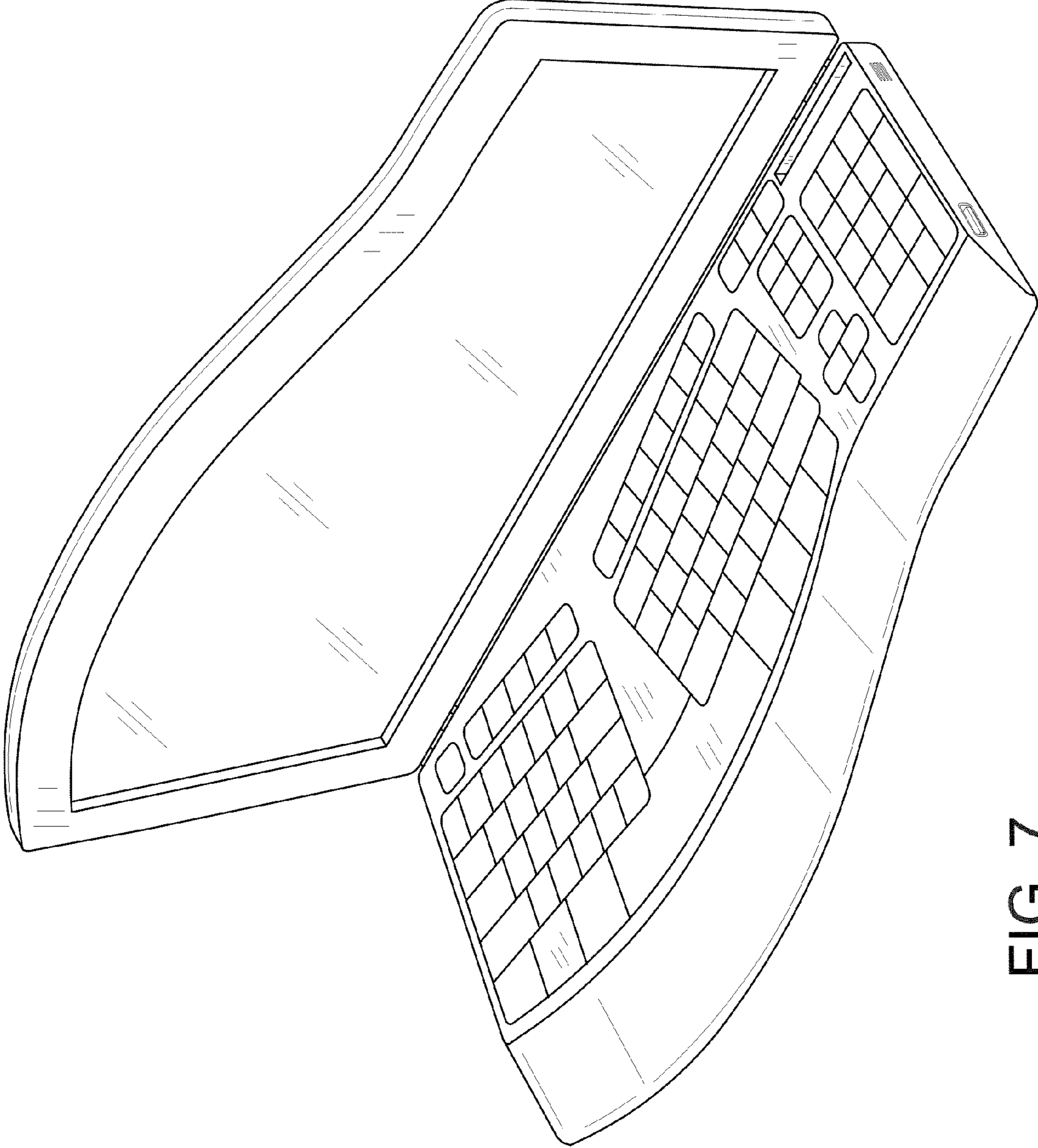


FIG. 7

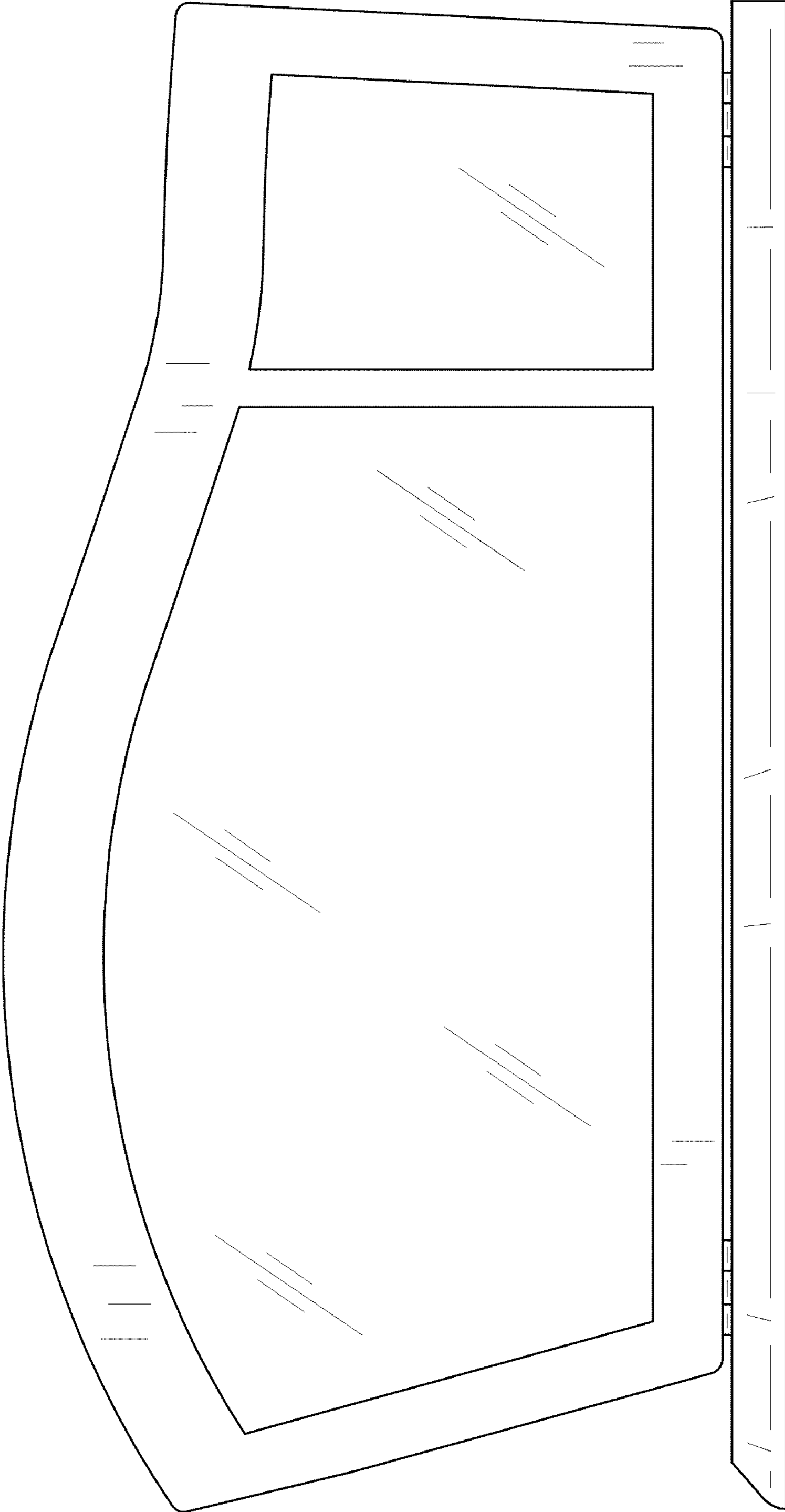


FIG. 8



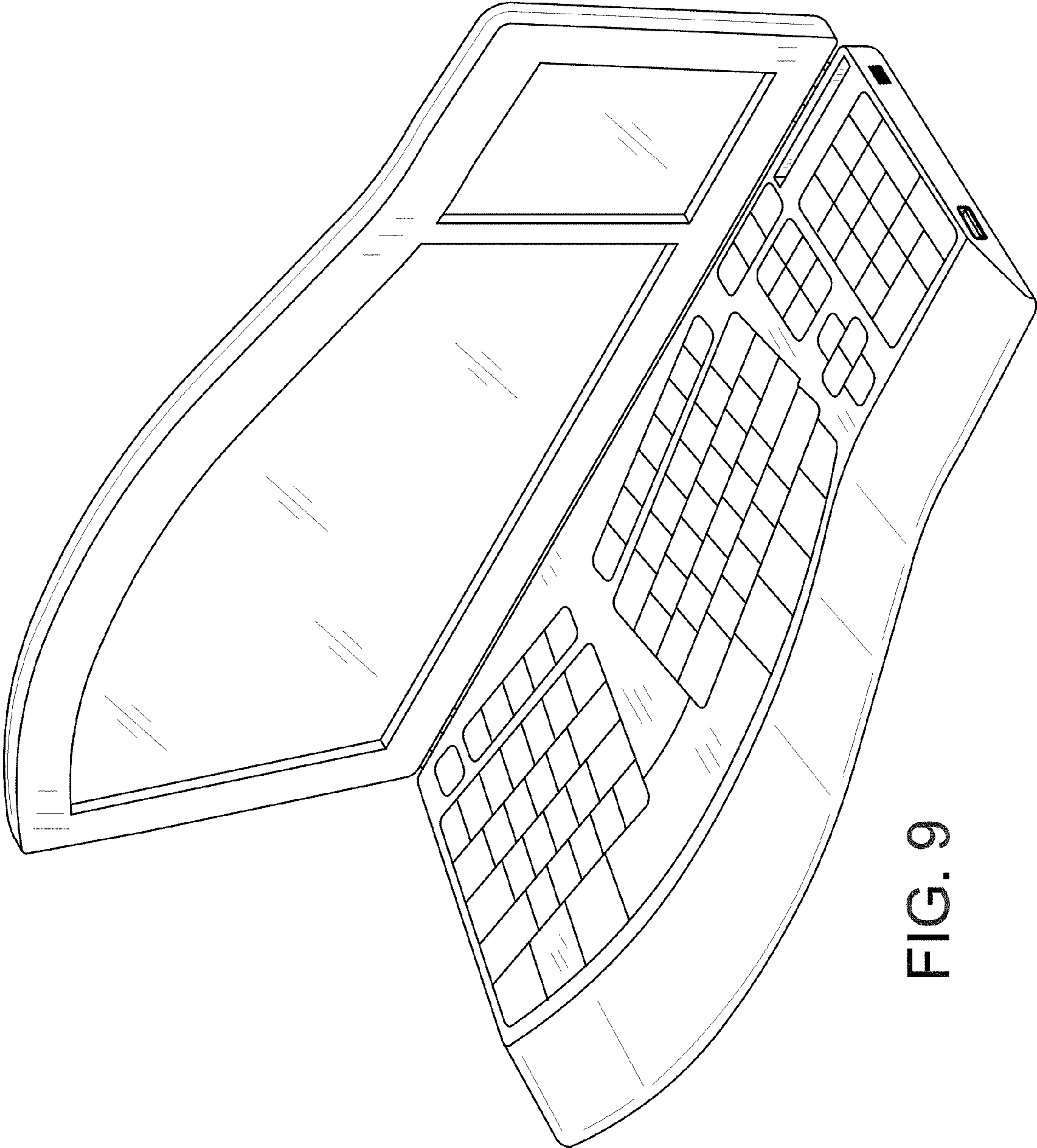


FIG. 9