



US00D643836S

(12) **United States Design Patent**
Smith et al.

(10) **Patent No.:** **US D643,836 S**

(45) **Date of Patent:** **** Aug. 23, 2011**

(54) **CASE**

(75) Inventors: **Travis Smith**, Fort Collins, CO (US);
Matthew Glanzer, Fort Collins, CO (US)

(73) Assignee: **Otter Products, LLC**, Fort Collins, CO (US)

(**) Term: **14 Years**

(21) Appl. No.: **29/384,931**

(22) Filed: **Feb. 6, 2011**

(51) **LOC (9) Cl.** **14-03**

(52) **U.S. Cl.** **D14/250**

(58) **Field of Classification Search** D14/250–253,
D14/440, 203.7, 217, 496, 203.3; D3/201,
D3/218, 269, 301, 273, 303; D13/103; 220/4.02;
224/191, 240, 241, 245, 682–683; 248/309.1;
361/679.56; 379/426, 433.11, 455; 455/575.1,
455/575.8; 190/100; 206/305, 320

See application file for complete search history.

(56) **References Cited**

U.S. PATENT DOCUMENTS

D597,089 S *	7/2009	Khan et al.	D14/250
D600,908 S *	9/2009	Richardson et al.	D3/218
D603,389 S *	11/2009	Khan et al.	D14/250
D606,529 S *	12/2009	Ferrari et al.	D14/250
D609,228 S *	2/2010	Ferrari et al.	D14/250
D615,078 S *	5/2010	Bradley	D14/250
D615,536 S *	5/2010	Richardson et al.	D14/250
D617,787 S *	6/2010	Richardson et al.	D14/250
D621,394 S *	8/2010	Richardson et al.	D14/250
D621,395 S *	8/2010	Richardson et al.	D14/250
D621,821 S *	8/2010	Richardson et al.	D14/250
D624,533 S *	9/2010	Richardson et al.	D14/250
D624,910 S *	10/2010	Richardson et al.	D14/250
D637,588 S *	5/2011	Richardson et al.	D14/250
D638,007 S *	5/2011	Chang	D14/250

D638,830 S *	5/2011	Magness et al.	D14/250
2009/0111543 A1 *	4/2009	Tai et al.	455/575.8
2010/0104814 A1 *	4/2010	Richardson et al.	428/156

OTHER PUBLICATIONS

OtterBox Commuter Series Motorola® Bravo, <URL:http://demandware.edgesuite.net/aaez_prd/on/demandware.static/Sites-otterbox_us-Site/Sites-masterCatalog_OtterBox/default/v1308214987869/pdfs/mot4-bravo-info.pdf>, retrieved from internet Jun. 16, 2011.*

Amzer Silicone Skin Jelly Case for Motorola Bravo MB520—Orange, <URL:http://www.amazon.com/Amzer-Silicone-Jelly-Motorola-BRAVO/dp/B0047CQ45M/ref=pd_sxp_f_pt>, retrieved from internet Jun. 16, 2011.*

* cited by examiner

Primary Examiner — Rob Spear

Assistant Examiner — Carla Wright

(57) **CLAIM**

The ornamental design for a case, as shown and described.

DESCRIPTION

FIG. 1 is a front isometric view of a case showing our new design;

FIG. 2 is a rear isometric view thereof;

FIG. 3 is a front view thereof;

FIG. 4 is a rear view thereof;

FIG. 5 is a left view thereof;

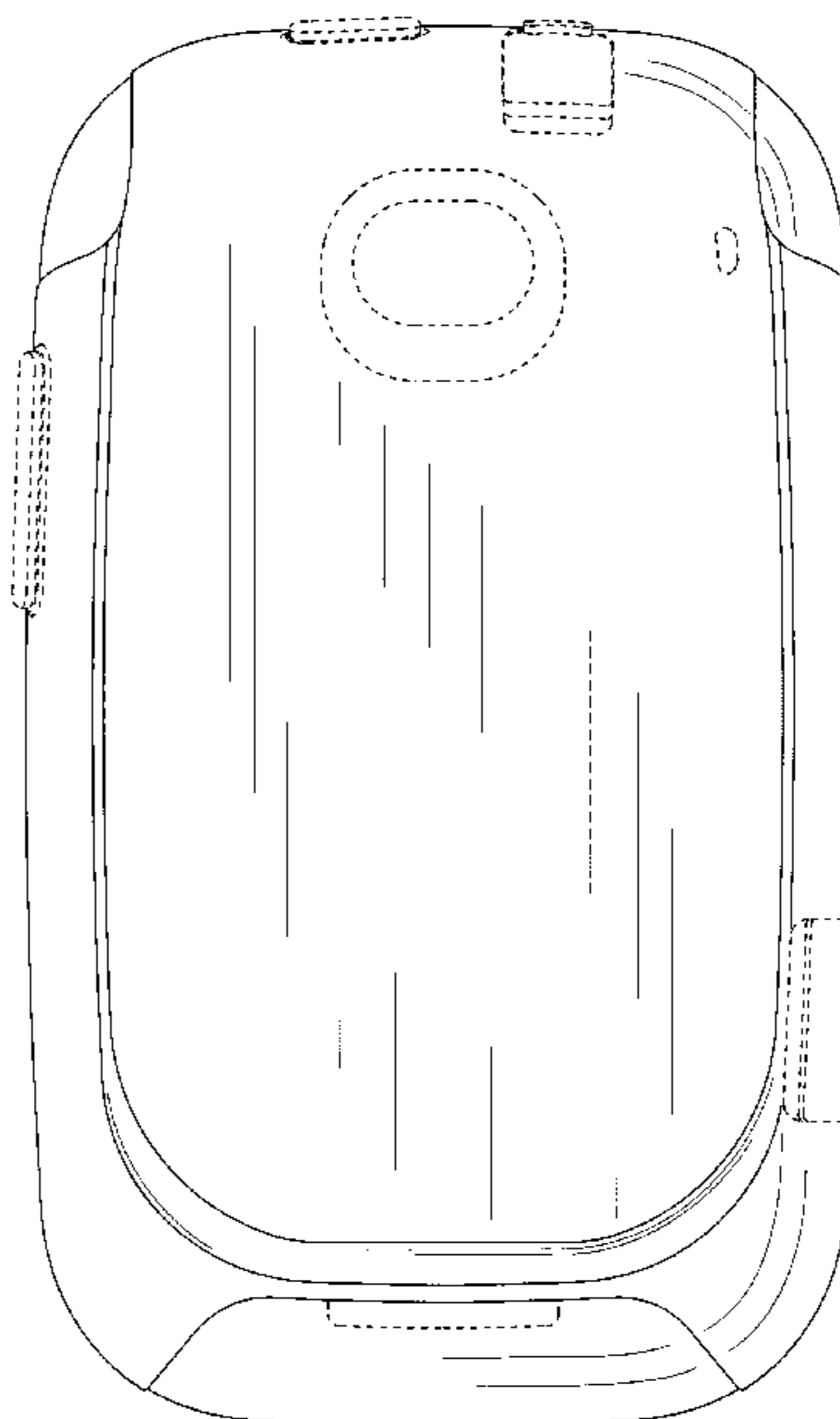
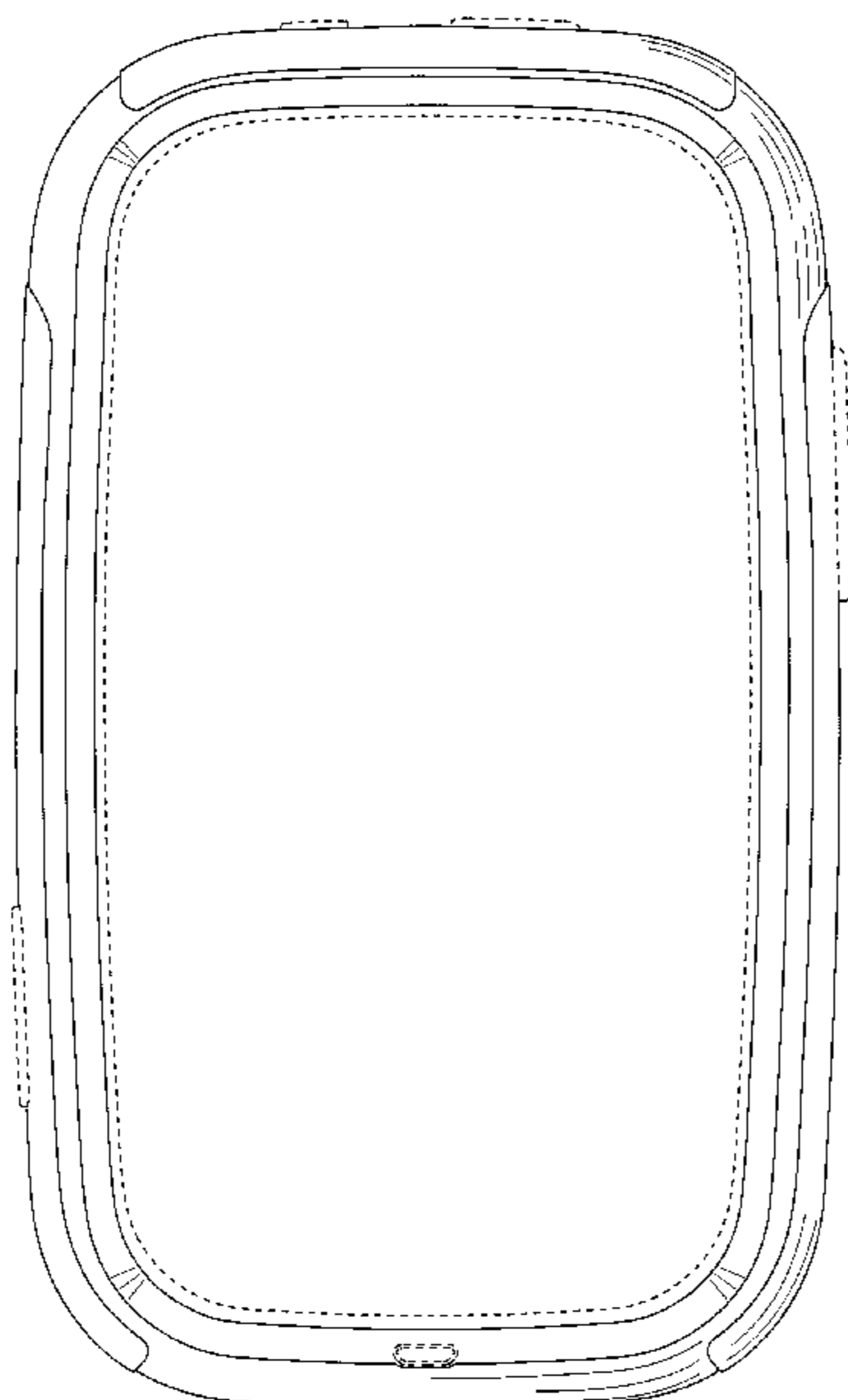
FIG. 6 is a right view thereof;

FIG. 7 is a top view thereof; and,

FIG. 8 is a bottom view thereof.

The broken line perimeter of the large unshaded rectangular region on the front of the case in FIGS. 1 and 3 represents a boundary of the claimed design. All other broken lines depict unclaimed environment. The broken lines and unshaded regions bounded by broken lines form no part of the claimed design.

1 Claim, 6 Drawing Sheets



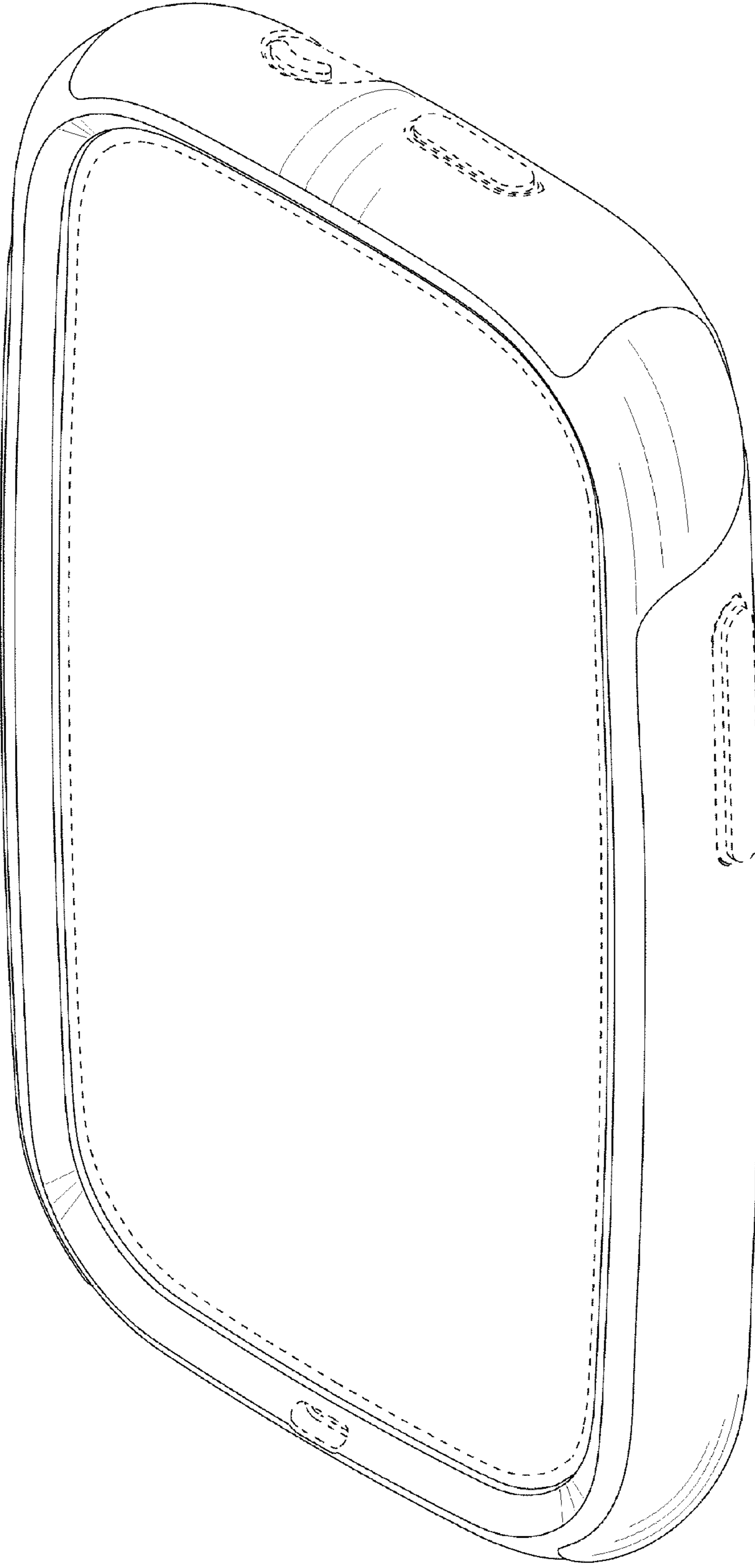


FIG. 1




FIG. 2




FIG. 3

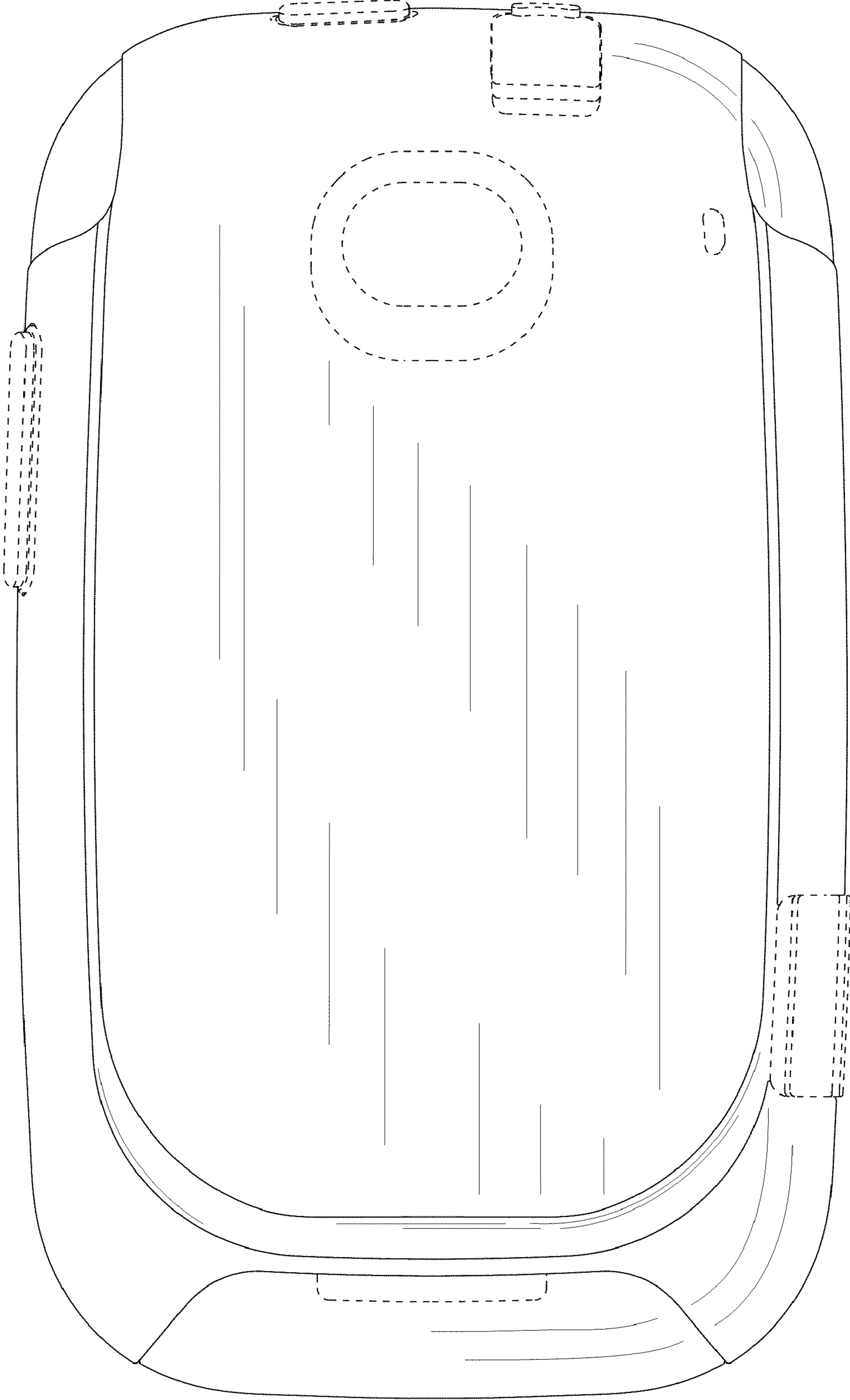


FIG. 4

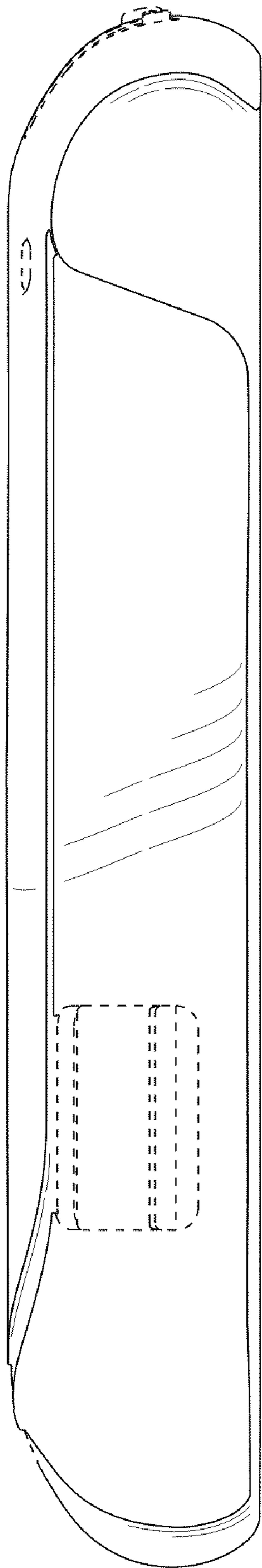


FIG. 5




FIG. 6

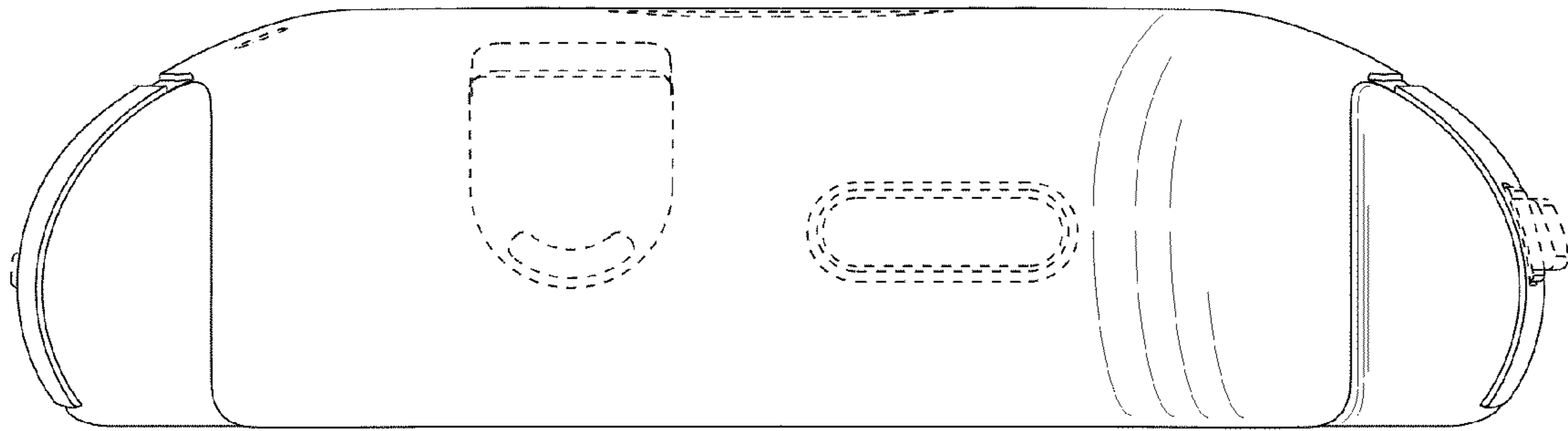


FIG. 7

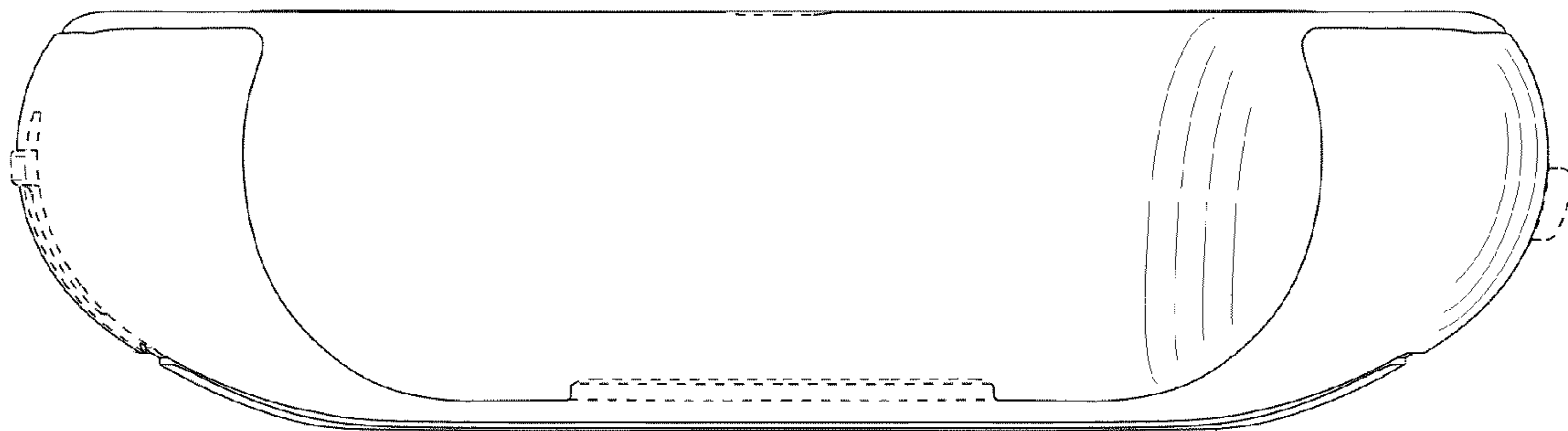


FIG. 8