

US00D643807S

(12) **United States Design Patent**
Jiang

(10) **Patent No.:** **US D643,807 S**

(45) **Date of Patent:** **** Aug. 23, 2011**

(54) **BATTERY CASE FOR PHONE**

(75) **Inventor:** **Dengguo Jiang**, Shenzhen (CN)

(73) **Assignee:** **Cham Battery Technology Co., Ltd.**,
Shenzhen (CN)

(**) **Term:** **14 Years**

(21) **Appl. No.:** **29/379,046**

(22) **Filed:** **Nov. 12, 2010**

(30) **Foreign Application Priority Data**

Oct. 13, 2010 (CN) 2010 3 0551936

(51) **LOC (9) Cl.** **13-02**

(52) **U.S. Cl.** **D13/103; D13/108**

(58) **Field of Classification Search** D13/102–108,
D13/110, 118–121, 184, 199; 429/96–100,
429/163, 176; D14/480.1, 480.7, 432, 433,
D14/435.1, 217, 240; 320/107–115

See application file for complete search history.

(56) **References Cited**

U.S. PATENT DOCUMENTS

D503,679 S *	4/2005	Andre et al.	D13/110
D573,946 S *	7/2008	Ledbetter et al.	D13/110
D595,223 S *	6/2009	Yamamoto et al.	D13/108
D595,224 S *	6/2009	Seil et al.	D13/110
D601,500 S *	10/2009	Green et al.	D13/110
D602,430 S *	10/2009	Green et al.	D13/110
D610,538 S *	2/2010	Wu et al.	D13/103

D611,415 S *	3/2010	Andre et al.	D13/138.1
D623,136 S *	9/2010	Andre et al.	D13/138.1
D624,012 S *	9/2010	de Medeiros et al.	D13/103
D624,548 S *	9/2010	Yamamoto	D14/433
D627,728 S *	11/2010	Smith et al.	D13/138.1
D627,729 S *	11/2010	Smith et al.	D13/138.1
D631,885 S *	2/2011	Maier	D14/435.1
2007/0229025 A1 *	10/2007	Tsai et al.	320/111
2009/0051316 A1 *	2/2009	Park et al.	320/113
2009/0237031 A1 *	9/2009	McSweyn et al.	320/114
2010/0117597 A1 *	5/2010	Wang	320/111

* cited by examiner

Primary Examiner — Rosemary K Tarcza

(74) *Attorney, Agent, or Firm* — Hamre, Schumann, Mueller & Larson, P.C.

(57) **CLAIM**

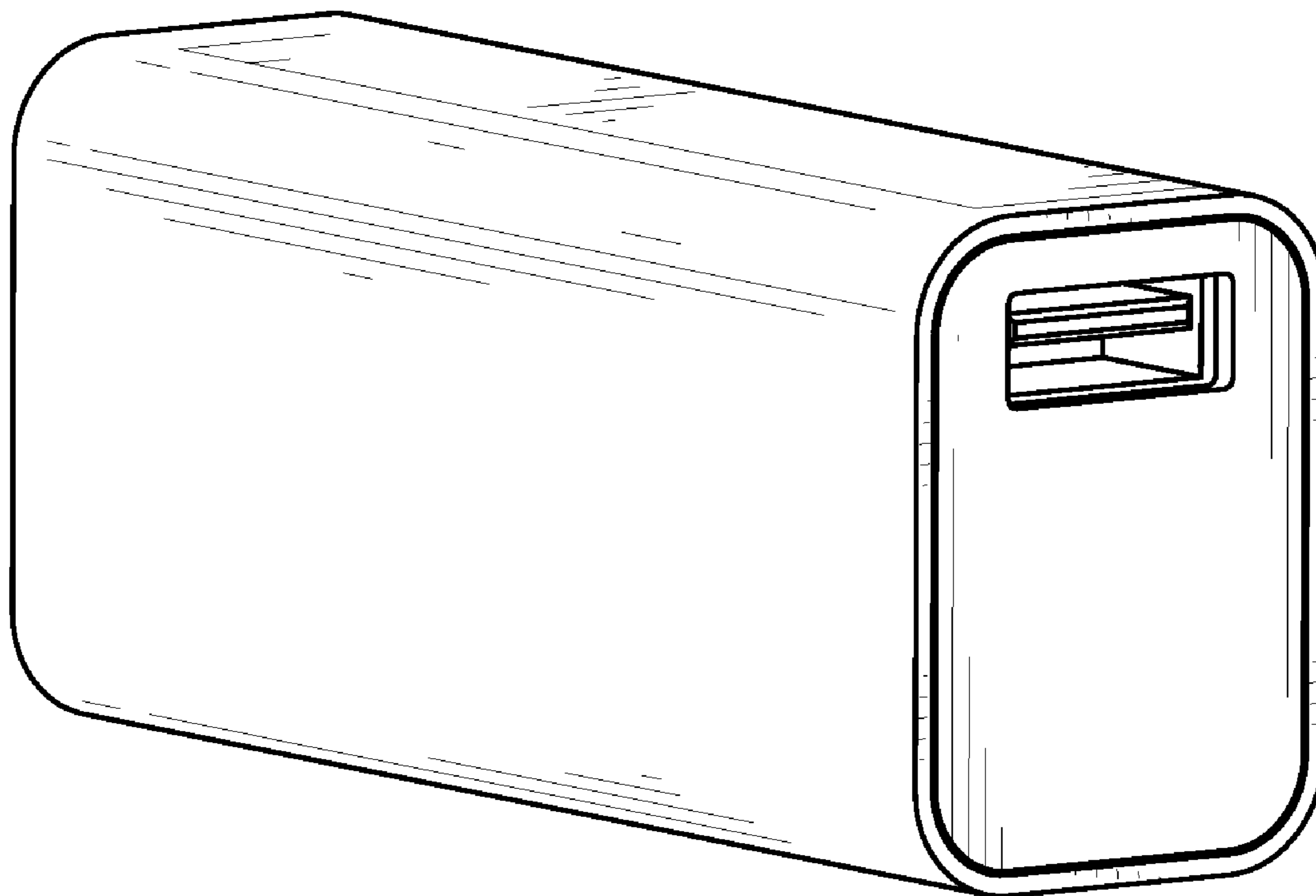
The ornamental design for a “battery case for phone,” as shown and described.

DESCRIPTION

FIG. 1 is a front, top and left side perspective view of a battery case for phone showing my new design;
FIG. 2 is a front elevational view thereof;
FIG. 3 is a rear elevational view thereof;
FIG. 4 is a left side elevational view thereof;
FIG. 5 is a right side elevational view thereof;
FIG. 6 is a top plan view thereof; and,
FIG. 7 is a bottom plan view thereof.

The broken lines shown in the drawings are included for the purpose of illustrating unclaimed portions of the battery case for phone and form no part of the claimed design.

1 Claim, 7 Drawing Sheets



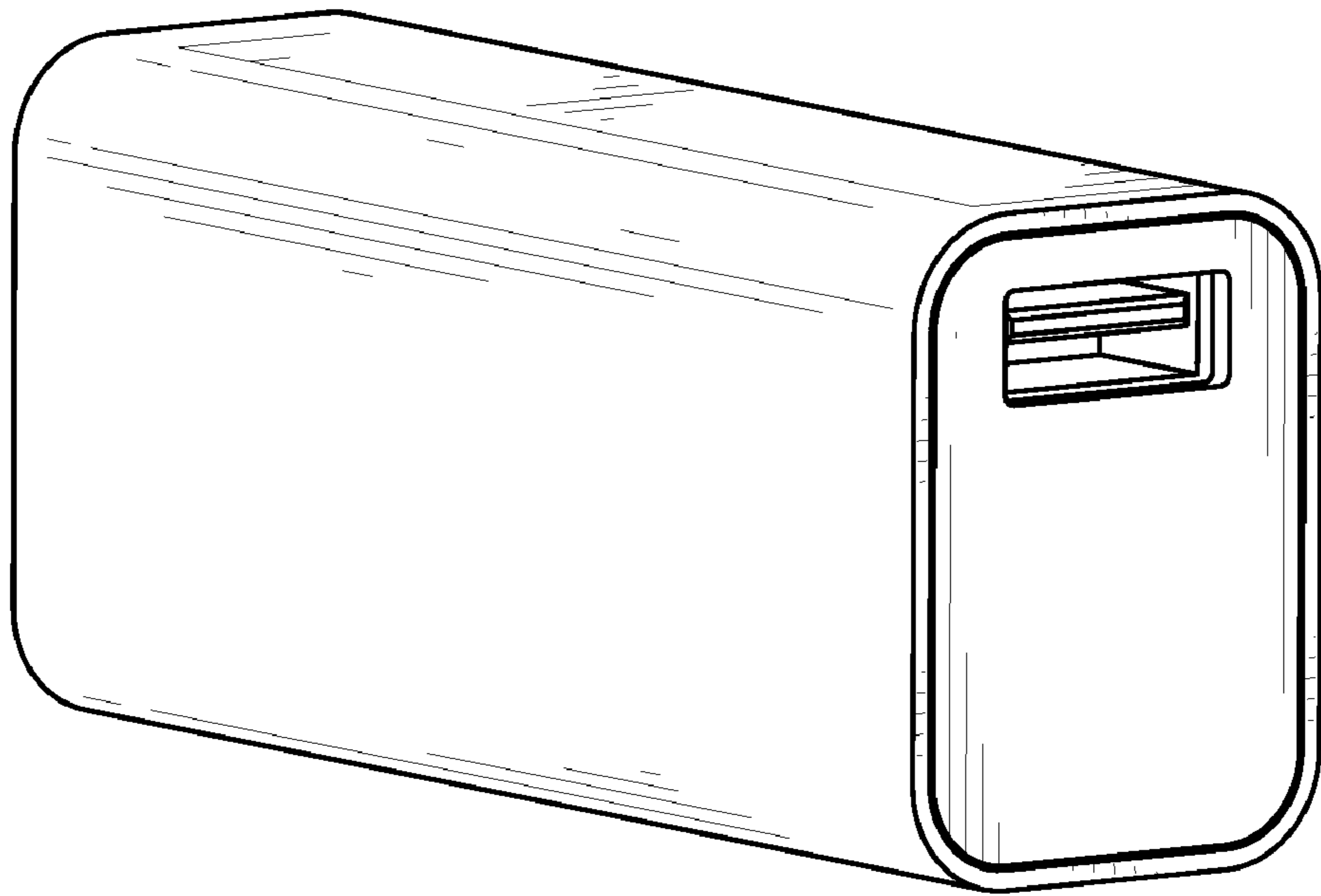


FIG. 1




FIG. 2

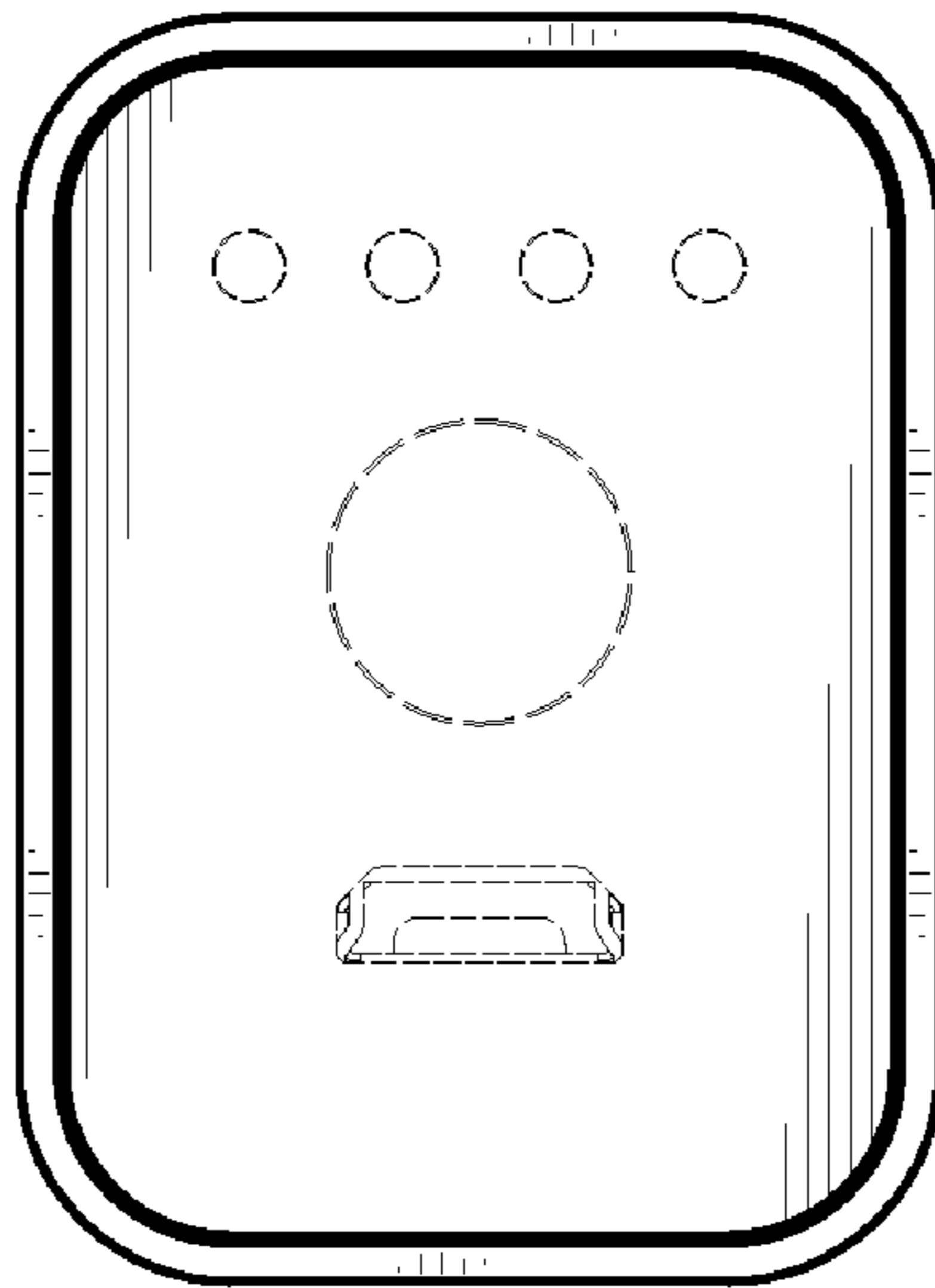


FIG. 3



FIG. 4




FIG. 5




FIG. 6




FIG. 7