



US00D643782S

(12) **United States Design Patent**
Maccioni

(10) **Patent No.:** **US D643,782 S**

(45) **Date of Patent:** **** Aug. 23, 2011**

(54) **MOTORCYCLE**

(75) Inventor: **Roberto Maccioni**, Viareggio (IT)

(73) Assignee: **Nuova Garelli S.p.A.**, Lacchiarella (IT)

(**) Term: **14 Years**

(21) Appl. No.: **29/347,648**

(22) Filed: **Mar. 29, 2010**

(30) **Foreign Application Priority Data**

Oct. 7, 2009 (EM) 001169551

(51) **LOC (9) Cl.** **12-11**

(52) **U.S. Cl.** **D12/110**

(58) **Field of Classification Search** D12/110,
D12/114, 118, 415, 182, 190, 192, 126; 180/219,
180/220, 225, 229, 90; D10/98, 102; 296/70;
116/62.1, 62.4, 300

See application file for complete search history.

(56) **References Cited**

U.S. PATENT DOCUMENTS

D497,336 S *	10/2004	James	D12/192
D546,744 S *	7/2007	Fukumoto et al.	D12/192
D574,300 S *	8/2008	Kitayama et al.	D12/110
D602,814 S *	10/2009	Lin	D12/110
D610,490 S *	2/2010	Wong	D12/110
D617,686 S *	6/2010	Lin	D12/110

* cited by examiner

Primary Examiner — Phillip S Hyder

Assistant Examiner — Linda Brooks

(74) *Attorney, Agent, or Firm* — Modiano & Associati;
Albert Josif; Daniel J. O'Byrne

(57) **CLAIM**

The ornamental design for a motorcycle, as shown and described.

DESCRIPTION

FIG. 1 is a perspective view of a motorcycle showing my new design;

FIG. 2 is a front view thereof;

FIG. 3 is a rear view thereof;

FIG. 4 is a left side view thereof;

FIG. 5 is a right side thereof;

FIG. 6 is a top view thereof;

FIG. 7 is a bottom view thereof;

FIG. 8 is a further perspective view thereof;

FIG. 9 is a view of a first detail thereof;

FIG. 10 is a view of a second detail thereof;

FIG. 11 is a view of a third detail thereof;

FIG. 12 is a view of a fourth detail thereof;

FIG. 13 is a view of a fifth detail thereof;

FIG. 14 is a view of a sixth detail thereof;

FIG. 15 is a view of a seventh detail thereof;

FIG. 16 is a view of an eighth detail thereof;

FIG. 17 is a view of a ninth detail thereof;

FIG. 18 is a view of a tenth detail thereof;

FIG. 19 is a view of an eleventh detail thereof;

FIG. 20 is a view of a twelfth detail thereof;

FIG. 21 is a view of a thirteenth detail thereof;

FIG. 22 is a view of a fourteenth detail thereof;

FIG. 23 is a view of a fifteenth detail thereof;

FIG. 24 is a view of a sixteenth detail thereof;

FIG. 25 is a view of a seventeenth detail thereof; and,

FIG. 26 is a view of an eighteenth detail thereof.

1 Claim, 17 Drawing Sheets





Fig. 1




Fig. 2




Fig. 3

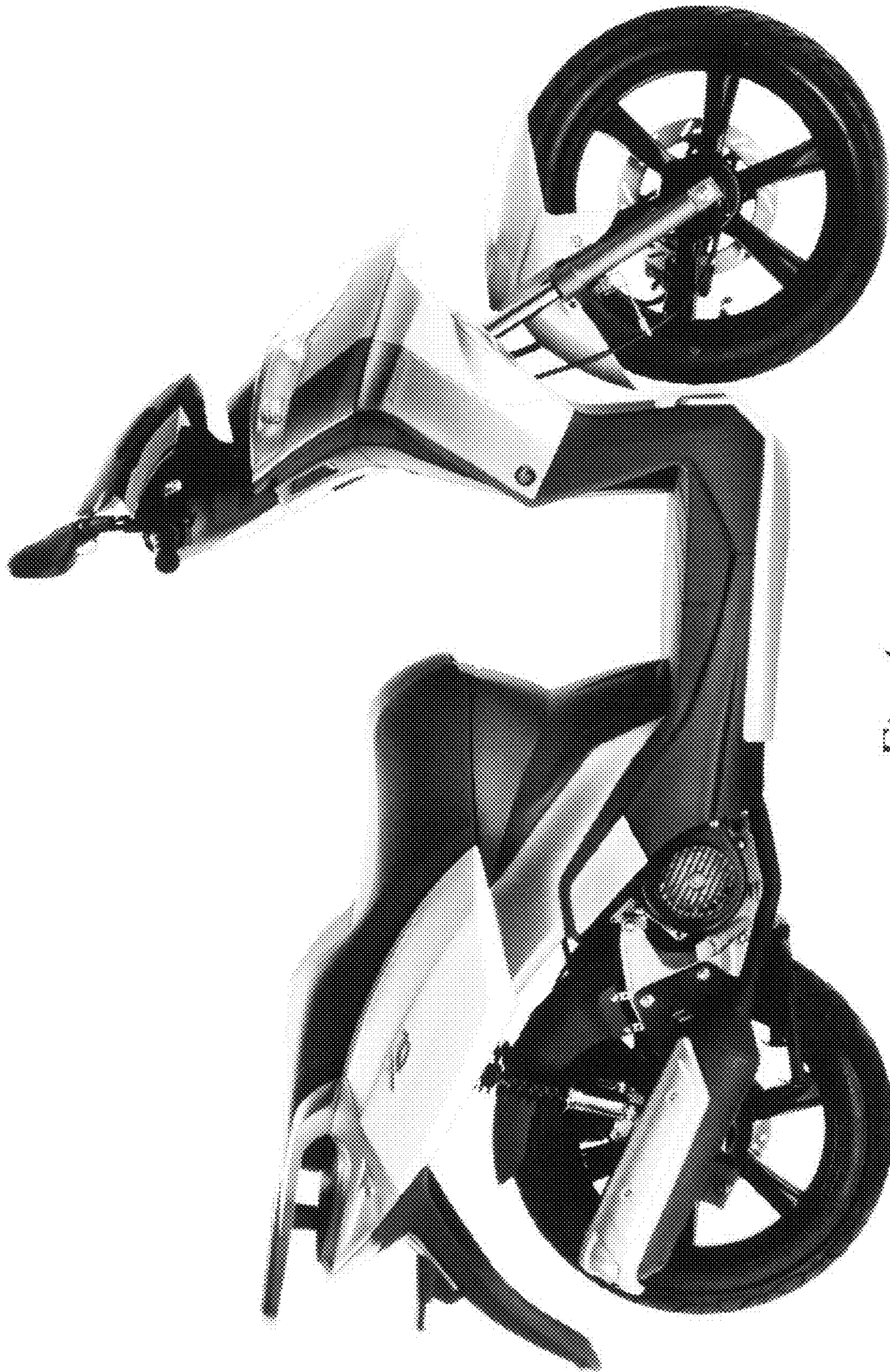


Fig. 4



Fig. 5




Fig. 6

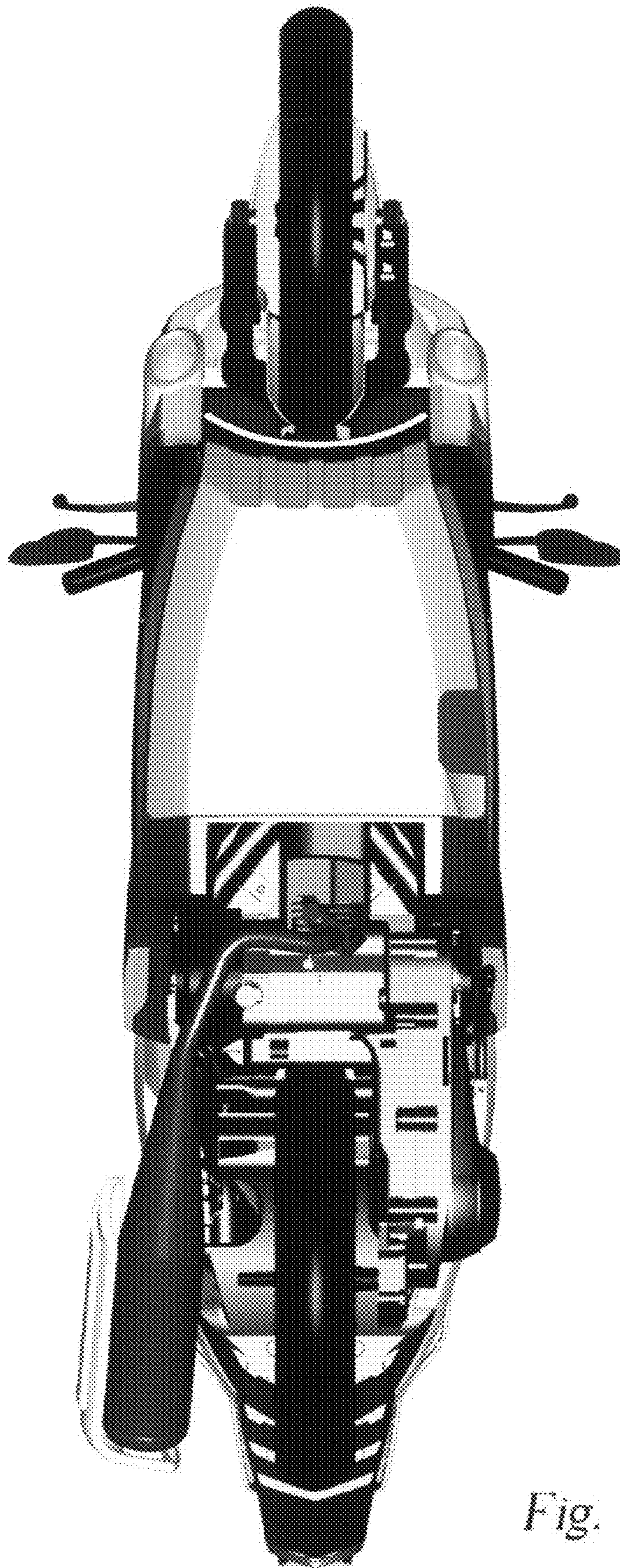


Fig. 7



Fig. 8




Fig. 9



Fig. 10



Fig. 11




Fig. 12




Fig. 13



Fig. 14



Fig. 15

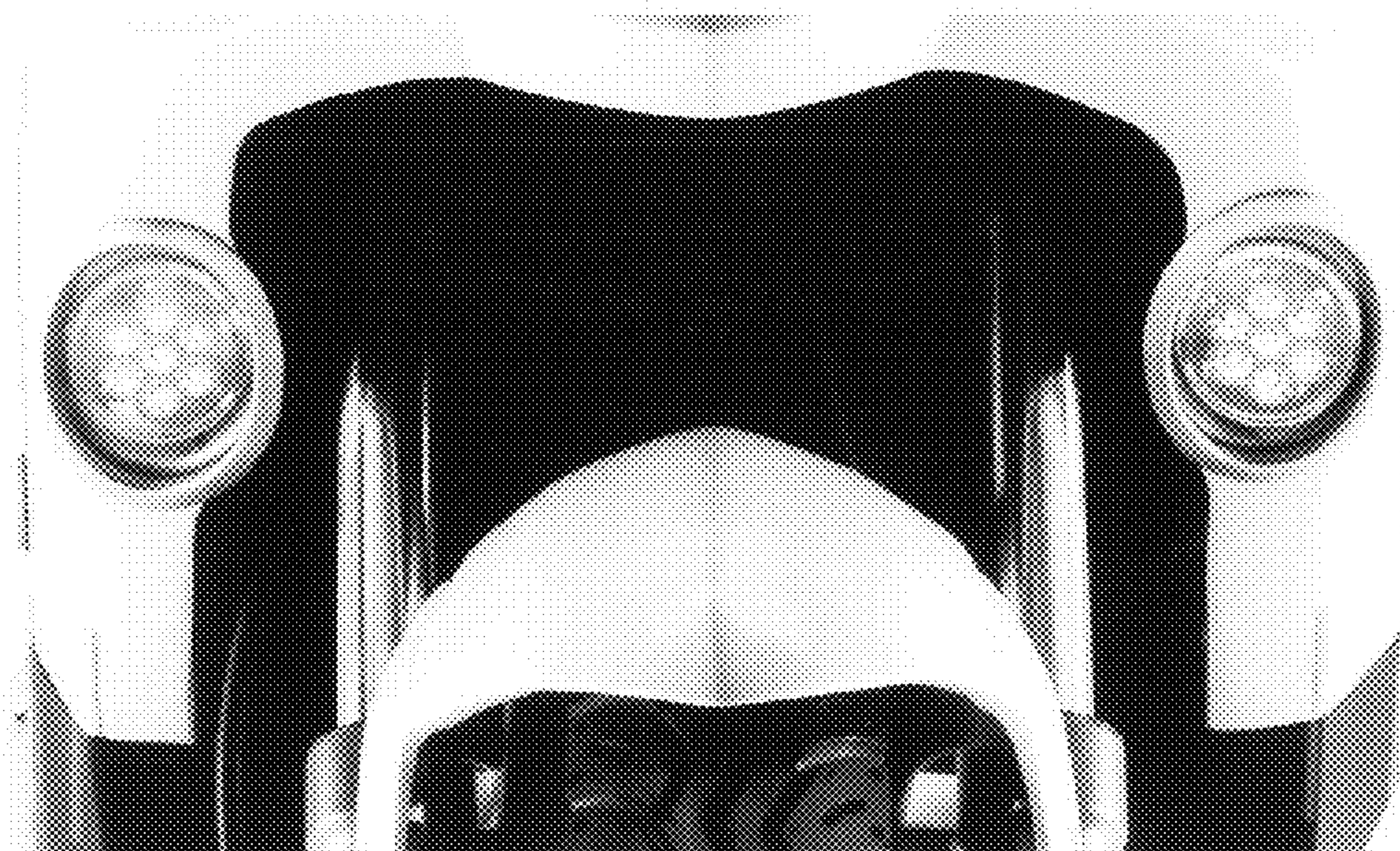


Fig. 16




Fig. 17




Fig. 18




Fig. 19



Fig. 20




Fig. 21




Fig. 22



Fig. 23



Fig. 24




Fig. 25




Fig. 26