



US00D643764S

(12) **United States Design Patent**  
**Stafford**

(10) **Patent No.:** **US D643,764 S**

(45) **Date of Patent:** **\*\* Aug. 23, 2011**

(54) **LANE LIGHT**

(75) Inventor: **William Y. Stafford**, Minnetrista, MN  
(US)

(73) Assignee: **Target Brands, Inc.**, Minneapolis, MN  
(US)

(\*\*) Term: **14 Years**

(21) Appl. No.: **29/326,216**

(22) Filed: **Oct. 14, 2008**

(51) **LOC (9) Cl.** ..... **10-05**

(52) **U.S. Cl.** ..... **D10/114.1**

(58) **Field of Classification Search** ..... D10/114.1,  
D10/115; D25/124, 126; D20/41; D7/392.1  
See application file for complete search history.

(56) **References Cited**

U.S. PATENT DOCUMENTS

1,426,240	A	8/1922	Ziener	
D70,607	S	7/1926	Gerhart et al.	
1,629,946	A	5/1927	Angel	
1,904,192	A	4/1933	Benson	
2,260,082	A	10/1941	McCauley	
2,850,823	A	9/1958	Sauer	
3,116,027	A	12/1963	Kleppin	
4,264,945	A	4/1981	Ullman	
D331,198	S	11/1992	Nickerson	
5,183,523	A *	2/1993	Rinehart et al.	156/367
D350,369	S	9/1994	Shafley	
5,416,997	A	5/1995	Dyment et al.	
5,560,131	A	10/1996	Gibson	
5,568,006	A *	10/1996	Luff et al.	310/348
5,600,909	A	2/1997	Hooper	
D382,910	S	8/1997	Greenfield	
D403,360	S	12/1998	Cobb et al.	
D407,266	S *	3/1999	Silva	D7/392.1
D409,768	S *	5/1999	Schiess	D25/126

D412,015	S	7/1999	Greenfield	
D413,633	S *	9/1999	Linko, Sr.	D20/41
D423,164	S	4/2000	McKeown et al.	
6,050,012	A	4/2000	Greenfield	
D431,659	S *	10/2000	Bouchard	D25/126
6,256,912	B1	7/2001	Gibson et al.	
6,450,657	B1	9/2002	Testa et al.	
D470,598	S *	2/2003	Schneider et al.	D25/38
D471,241	S	3/2003	Spiller	
D471,934	S	3/2003	Linko, Sr.	
D474,245	S	5/2003	Abro	
D479,355	S	9/2003	Dalton et al.	
6,682,204	B2	1/2004	Mullally et al.	
D529,217	S	9/2006	Wood	
D544,126	S	6/2007	Stafford	
2010/0079593	A1 *	4/2010	Kyle	348/150

\* cited by examiner

*Primary Examiner* — Caron D Veynar

*Assistant Examiner* — George D Kirschbaum

(74) *Attorney, Agent, or Firm* — Leanne Taveggia Farrell;  
Westman, Champlin & Kelly, P.A.

(57) **CLAIM**

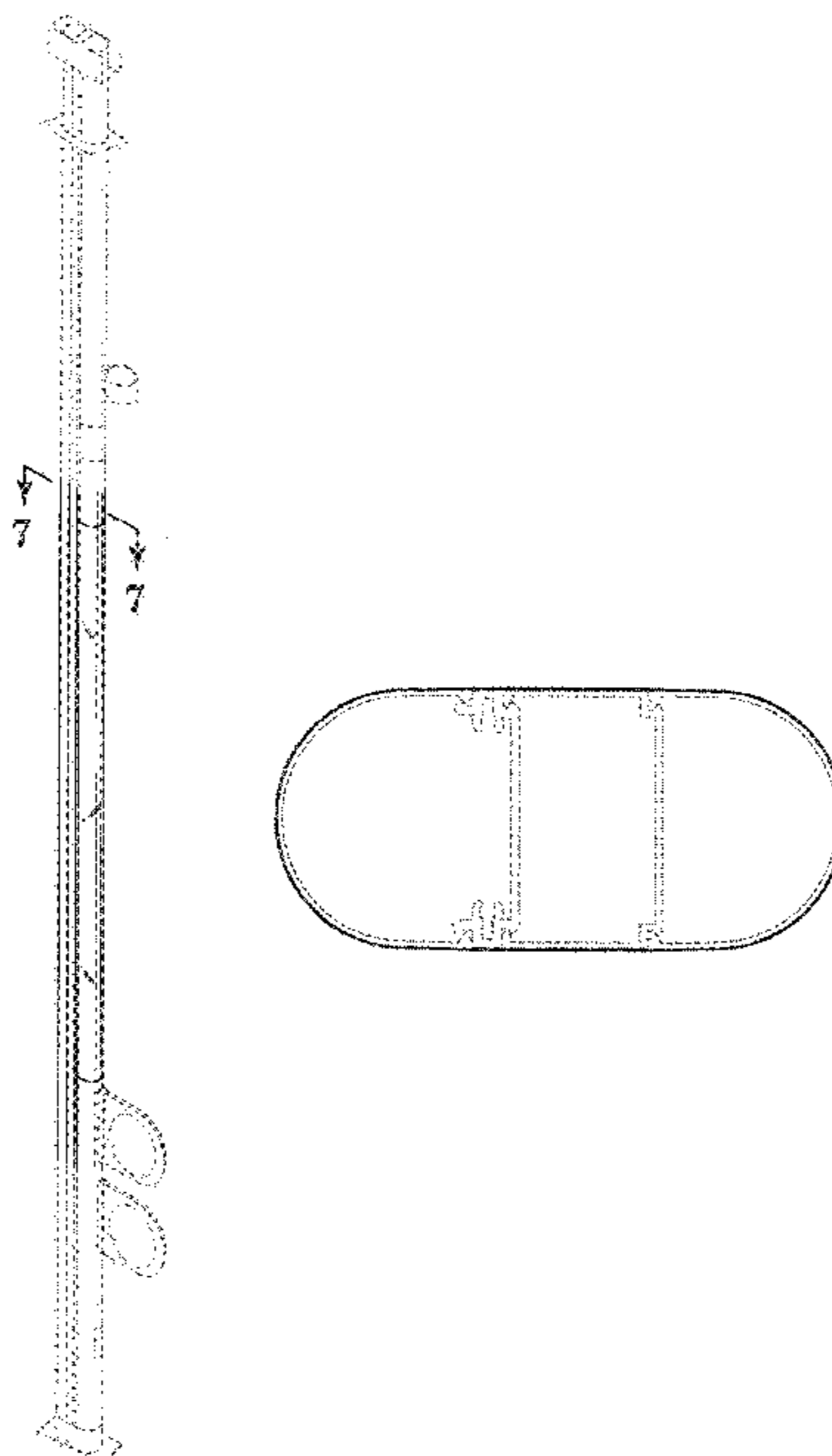
The ornamental design for a lane light, as shown and described.

**DESCRIPTION**

FIG. 1 is an isometric view of a lane light;  
FIG. 2 is a front view thereof;  
FIG. 3 is a right side view thereof;  
FIG. 4 is a left side view thereof;  
FIG. 5 is a top view thereof;  
FIG. 6 is a bottom view thereof; and,  
FIG. 7 is an enlarged, cross-sectional view along line 7-7 of FIG. 1.

The broken lines are for illustrative purposes only and form no part of the claimed design.

**1 Claim, 3 Drawing Sheets**



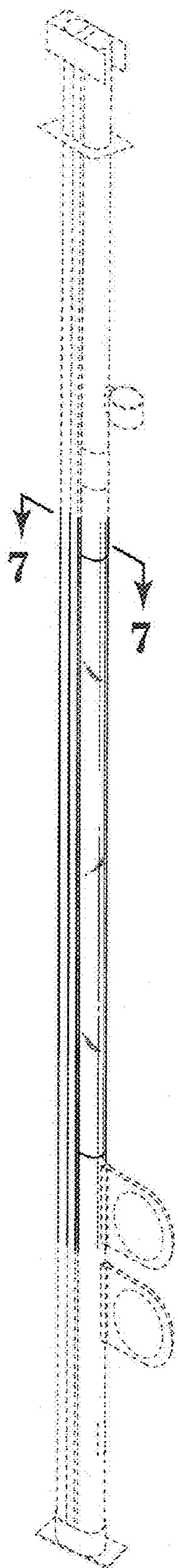


Fig. 1

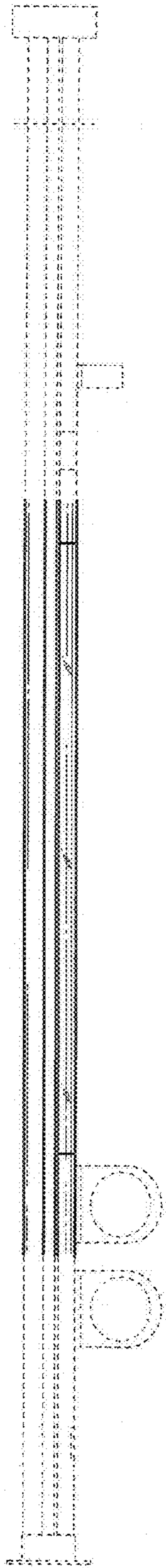


Fig. 2




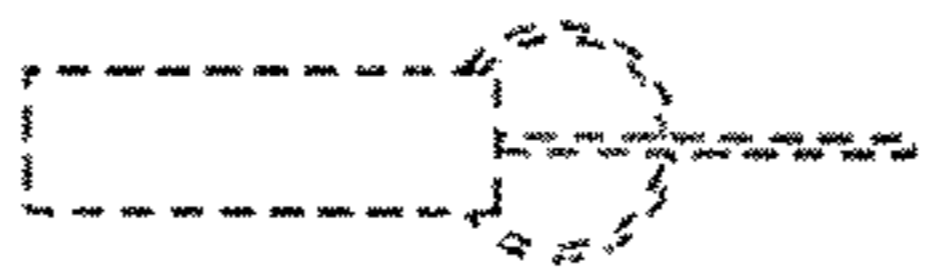
Fig. 3



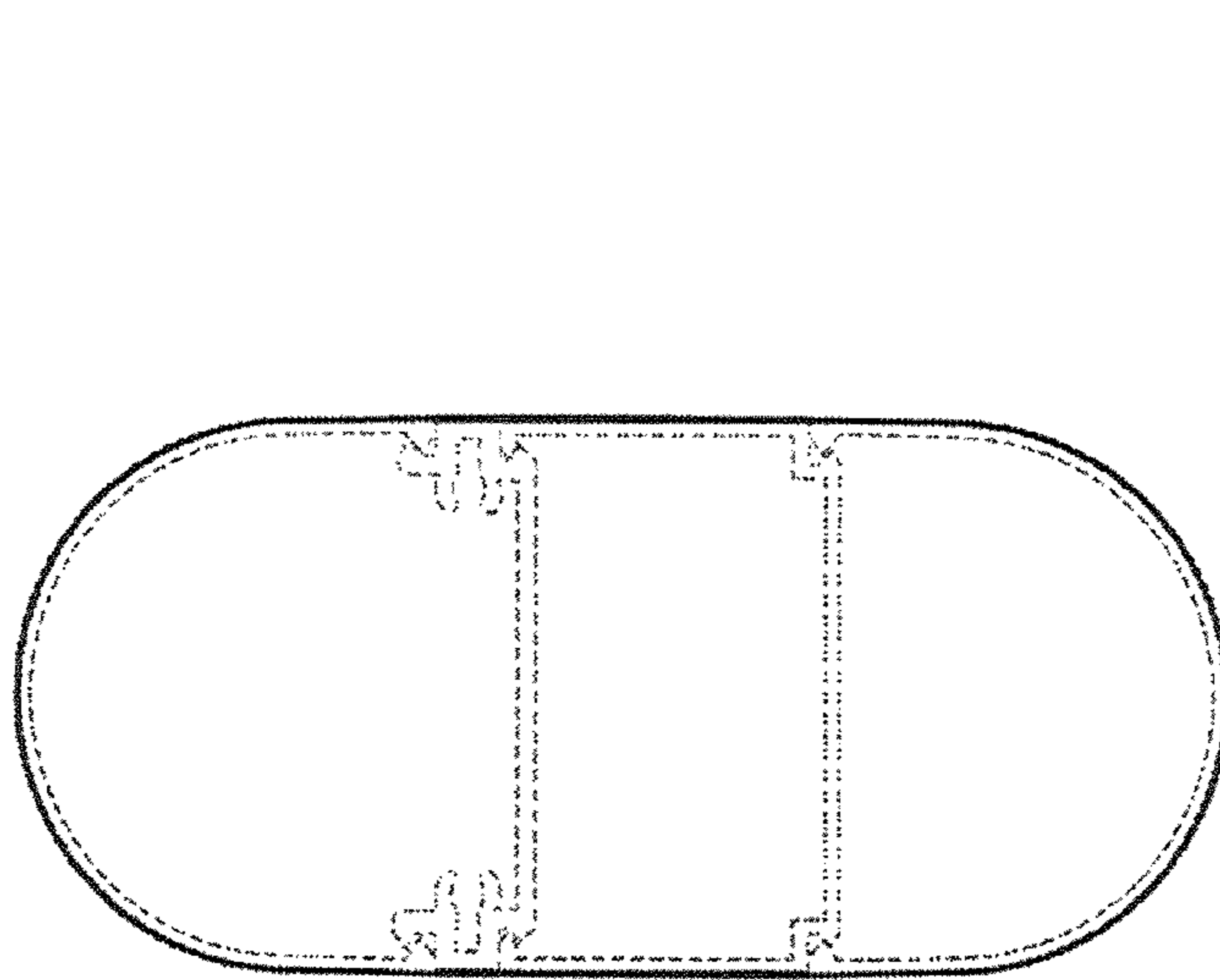
Fig. 4



**Fig. 5**



**Fig. 6**



**Fig. 7**