

US00D643738S

(12) **United States Design Patent**
Cummings et al.

(10) **Patent No.:** **US D643,738 S**

(45) **Date of Patent:** **** *Aug. 23, 2011**

(54) **BOTTLE**

(75) Inventors: **Bruce Cummings**, New York, NY (US);
Simon Dutton, New City, NY (US);
Caroline Fontana, Puteaux (FR); **Isaac Milhem**, Jersey City, NJ (US); **Guilhem Rousselet**, Saint Maur des Fosses (FR);
Nick Verebelyi, London (GB)

(73) Assignee: **Colgate-Palmolive Company**, New York, NY (US)

(**) Term: **14 Years**

(21) Appl. No.: **29/339,932**

(22) Filed: **Jul. 10, 2009**

(51) **LOC (9) Cl.** **09-01**

(52) **U.S. Cl.** **D9/563; D9/565; D9/571; D9/575**

(58) **Field of Classification Search** D9/516,
D9/530, 538, 540-543, 550-552, 556-558,
D9/563-565, 569-571, 575, 682, 685-686,
D9/693; 215/381-385

See application file for complete search history.

(56) **References Cited**

U.S. PATENT DOCUMENTS

D191,069 S	8/1961	Schacher	
D201,396 S	6/1965	Matthews	
D213,766 S *	4/1969	Weckman	D9/523
D221,619 S	8/1971	Horne	
D235,245 S	6/1975	McDonald	
D246,953 S	1/1978	Britt	
D247,700 S	4/1978	Garazi	
D249,229 S	9/1978	Schacher et al.	
D256,431 S	8/1980	Campbell et al.	
D259,181 S	5/1981	Saenz	
D264,811 S *	6/1982	Weckman	D9/543 X
D282,050 S	1/1986	Beaver et al.	
D290,934 S	7/1987	Rader	
D301,306 S *	5/1989	Beaver	D9/523
D303,100 S	8/1989	Segati	

D303,628 S *	9/1989	Beaver	D9/543 X
D316,225 S	4/1991	Edstrom et al.	
D327,640 S	7/1992	Sherman et al.	
D346,334 S	4/1994	Ahlsvik	
D347,579 S *	6/1994	Hann et al.	D9/575 X
D352,904 S	11/1994	Kearse et al.	
D354,230 S *	1/1995	Hoyt	D9/569 X
D364,569 S *	11/1995	Lorio et al.	D9/523
D375,049 S *	10/1996	Vollborth	D9/556 X
D378,573 S	3/1997	Sherman	
D382,812 S *	8/1997	Kokenge et al.	D9/543
D404,311 S	1/1999	Zimmer et al.	

(Continued)

FOREIGN PATENT DOCUMENTS

DM 050 370 1/2000

(Continued)

Primary Examiner — Carol Rademaker

(74) *Attorney, Agent, or Firm* — Judy W. Chung

(57) **CLAIM**

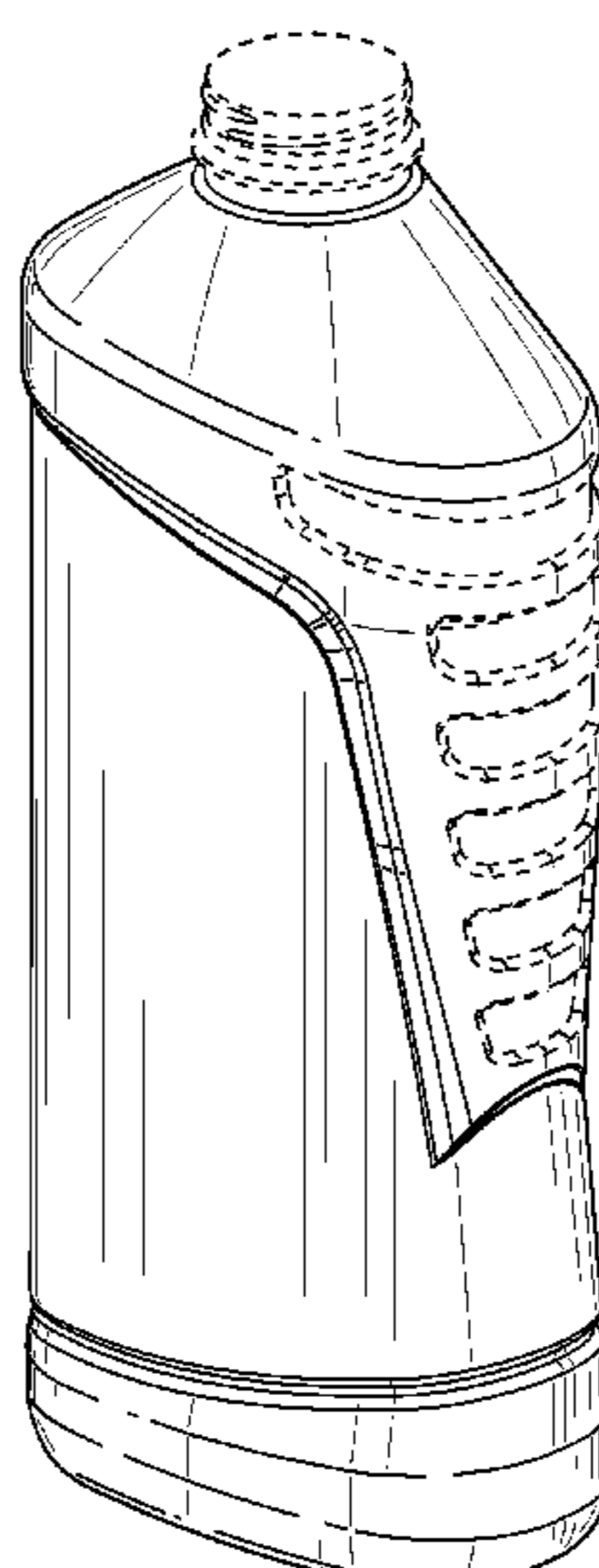
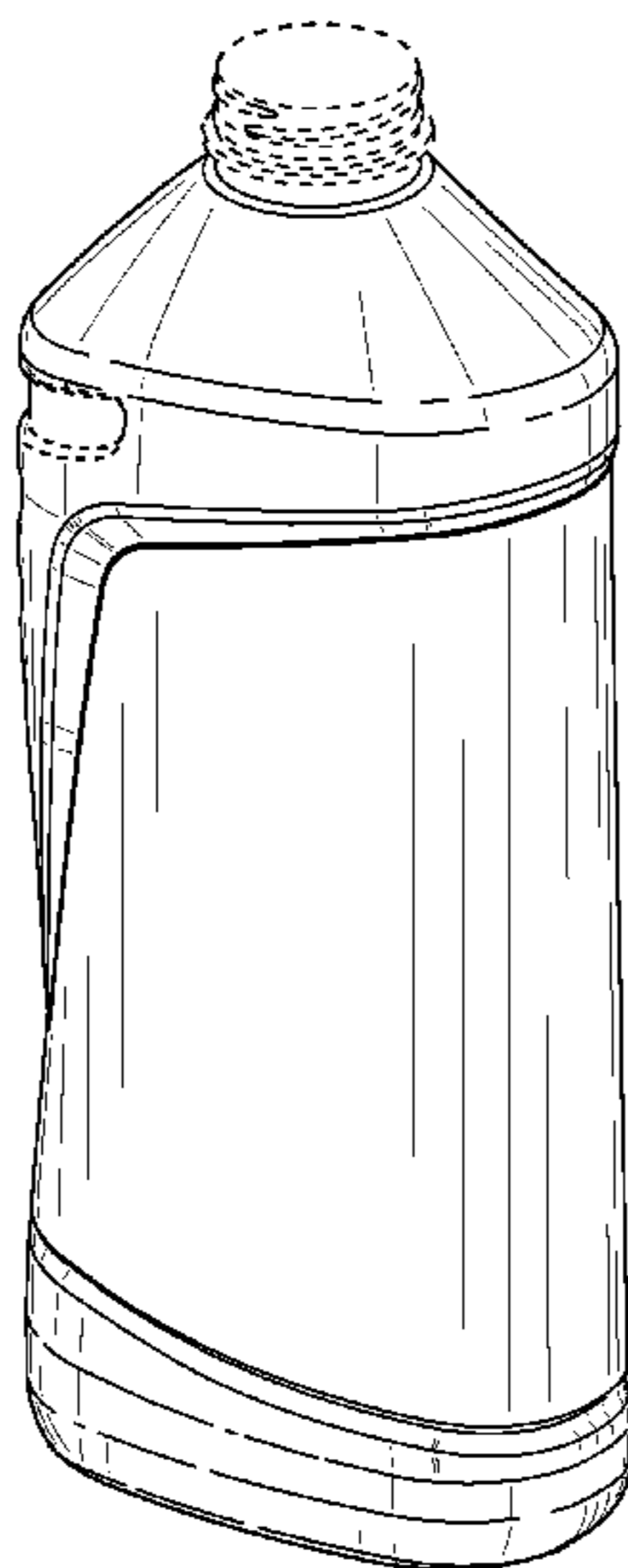
The ornamental design for a bottle, as shown and described.

DESCRIPTION

FIG. 1 is a top, front, and right side perspective view of a bottle according to the new design; FIG. 2 is a top, front, and left side perspective view thereof; FIG. 3 is a front elevational view thereof; FIG. 4 is a rear elevational view thereof; FIG. 5 is a left side elevational view thereof; FIG. 6 is a right side elevational view thereof; FIG. 7 is a top plan view thereof; and, FIG. 8 is a bottom plan view thereof.

The broken lines shown in the drawing views of the pour spout and threads, a portion of the left sidewall, and the bottom surface of the bottle are included for the purpose of showing environmental structure that forms no part of the claimed design.

1 Claim, 6 Drawing Sheets



US D643,738 S

Page 2

U.S. PATENT DOCUMENTS

D412,120 S * 7/1999 Payne et al. D9/540
5,927,533 A * 7/1999 Payne et al. 215/384
D630,516 S 1/2001 Kissinger et al.
D464,874 S 10/2002 Tune et al.
D470,418 S 2/2003 Zaksenberg et al.
D470,419 S 2/2003 Zaksenberg et al.
D485,187 S 1/2004 Stinedurf
D491,815 S 6/2004 Crawford
D496,863 S 10/2004 Aldrey et al.
D512,875 S * 12/2005 Maldonado D7/510
D524,657 S 7/2006 Harris et al.
D533,785 S 12/2006 Corbett et al.
D536,255 S * 2/2007 Corbett et al. D9/538
D553,503 S 10/2007 Toh
D555,004 S 11/2007 Nukuto et al.
D558,053 S 12/2007 Lake et al.
D567,096 S 4/2008 Toh
D581,283 S * 11/2008 Lobo D9/542
D587,583 S 3/2009 Crawford
D594,340 S 6/2009 Eilken et al.
D595,579 S 7/2009 Feen

D599,206 S 9/2009 Eilken et al.
D599,212 S 9/2009 DeSico et al.
D599,213 S 9/2009 DeSico et al.
D600,130 S 9/2009 Feen
D600,561 S 9/2009 Feen
D605,048 S 12/2009 Smith, III
D619,461 S * 7/2010 Cummings et al. D9/516
D619,462 S * 7/2010 Cummings et al. D9/516
D621,265 S * 8/2010 Cummings et al. D9/516
D624,423 S 9/2010 Kissinger et al.
D635,859 S 4/2011 Kissinger et al.

FOREIGN PATENT DOCUMENTS

EM 000101274-0002 3/2004
EM 000219720-0002 11/2004
EM 000534755-0001 7/2006
EM 000534755-0002 7/2006
EM 000743588-0001 9/2007
EM 000743588-0002 9/2007
FR 247859 4/1988

* cited by examiner

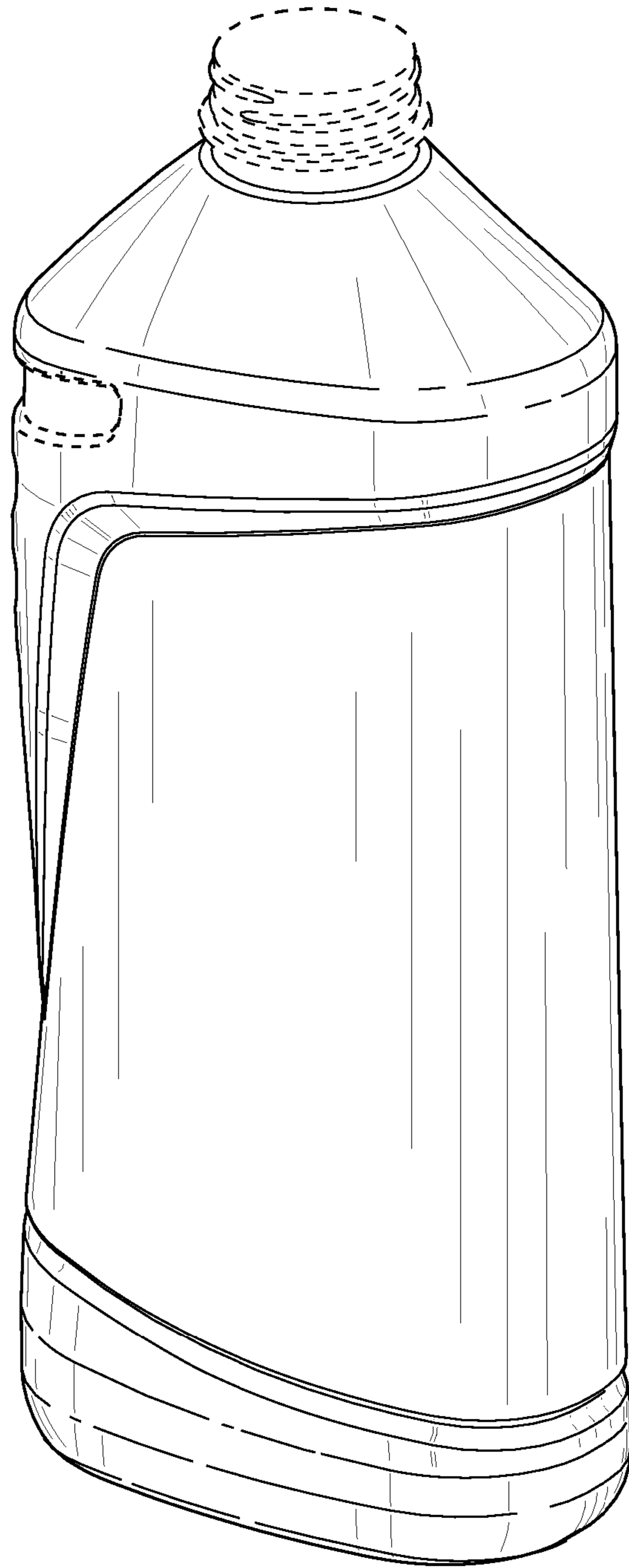


FIG. 1

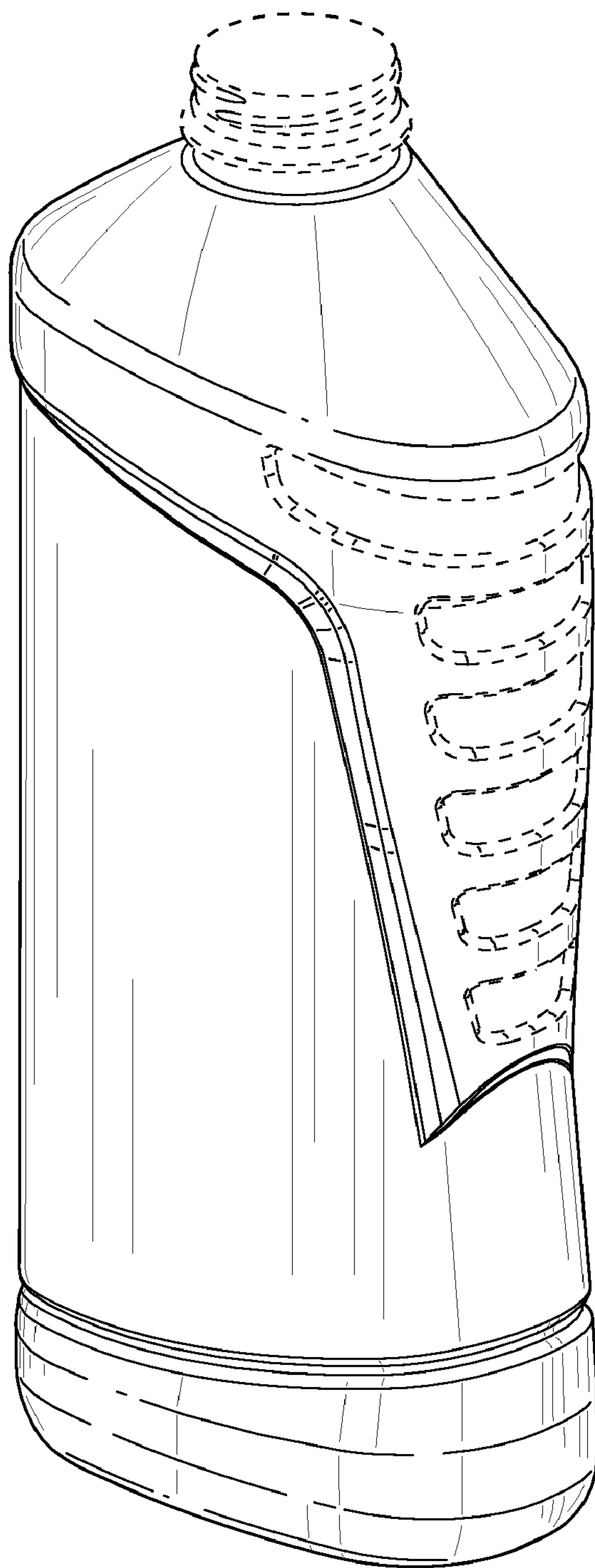


FIG. 2

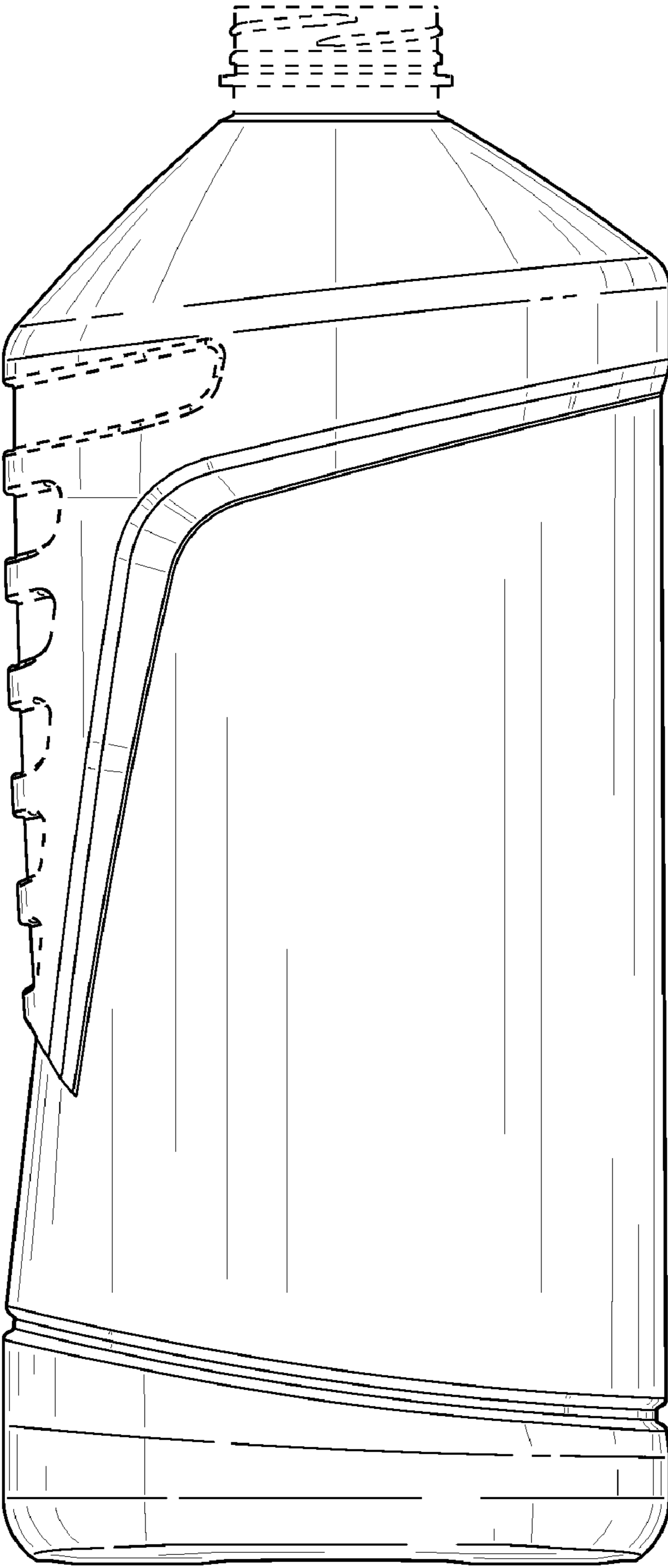


FIG. 3

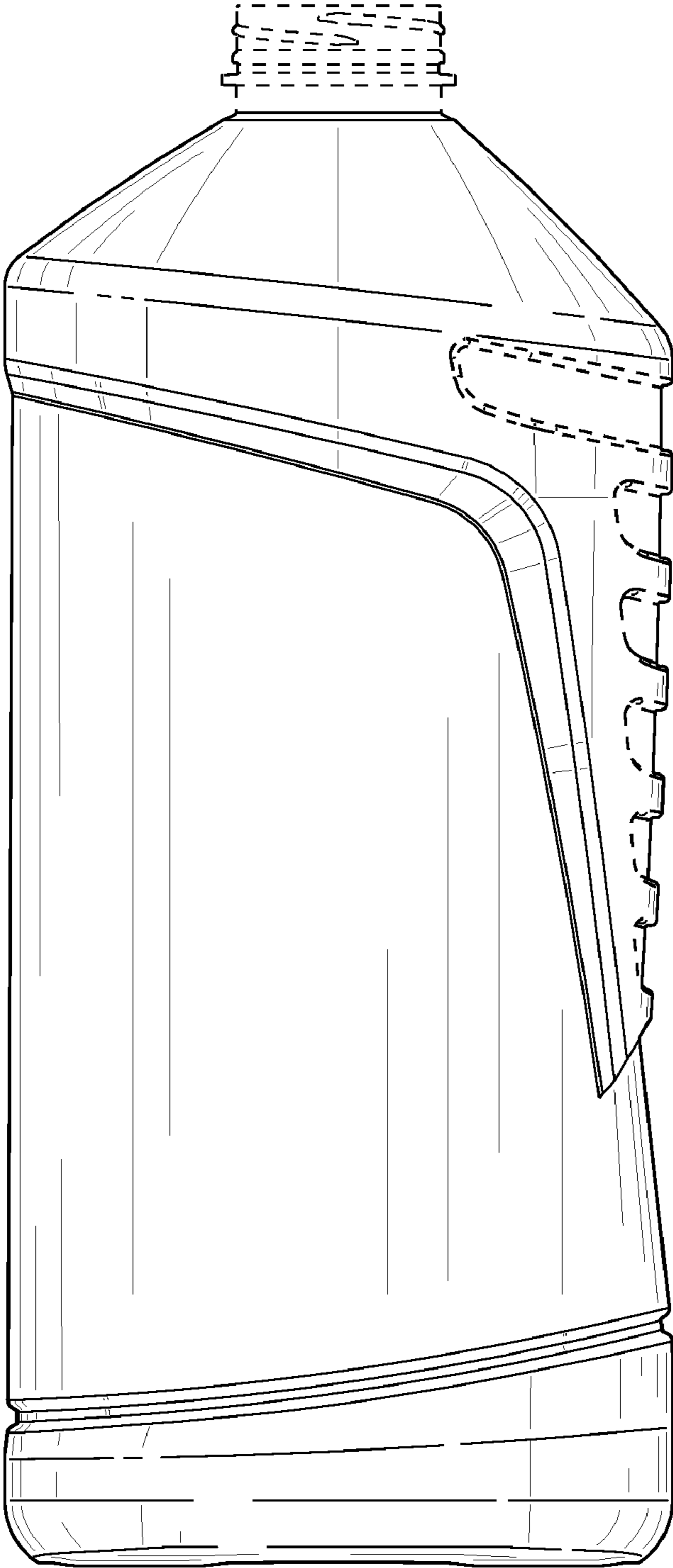


FIG. 4

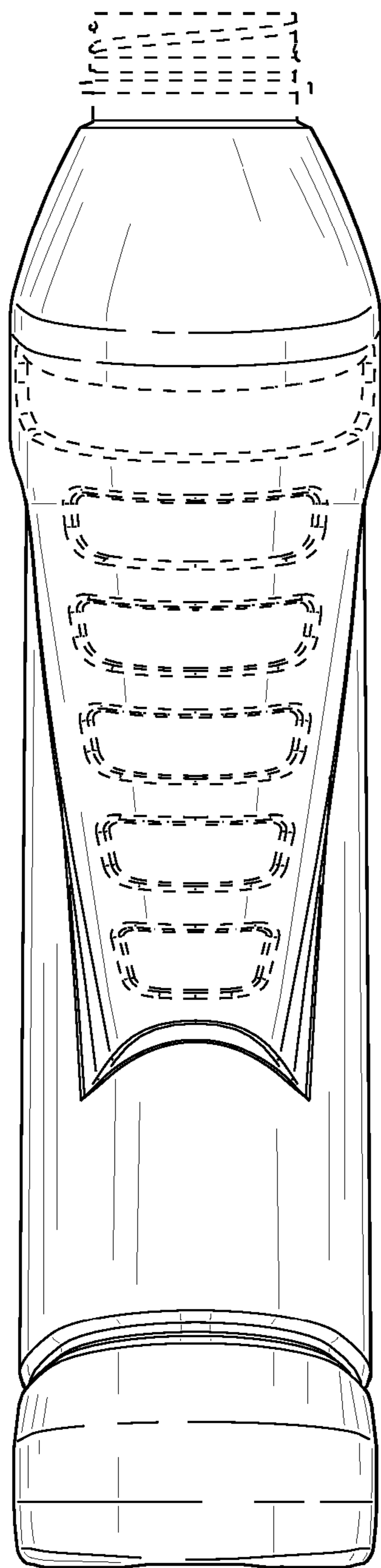


FIG. 5

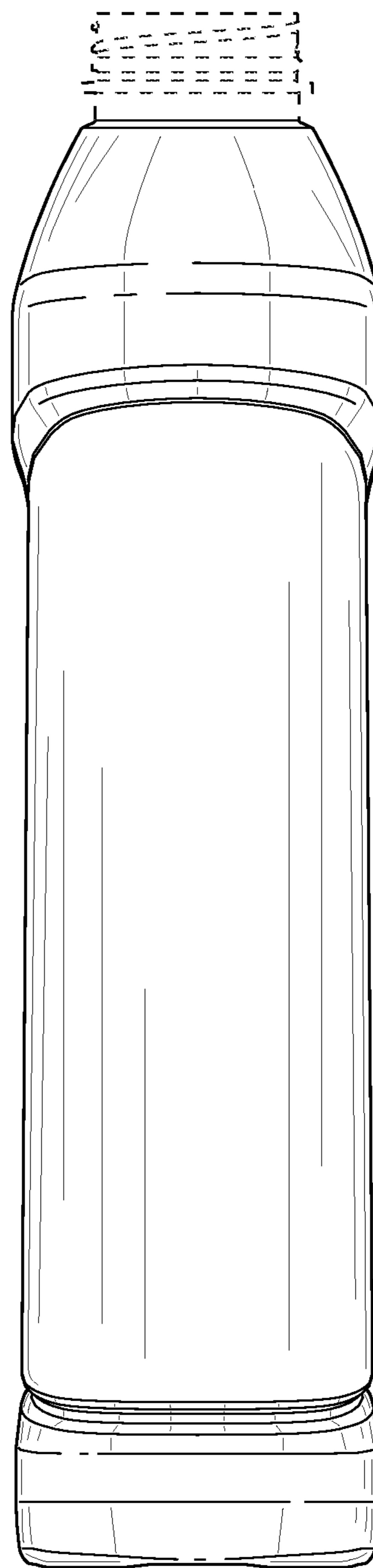


FIG. 6

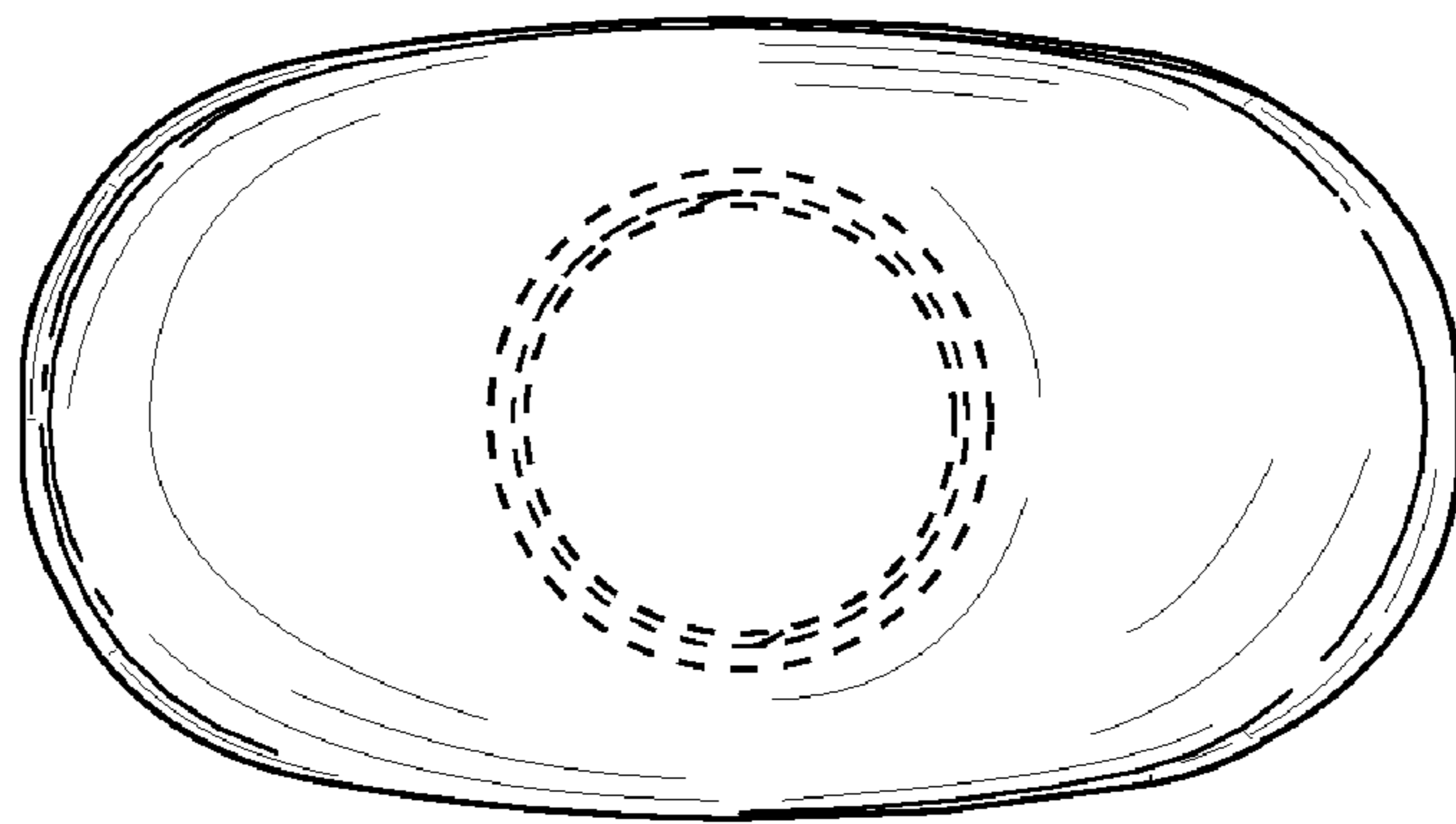


FIG. 7

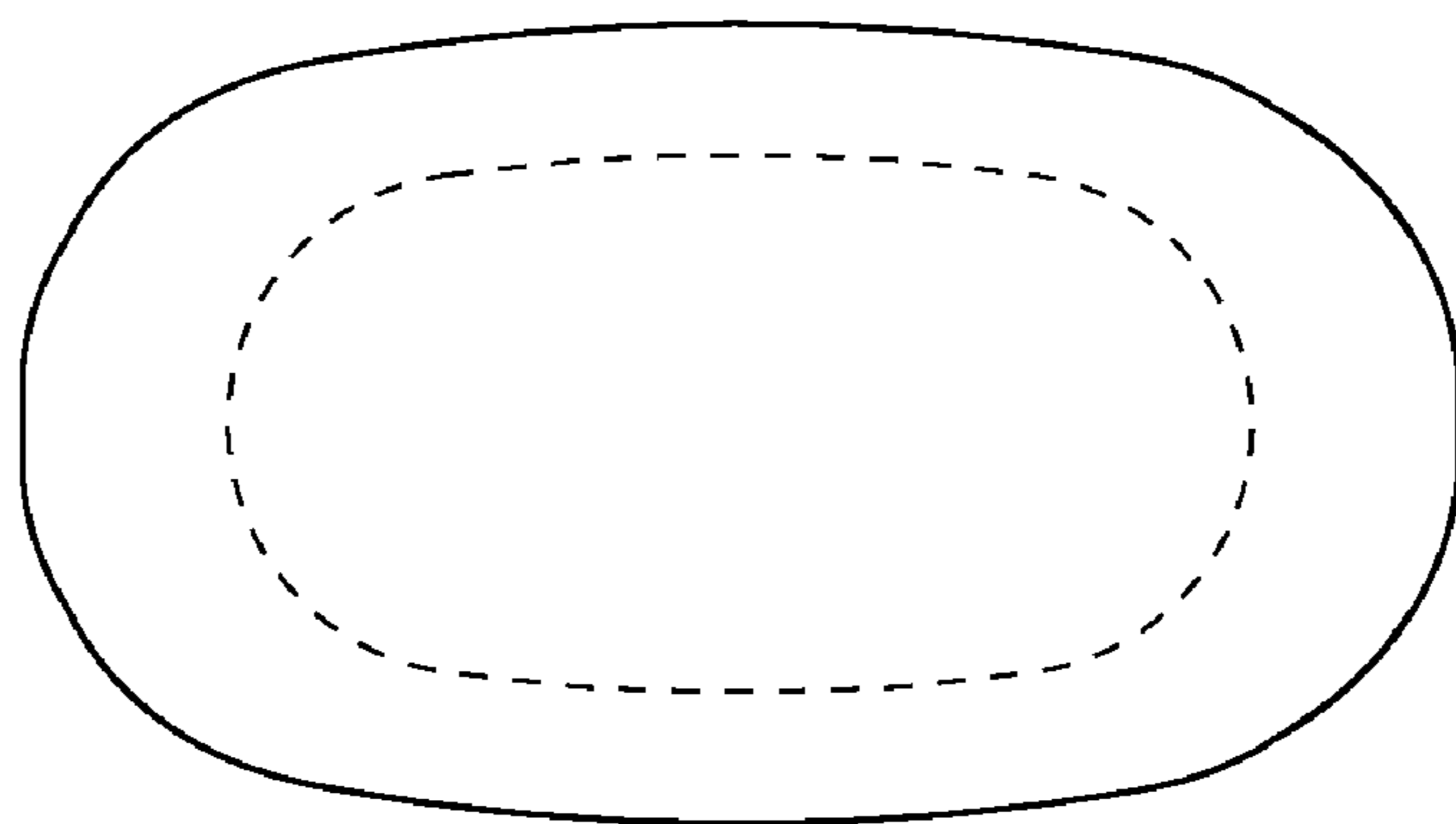


FIG. 8