



US00D643727S

(12) **United States Design Patent**  
**Mettler et al.**

(10) **Patent No.:** **US D643,727 S**

(45) **Date of Patent:** **\*\* Aug. 23, 2011**

(54) **CONTAINER**

(75) Inventors: **Mark F. Mettler**, Spring Lake, MI (US);  
**Michael D. Kelly**, Lowell, MI (US);  
**Curtis F. Altmann**, Brooklyn, NY (US)

(73) Assignee: **Access Business Group International LLC**, Ada, MI (US)

(\*\*) Term: **14 Years**

(21) Appl. No.: **29/378,681**

(22) Filed: **Nov. 8, 2010**

(51) **LOC (9) Cl.** ..... **09-01**

(52) **U.S. Cl.** ..... **D9/529**

(58) **Field of Classification Search** ..... D9/434,  
D9/435, 444, 454, 516, 529, 530, 537, 539,  
D9/545, 549, 551, 571, 574, 682, 686, 688-691;  
215/381-385, 355, 396-398; 220/660, 662,  
220/669

See application file for complete search history.

(56) **References Cited**

**U.S. PATENT DOCUMENTS**

D277,364 S \* 1/1985 Nightingale, III ..... D9/529  
D368,431 S \* 4/1996 Desgrippes et al. .... D9/558  
D469,684 S \* 2/2003 Lerolle ..... D9/682  
D498,423 S \* 11/2004 Kostow ..... D9/558

D513,186 S \* 12/2005 Dehaene ..... D9/529  
D554,519 S \* 11/2007 Varlet ..... D9/558  
D583,253 S \* 12/2008 Yamamoto ..... D9/687  
D589,362 S \* 3/2009 Takounseun et al. .... D9/691  
D629,252 S \* 12/2010 Alviar et al. .... D7/510

\* cited by examiner

*Primary Examiner* — Stella M. Reid

*Assistant Examiner* — Keli L Hill

(74) *Attorney, Agent, or Firm* — Warner Norcross & Judd LLP

(57) **CLAIM**

The ornamental design for a container, as shown and described.

**DESCRIPTION**

FIG. 1 is a perspective view of a container embodying the new design;

FIG. 2 is a front view of the container, the rear view, right side view and left side view being identical thereto;

FIG. 3 is a view of the container taken at an offset of 45° from front view;

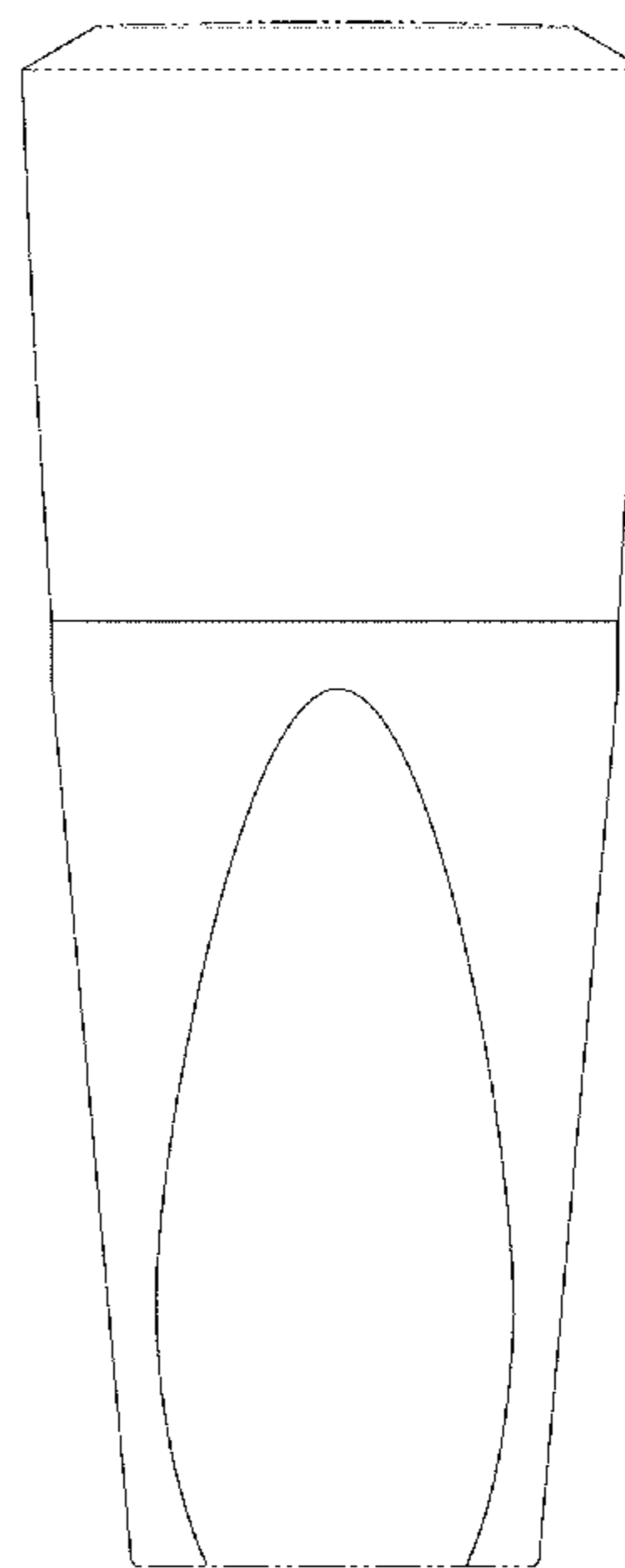
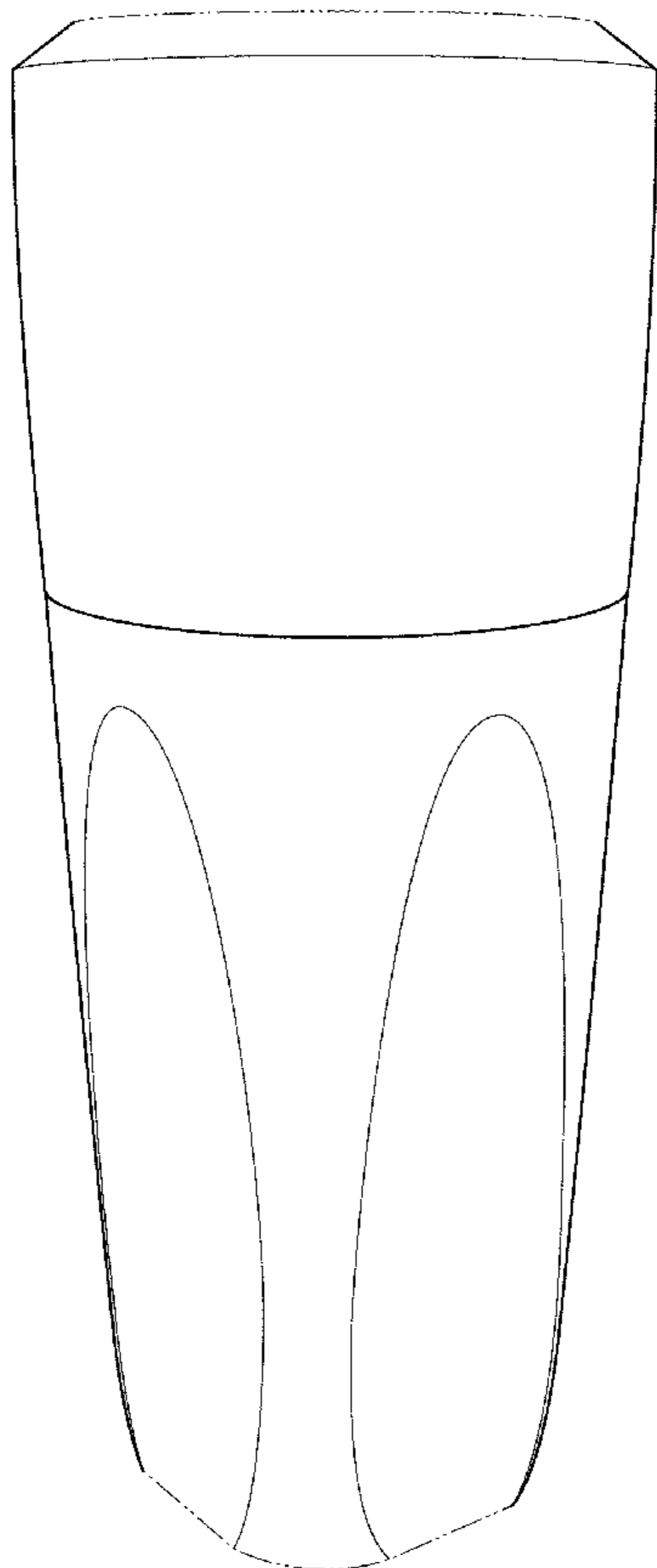
FIG. 4 is a bottom plan view thereof; and,

FIG. 5 is a top plan view thereof.

FIGS. 1-5 show portions of the container in phantom lines.

The phantom line portions are shown for environmental purposes only and form no part of the claimed design.

**1 Claim, 2 Drawing Sheets**



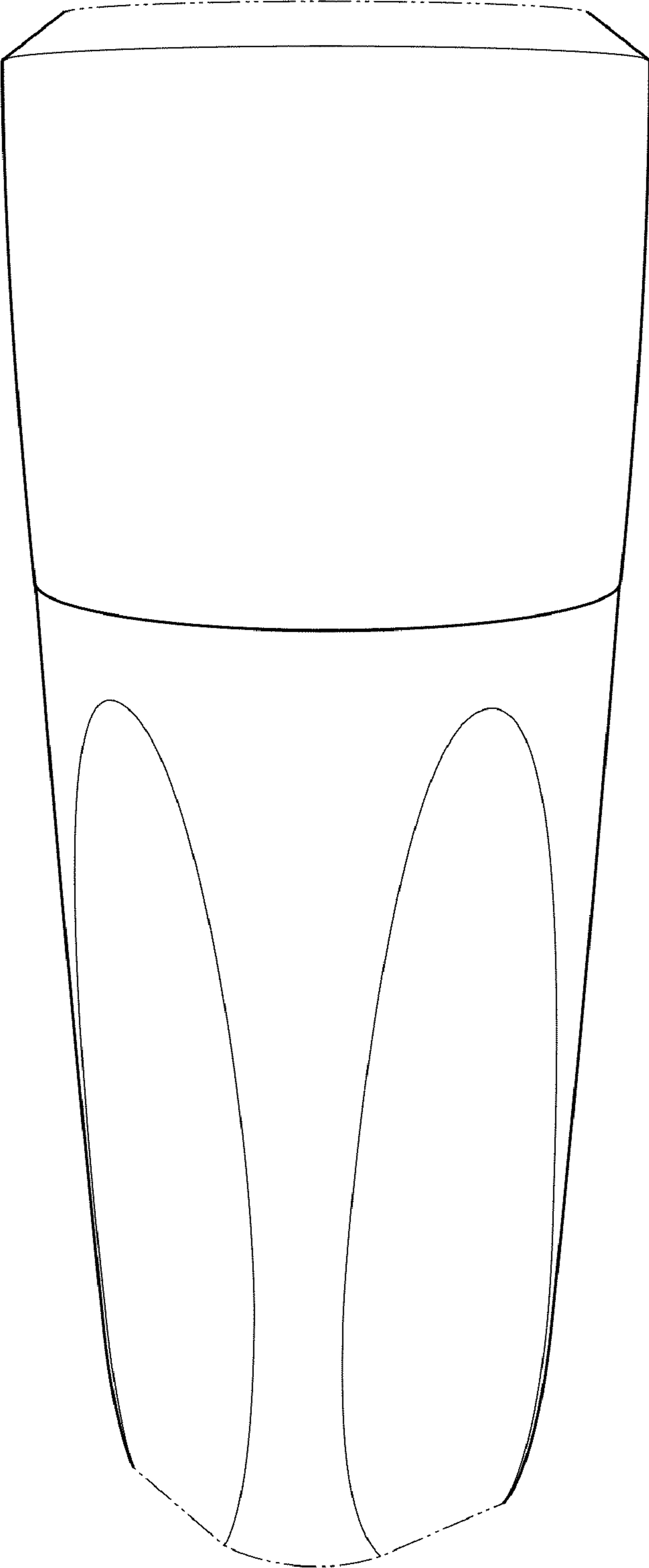


Fig. 1

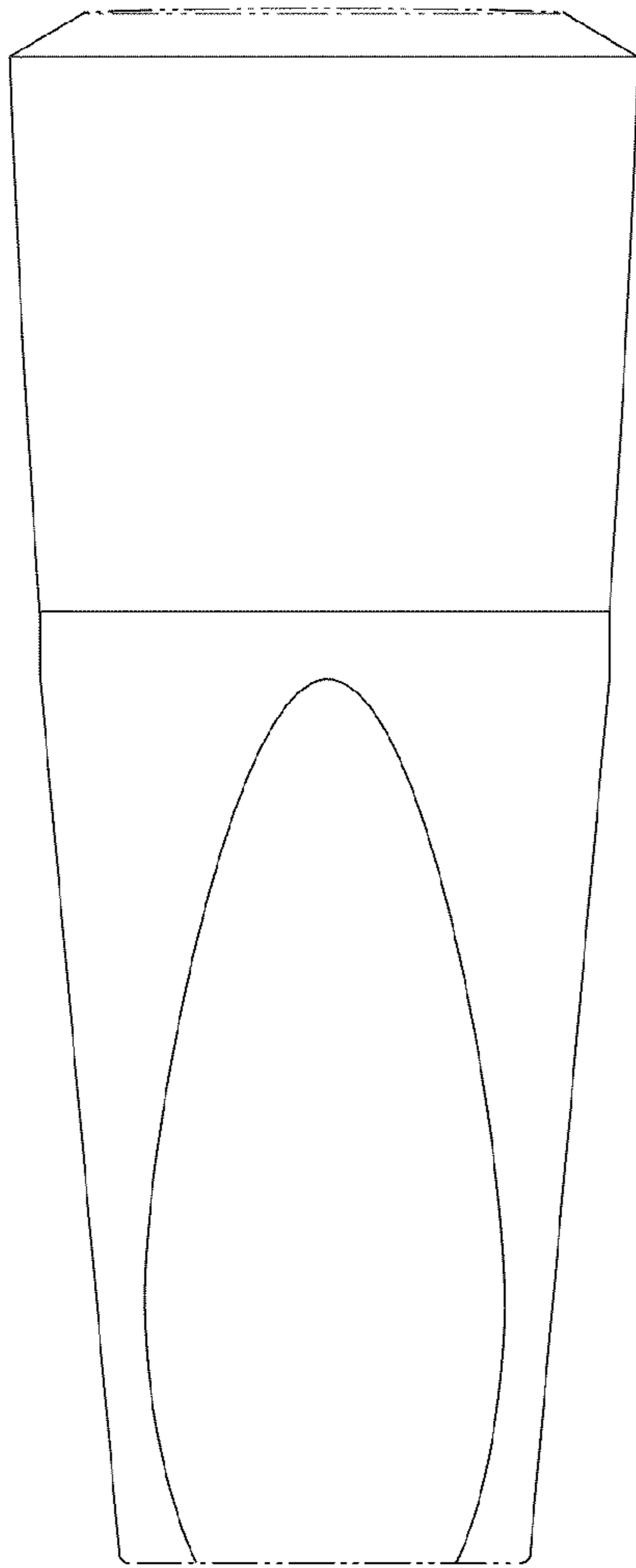


Fig. 2

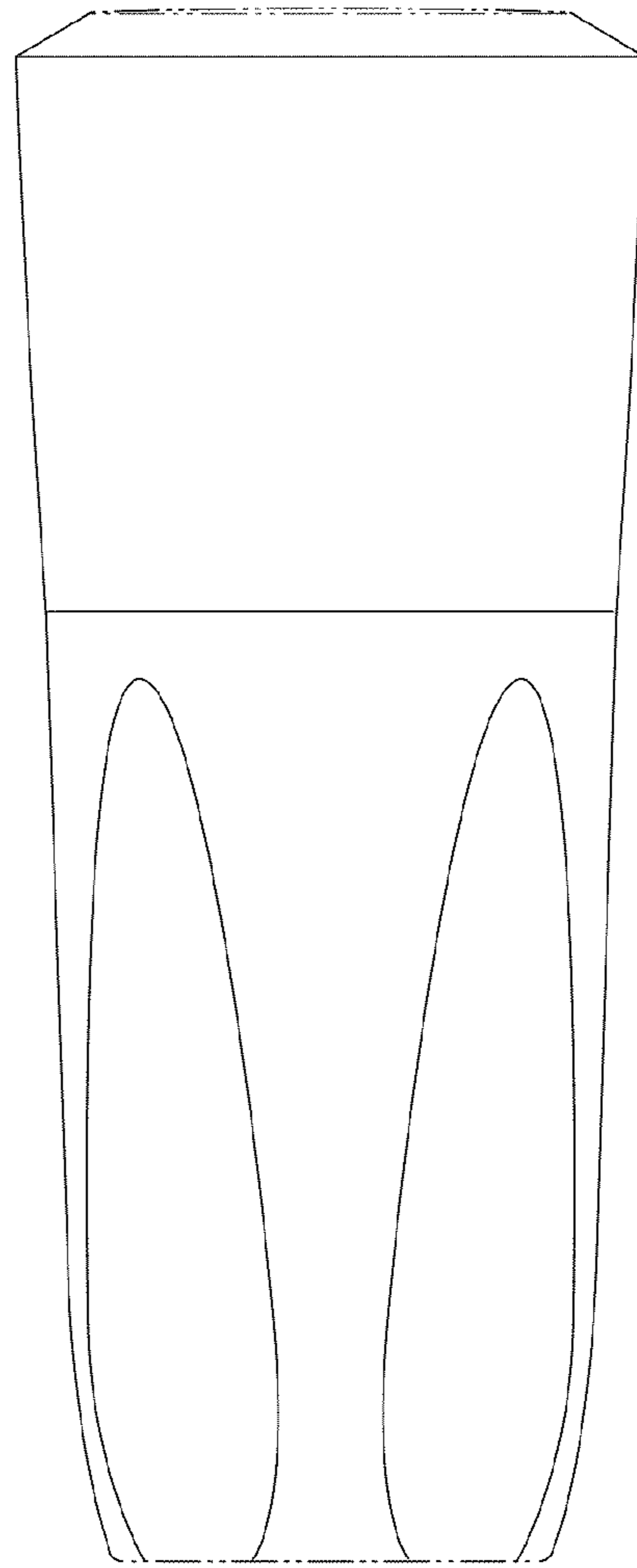


Fig. 3




Fig. 4

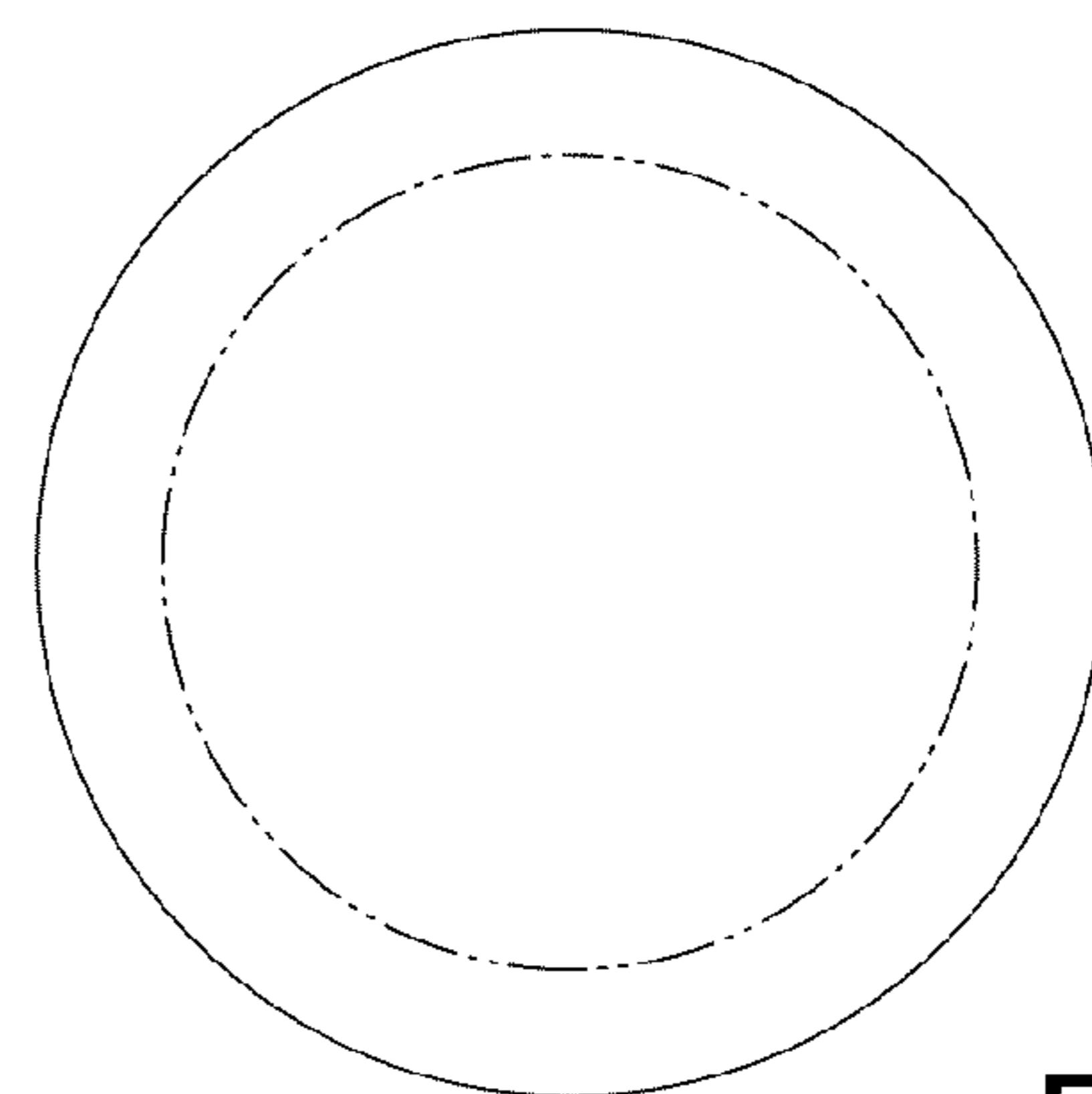


Fig. 5