



US00D643726S

(12) **United States Design Patent**
Sander

(10) **Patent No.:** **US D643,726 S**

(45) **Date of Patent:** **** Aug. 23, 2011**

- (54) **TUBE**
- (75) Inventor: **Marco Sander**, Heilbronn (DE)
- (73) Assignee: **Sander Rechtsanwälte Steuerberater**, Heilbronn (DE)
- (**) Term: **14 Years**
- (21) Appl. No.: **29/363,818**
- (22) Filed: **Jun. 15, 2010**
- (30) **Foreign Application Priority Data**

D196,817	S	*	11/1963	Marchant	D9/559
3,187,964	A	*	6/1965	Foster	222/480
D202,003	S	*	8/1965	Douglas	D9/772
D212,589	S	*	11/1968	Roberts	D9/503
3,428,238	A	*	2/1969	Rapp et al.	229/5.6
3,487,439	A	*	12/1969	Winston	206/524.1
D217,807	S	*	6/1970	Douglas	D9/773
D278,121	S	*	3/1985	Sussman	D9/504
D322,027	S	*	12/1991	Knudsen et al.	D9/516
5,192,005	A	*	3/1993	Zimmerman	222/148
D440,156	S	*	4/2001	Lonczak et al.	D7/597
D538,162	S	*	3/2007	Smith	D9/449
D540,171	S	*	4/2007	Ko	D9/503
D576,495	S	*	9/2008	Slubski	D9/537
D610,911	S	*	3/2010	Kim et al.	D9/540
D611,355	S	*	3/2010	Kim et al.	D9/540
2009/0134111	A1	*	5/2009	Schroeder	215/10

* cited by examiner

- May 14, 2010 (EM) 001708082
 - (51) **LOC (9) Cl.** **09-01**
 - (52) **U.S. Cl.** **D9/522; D9/438; D9/575**
 - (58) **Field of Classification Search** D9/516,
D9/523, 529, 530, 543, 434, 572, 575, 435,
D9/438, 905, 522; 215/200, 224, 316, 318,
215/379, 381-385; 220/200, 600, 608, 609,
220/660, 669, 675
- See application file for complete search history.

Primary Examiner — Stella Reid
Assistant Examiner — Elizabeth J Oswecki
 (74) *Attorney, Agent, or Firm* — Panitch Schwarze Belisario & Nadel LLP

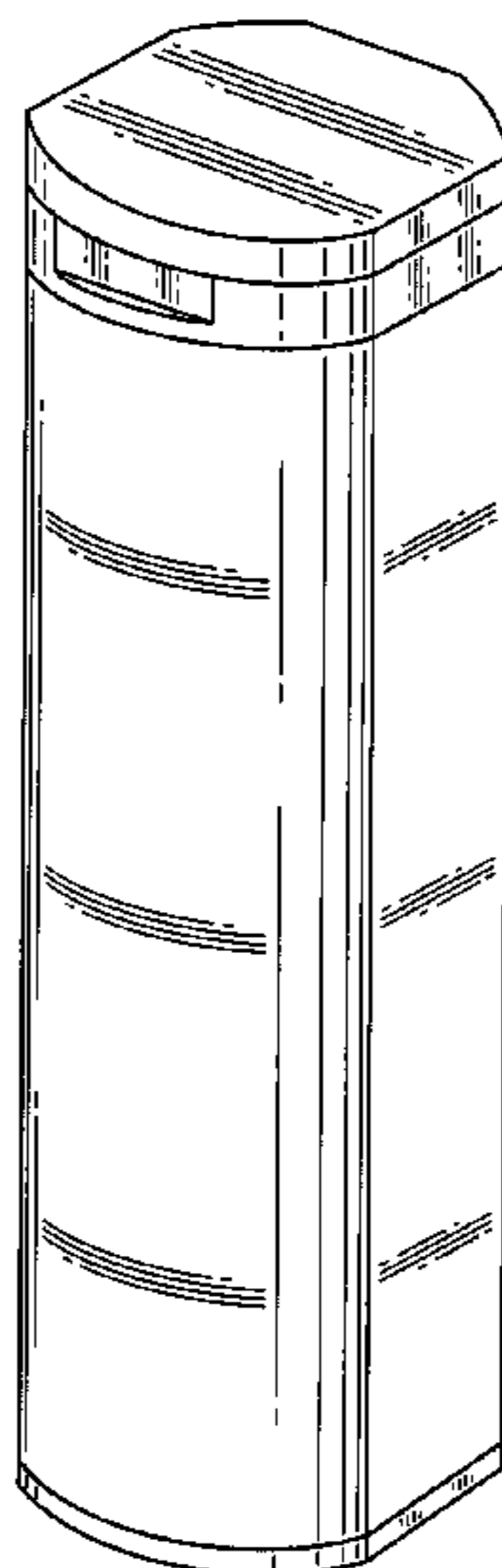
(57) **CLAIM**
 The ornamental design for a tube, as shown and described.

DESCRIPTION

FIG. 1 is a front, perspective view of a tube showing my new design, wherein the tube is shown in an open configuration. FIG. 2 is a front perspective view thereof, wherein the tube is in a closed configuration; FIG. 3 is a left side elevation view thereof, FIG. 4 is a front elevation view thereof; FIG. 5 is a right side elevation view thereof, FIG. 6 is a rear elevation view thereof. FIG. 7 is a top plan view thereof; FIG. 8 is a bottom plan view thereof; and, FIG. 9 is a top perspective view thereof, wherein the tube is in a full open configuration. In the drawings, the broken lines in FIGS. 1 and 9 depict portions of the design that form no part of the claim.

1 Claim, 6 Drawing Sheets

- (56) **References Cited**
- U.S. PATENT DOCUMENTS
- | | | | | | | |
|-----------|---|---|---------|----------|-------|---------|
| D51,446 | S | * | 10/1917 | Vivaudou | | D9/782 |
| 1,295,997 | A | * | 3/1919 | Mennen | | 222/565 |
| D53,888 | S | * | 10/1919 | Connor | | D9/783 |
| D54,514 | S | * | 2/1920 | Wegenaar | | D9/783 |
| D54,604 | S | * | 3/1920 | Corey | | D9/782 |
| D54,626 | S | * | 3/1920 | Humphrey | | D9/770 |
| D56,274 | S | * | 9/1920 | Connor | | D9/766 |
| D58,048 | S | * | 5/1921 | Svendsen | | D9/770 |
| D58,265 | S | * | 6/1921 | Wegenaar | | D9/763 |
| D58,270 | S | * | 6/1921 | Wegenaar | | D9/766 |
| D58,271 | S | * | 6/1921 | Wegenaar | | D9/766 |
| D58,563 | S | * | 8/1921 | Goldberg | | D9/768 |
| D59,311 | S | * | 10/1921 | Wegenaar | | D9/763 |
| D60,206 | S | * | 1/1922 | Abbot | | D9/781 |
| D191,474 | S | * | 10/1961 | Sterges | | D9/774 |
| D196,335 | S | * | 9/1963 | Mann | | D9/774 |



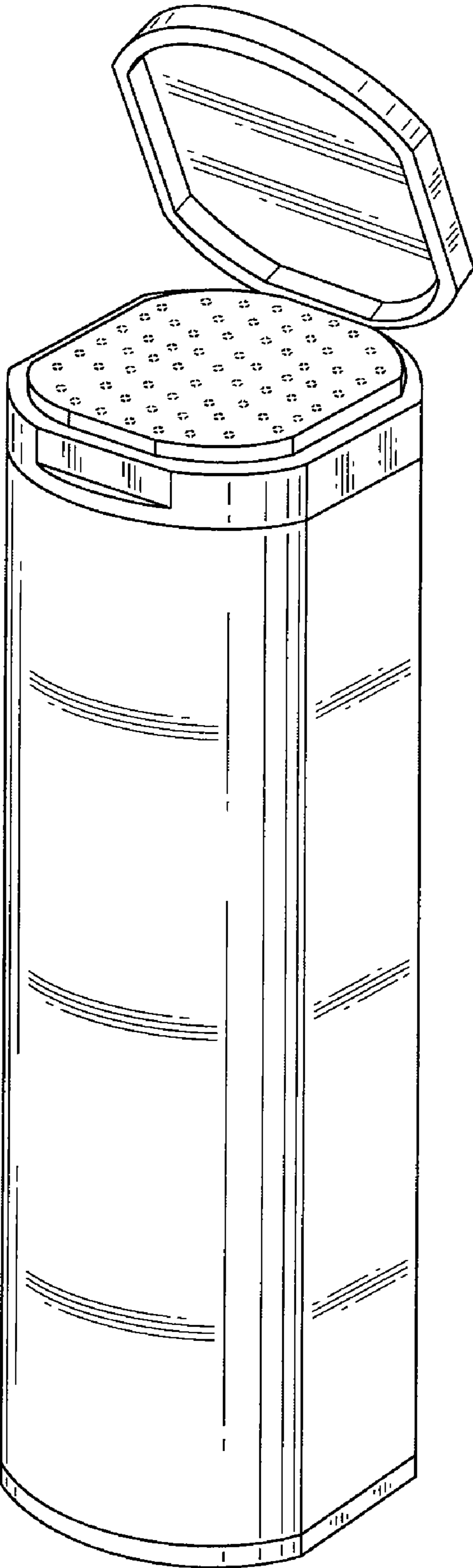


FIG. 1

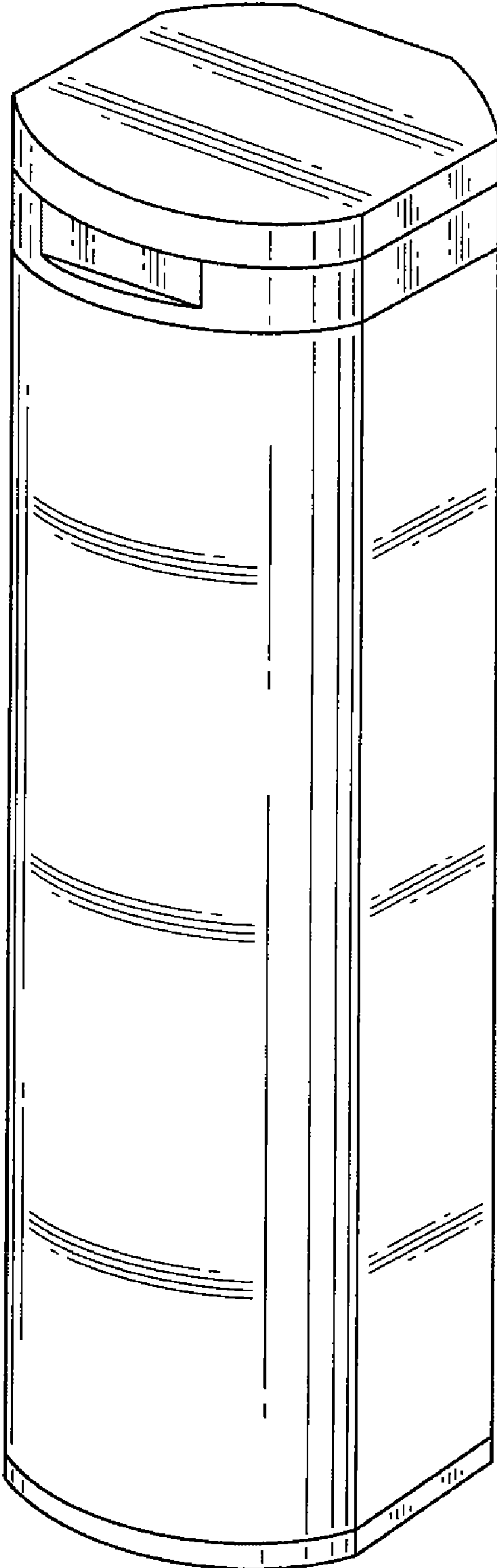


FIG. 2




FIG. 3




FIG. 4




FIG. 5




FIG. 6

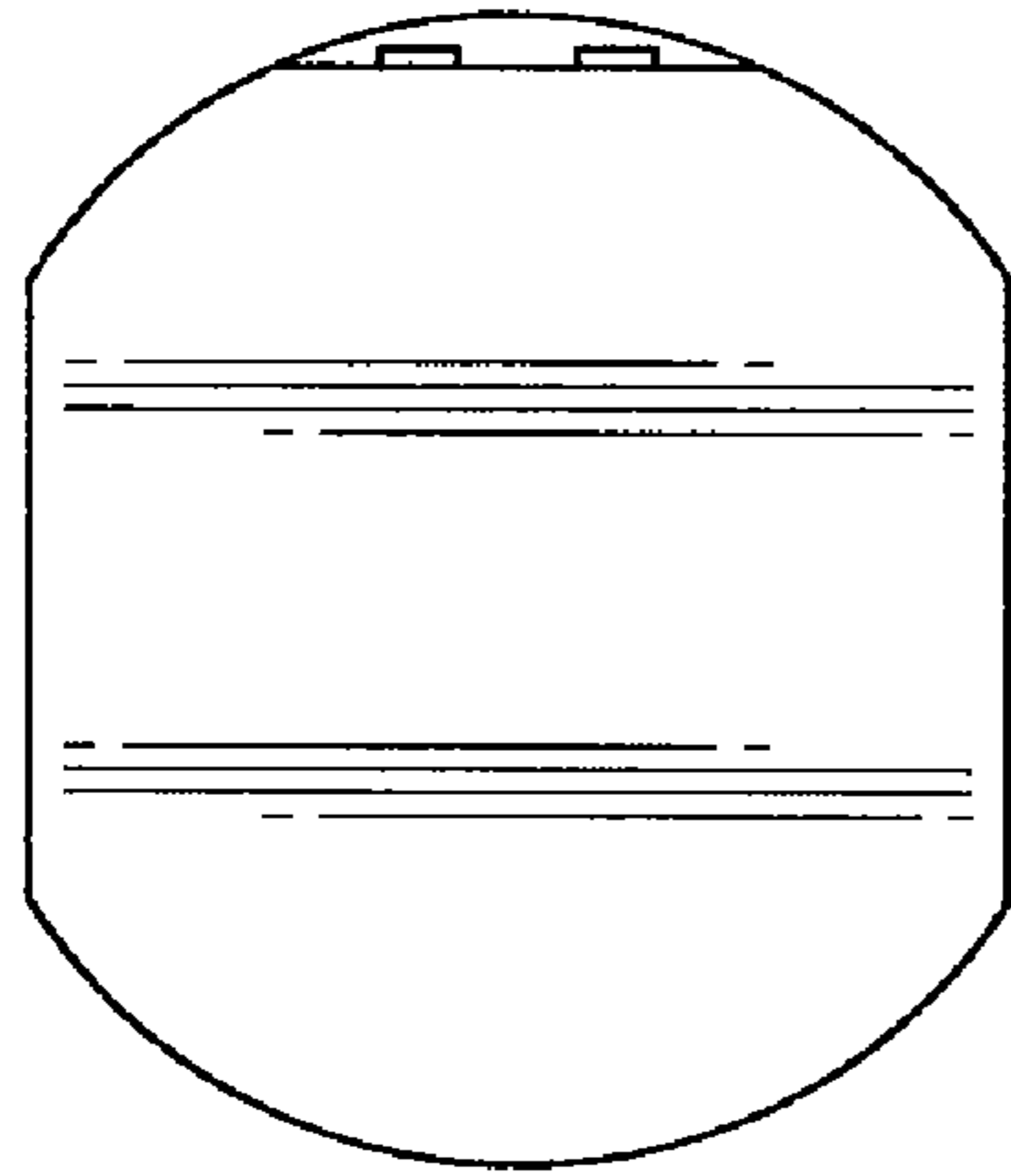


FIG. 7

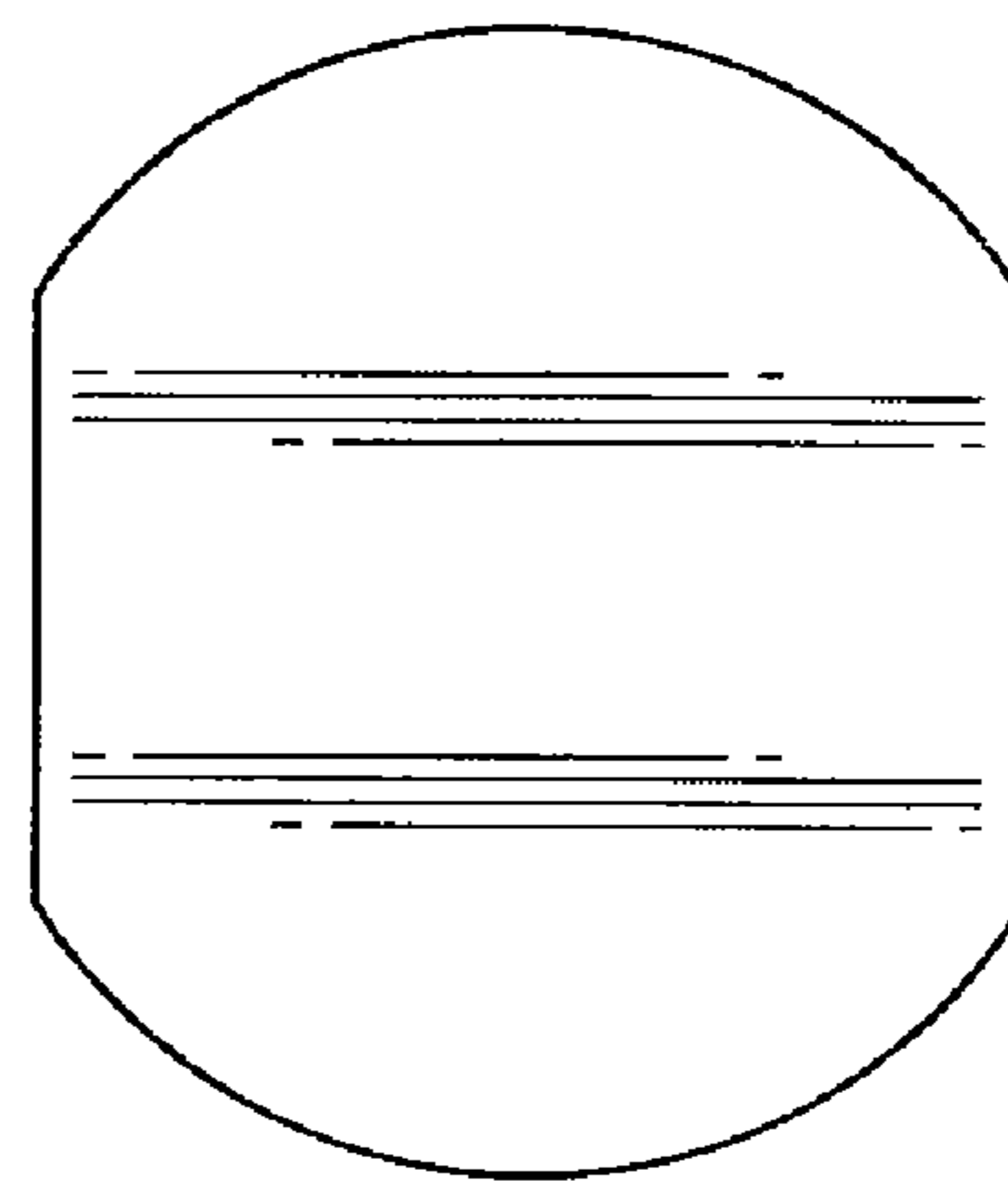


FIG. 8

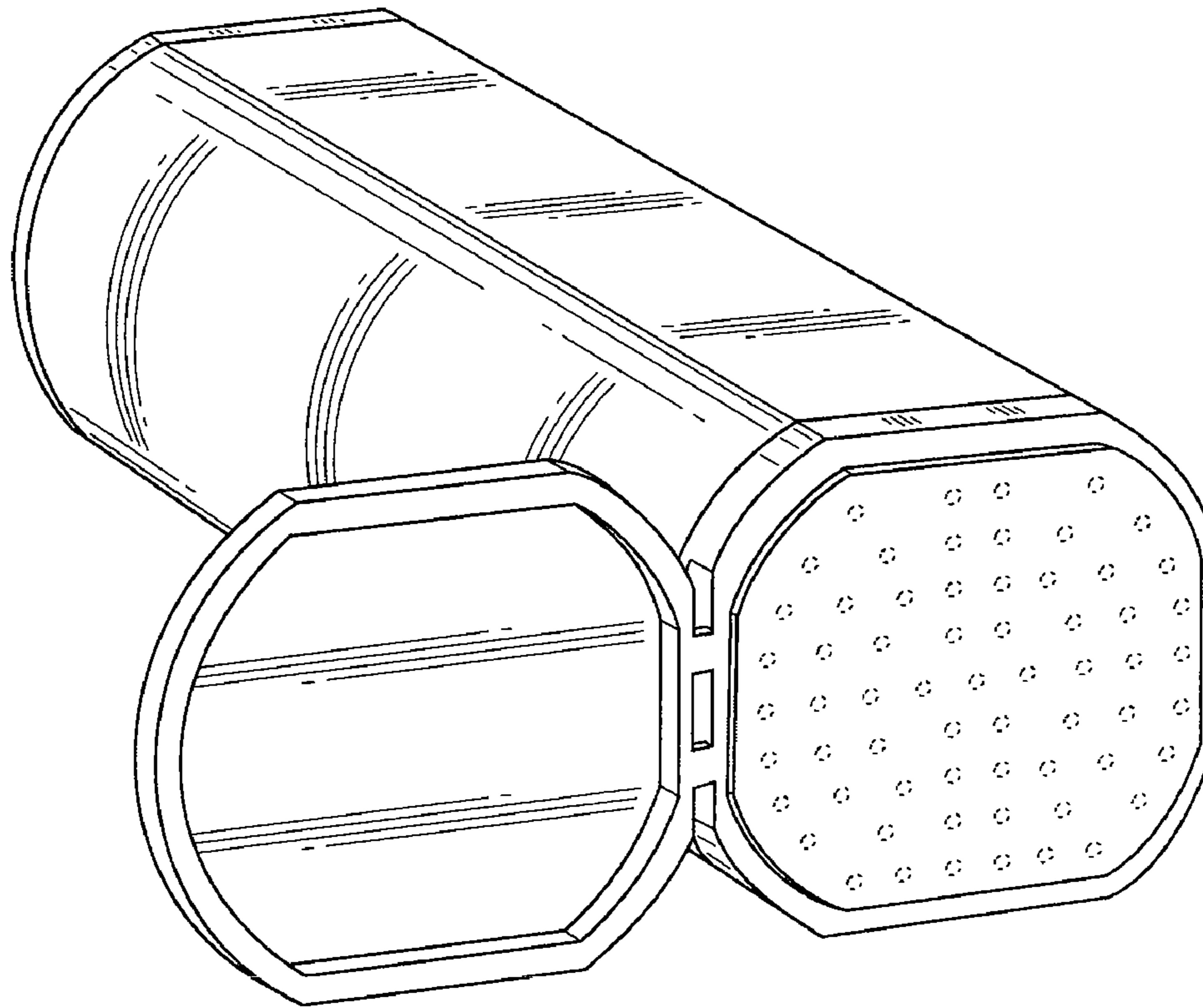


FIG. 9