



US00D643724S

(12) **United States Design Patent**
Donnelly et al.

(10) **Patent No.:** **US D643,724 S**
(45) **Date of Patent:** **** Aug. 23, 2011**

(54) **PERFUME CONTAINER**

(76) Inventors: **Christopher J. Donnelly**, Fort
Lauderdale, FL (US); **Joachim Martin**
Mensing, Miami Beach, FL (US)

(**) Term: **14 Years**

(21) Appl. No.: **29/361,978**

(22) Filed: **May 18, 2010**

(51) **LOC (9) Cl.** **09-01**

(52) **U.S. Cl.** **D9/521; D9/435**

(58) **Field of Classification Search** D9/434,
D9/435, 444, 445, 447, 454, 500, 501, 516,
D9/517, 519, 521, 529, 544, 545, 549, 574,
D9/575, 682, 690; 215/381-385; 220/660,
220/662, 669; D26/1-3

See application file for complete search history.

(56) **References Cited**

U.S. PATENT DOCUMENTS

2,194,379	A	3/1940	Bicks	
D141,655	S	6/1945	Rubel	
3,220,913	A	11/1965	Thomas	
D331,366	S *	12/1992	Cassini	D9/670
D337,267	S	7/1993	Paglina	
D355,604	S *	2/1995	De Baschmakoff	D9/521
D360,823	S *	8/1995	Dinand	D9/693
D378,801	S	4/1997	Blanche	
D437,645	S *	2/2001	Sung et al.	D26/2
D468,057	S *	12/2002	Cloix	D28/76
D470,609	S *	2/2003	Bobel	D26/2
D492,603	S *	7/2004	Rashid	D9/521
D536,107	S *	1/2007	Egawa et al.	D26/2
D567,660	S *	4/2008	Gautier	D9/521
D585,276	S	1/2009	Hsu	

D592,973	S	5/2009	Kim	
D615,866	S *	5/2010	Lepoitevin	D9/521
D628,322	S *	11/2010	Sakai et al.	D26/2

FOREIGN PATENT DOCUMENTS

WO 9312688 A1 7/1993

* cited by examiner

Primary Examiner — Stella Reid

Assistant Examiner — Keli L Hill

(74) *Attorney, Agent, or Firm* — Kevin P. Crosby;
GrayRobinson, P.A.

(57) **CLAIM**

The ornamental design for a perfume container, as shown and described.

DESCRIPTION

FIG. 1 is a left front perspective view of a first embodiment of our design.

FIG. 2 is a front elevational view of the design, the rear elevational view being a mirror image thereof.

FIG. 3 is a left side elevational view of the design, the right side elevational view being a mirror image thereof.

FIG. 4 is a bottom plan view of the design.

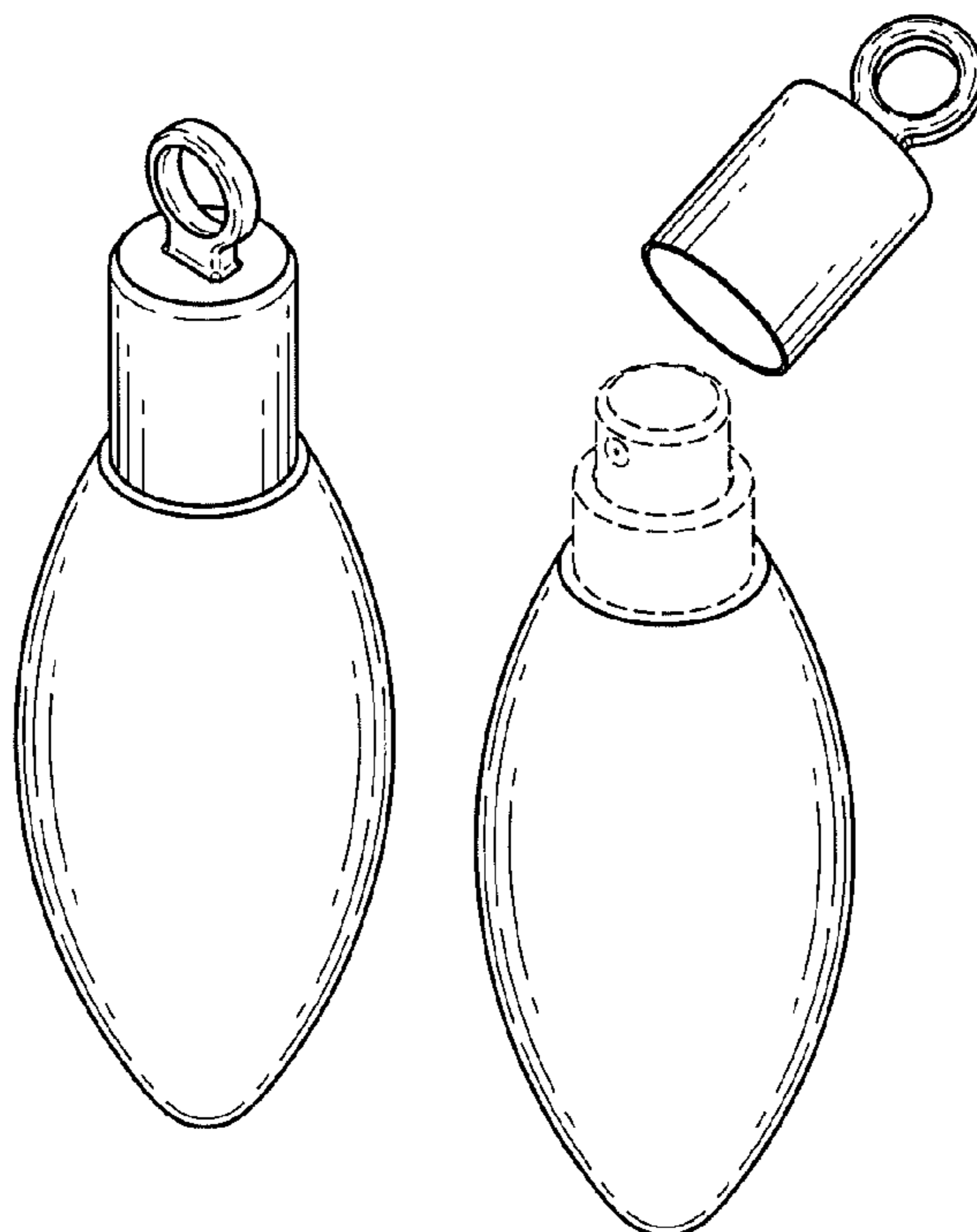
FIG. 5 is a top plan view of the design.

FIG. 6 is a left front perspective view of the design showing a cover in a removed position; and,

FIG. 7 is a left front perspective view of the embodiment of the design being removably situated within a display stand.

The broken lines shown are included for the purpose of illustrating the unclaimed portions of the article and form no part of the claim.

1 Claim, 3 Drawing Sheets



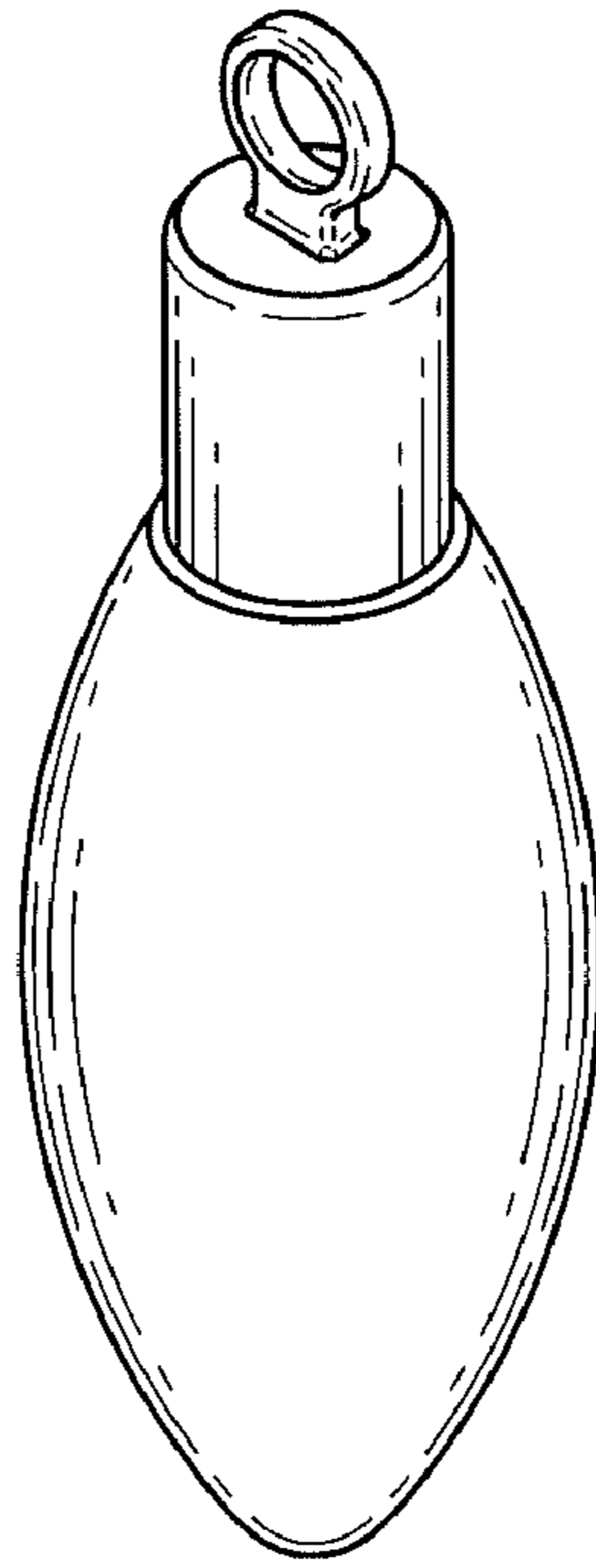


FIG. 1

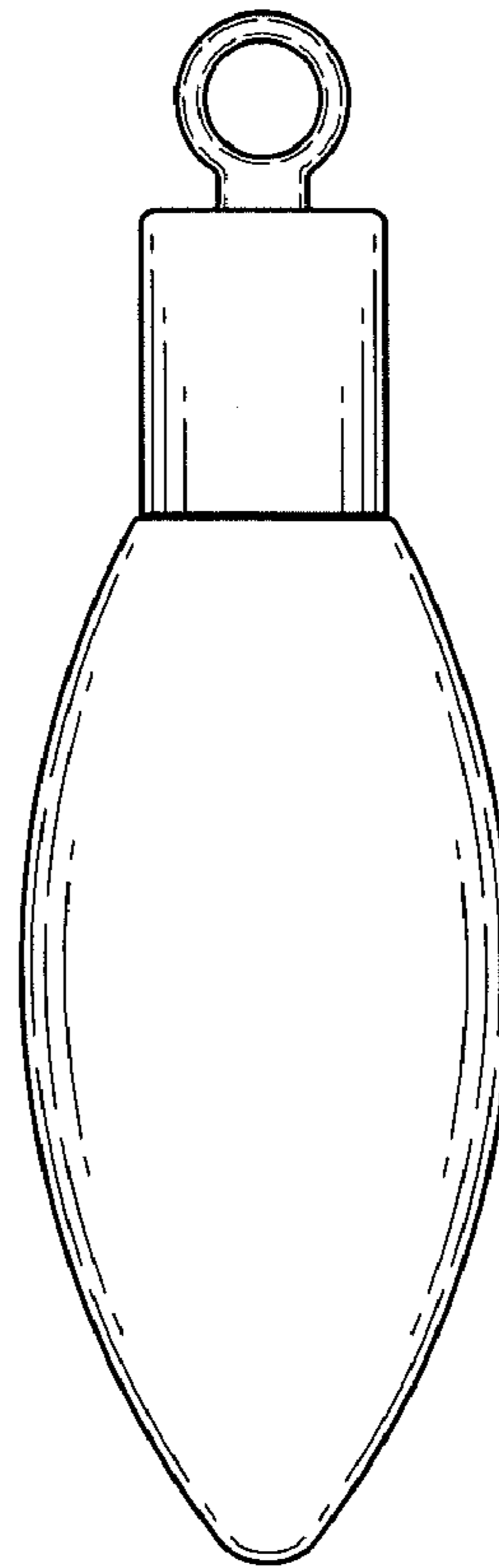


FIG. 2

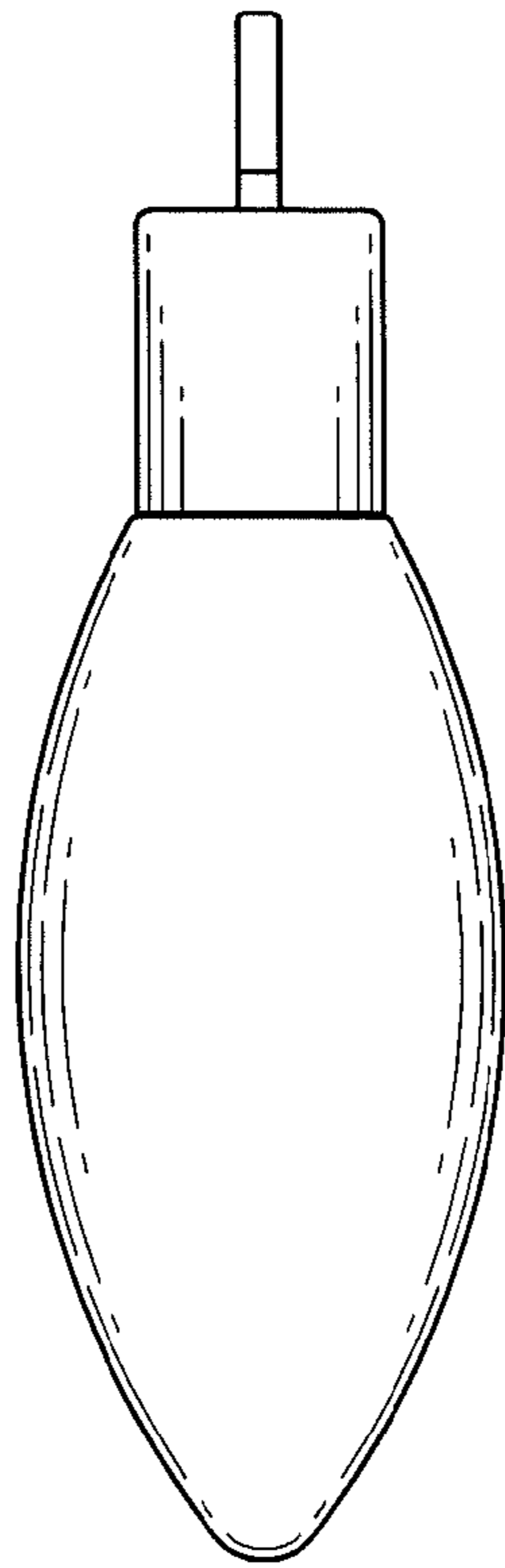


FIG. 3

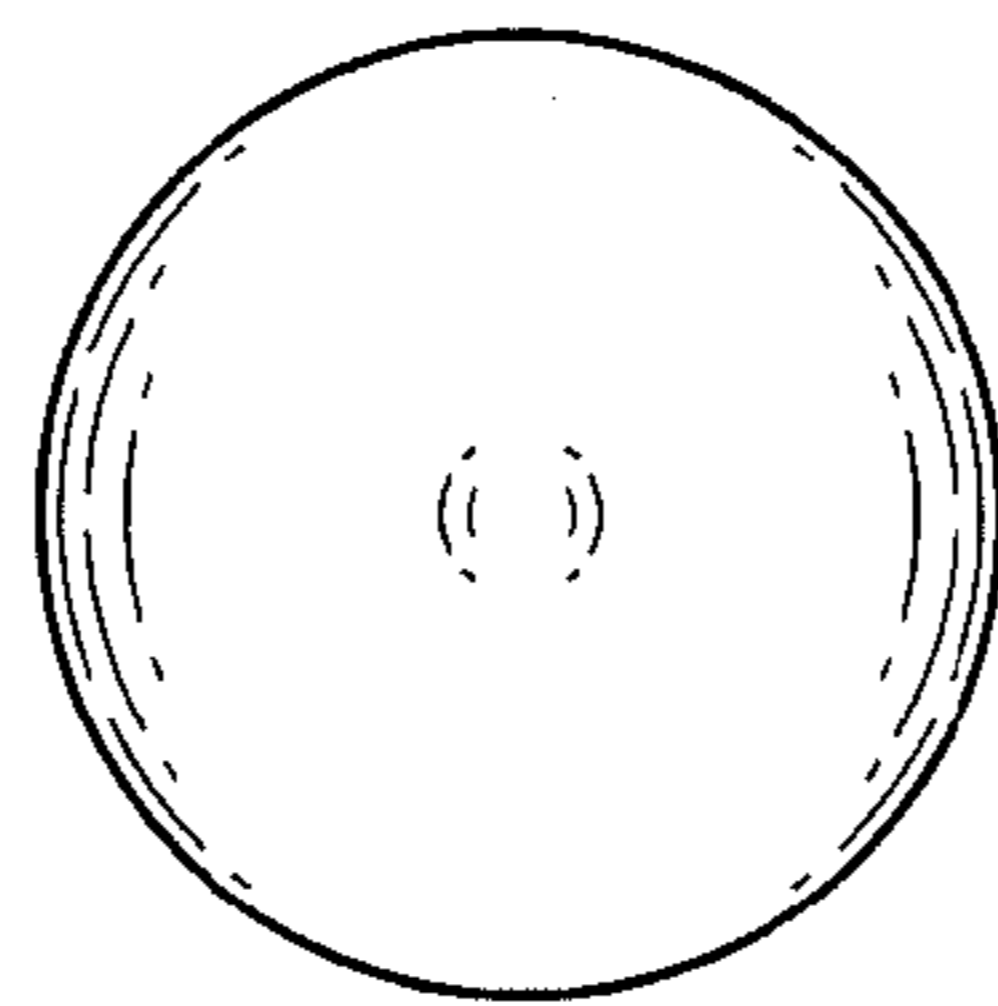


FIG. 4

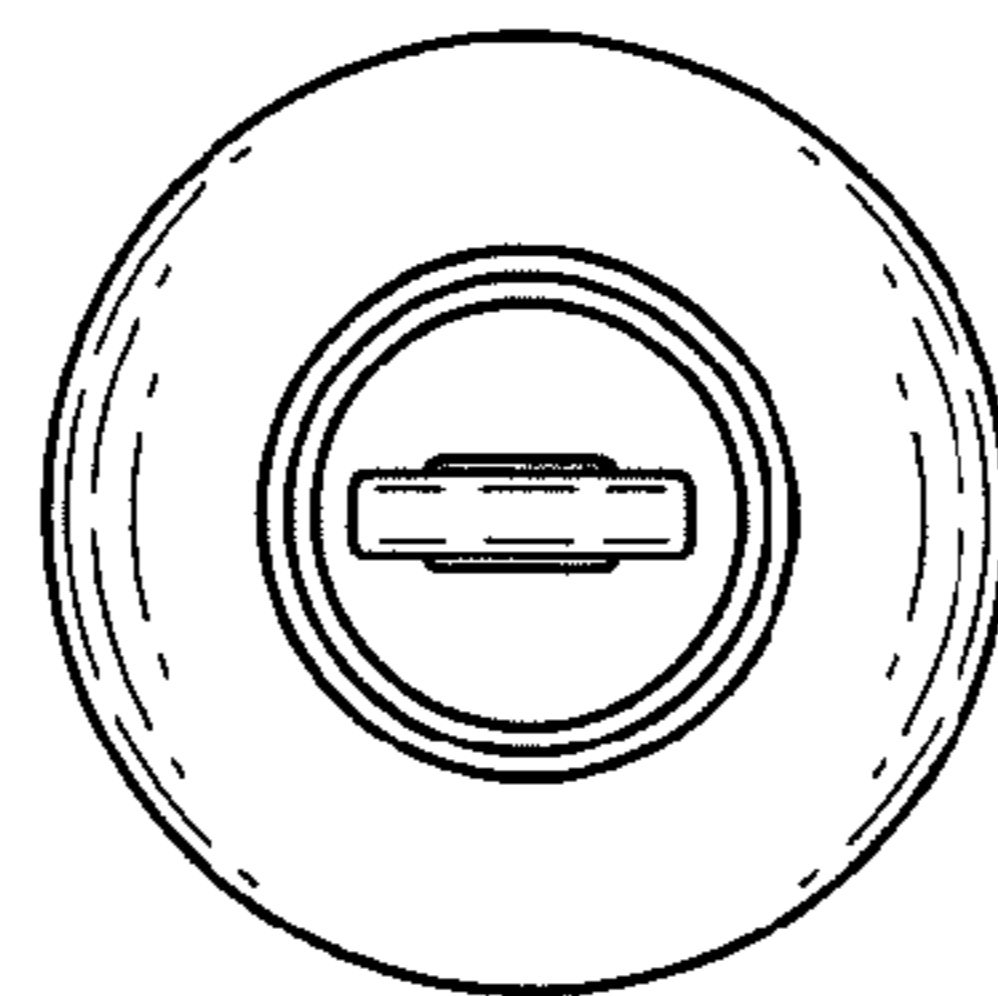


FIG. 5



FIG. 6

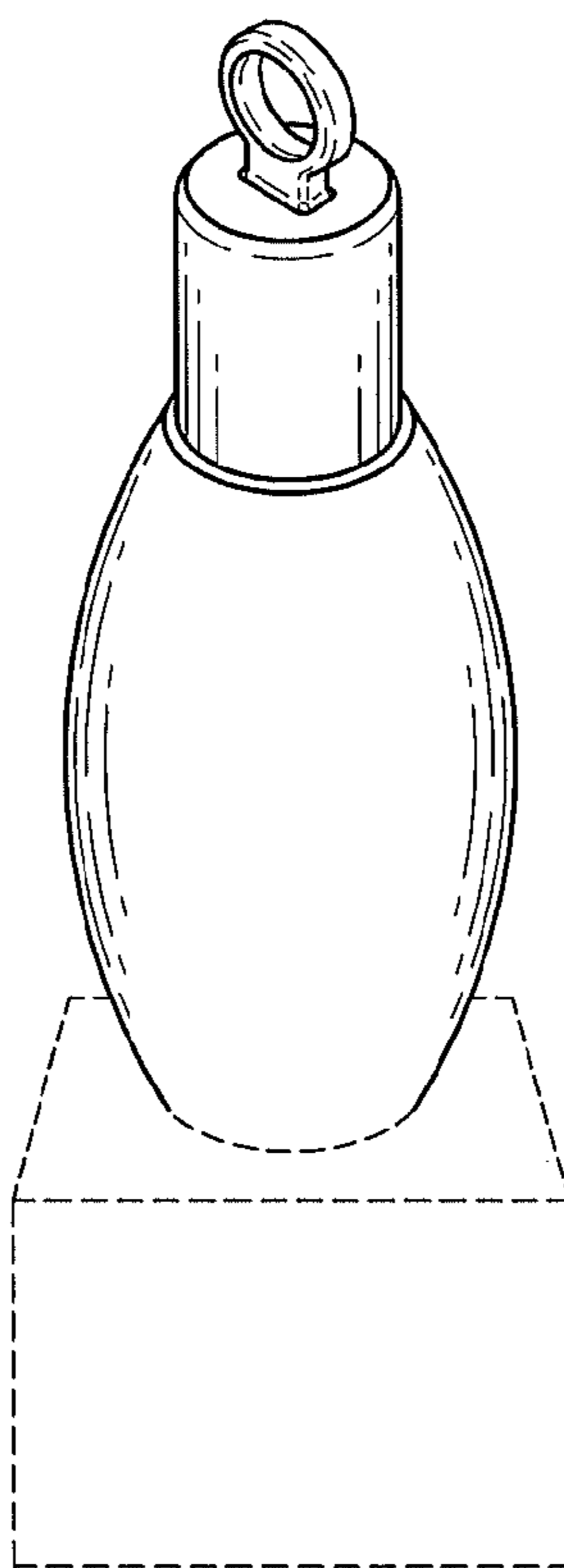


FIG. 7