



US00D643672S

(12) **United States Design Patent**
Busalt et al.

(10) **Patent No.:** **US D643,672 S**

(45) **Date of Patent:** **** Aug. 23, 2011**

(54) **OVEN AND MICROWAVE COMBINATION**

(56)

References Cited

(75) Inventors: **Gerhard Busalt**, Altenmarkt/Alz (DE);
Joachim Grützke, Egmating (DE);
Graham Sadtler, Huntington Beach, CA
(US); **Günter Varnhorn**, Braunschweig
(DE)

U.S. PATENT DOCUMENTS

D341,989 S	*	12/1993	Wright et al.	D7/349
D366,983 S	*	2/1996	Leukhardt et al.	D7/349
D462,867 S	*	9/2002	Resuello et al.	D7/349
D527,948 S	*	9/2006	Bengtson	D7/405
D539,591 S	*	4/2007	Bengtson et al.	D7/349

* cited by examiner

(73) Assignee: **BSH Home Appliances Corporation**,
Huntington Beach, CA (US)

Primary Examiner — Catheri Oliver

(**) Term: **14 Years**

(74) *Attorney, Agent, or Firm* — James E. Howard; Andre Pappas

(21) Appl. No.: **29/366,623**

(57) **CLAIM**

The ornamental design for an oven and microwave combination, as shown and described.

(22) Filed: **Jul. 28, 2010**

DESCRIPTION

Related U.S. Application Data

(62) Division of application No. 29/352,153, filed on Dec. 17, 2009, now Pat. No. Des. 626,782, which is a division of application No. 29/271,261, filed on Jan. 12, 2007, now Pat. No. Des. 611,294.

FIG. 1 is a front view of an oven and microwave combination showing a first embodiment of our ornamental design;

FIG. 2 is a perspective view thereof;

FIG. 3 is a front view of an oven and microwave combination showing a second embodiment of our ornamental design; and,

FIG. 4 is a perspective view thereof.

Where included, broken lines showing environment or structure are for illustrative purposes only and form no part of the claimed design.


(51) **LOC (9) Cl.** **07-02**

(52) **U.S. Cl.** **D7/349; D7/351**

(58) **Field of Classification Search** D7/348-349,
D7/346, 339-408; 126/19 R, 190, 198, 200,
126/273 A; 219/214, 443.1, 444.1

See application file for complete search history.

1 Claim, 4 Drawing Sheets



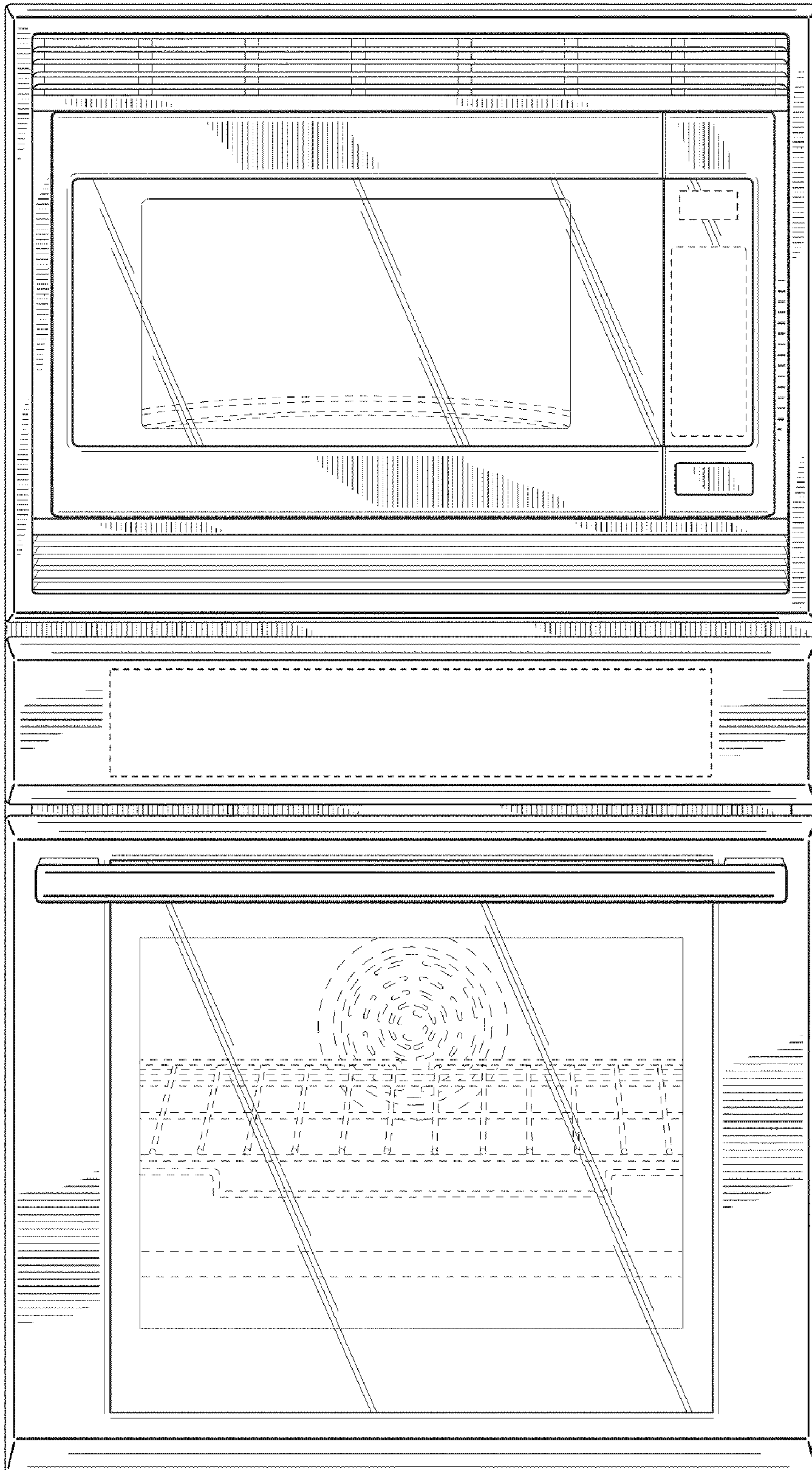


Fig. 1




Fig. 2




Fig. 3

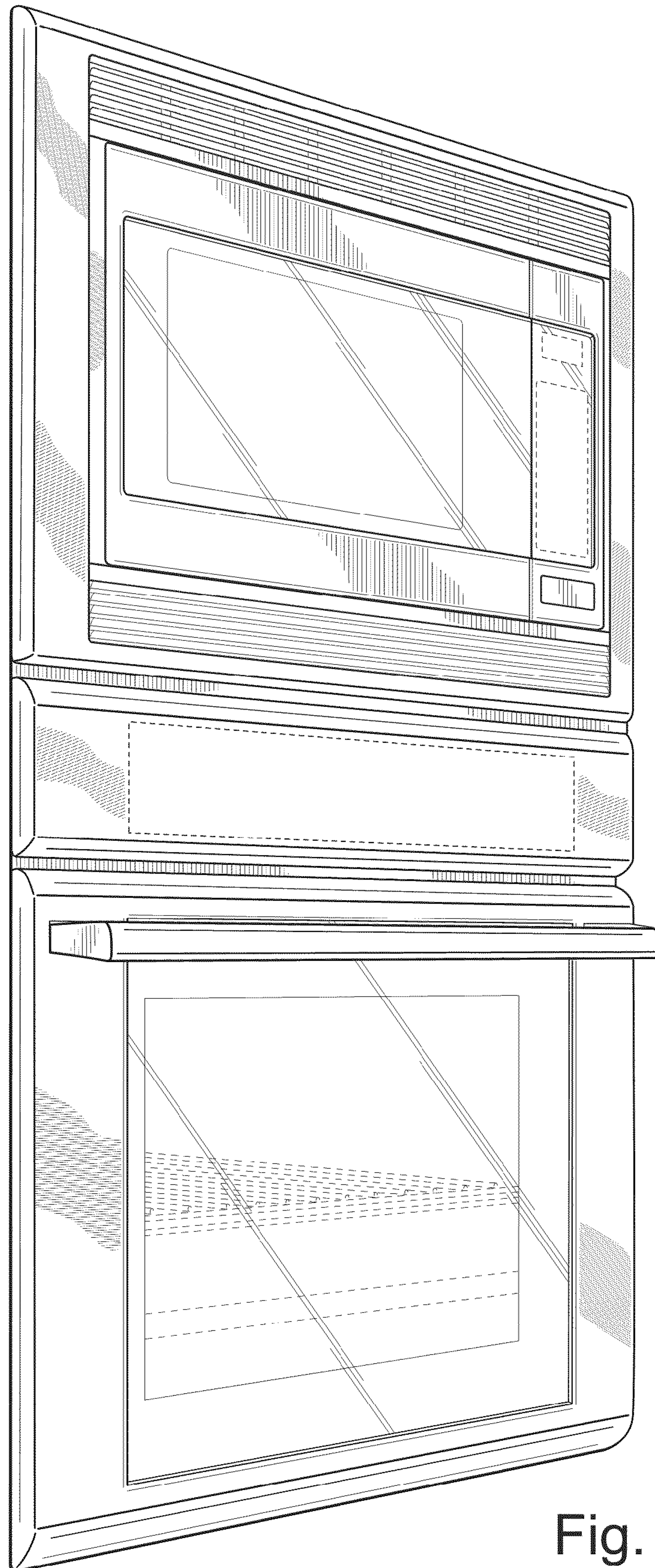


Fig. 4