

US00D643667S

(12) **United States Design Patent**
Yui

(10) **Patent No.:** **US D643,667 S**

(45) **Date of Patent:** **** Aug. 23, 2011**

(54) **BOTTLED WATER DISPENSER**

(76) Inventor: **George Yui**, Toronto (CA)

(**) Term: **14 Years**

(21) Appl. No.: **29/376,526**

(22) Filed: **Oct. 8, 2010**

Related U.S. Application Data

(63) Continuation of application No. 29/334,748, filed on Mar. 31, 2009, now abandoned.

(51) **LOC (9) Cl.** **07-01**

(52) **U.S. Cl.** **D7/307; D7/308; D7/313; D7/311**

(58) **Field of Classification Search** **D7/300, D7/306, 307, 308, 311, 313; 62/390; D20/5; 222/146.6, 146.1**

See application file for complete search history.

(56) **References Cited**

U.S. PATENT DOCUMENTS

D172,708	S	*	7/1954	Freitag et al.	D7/306
4,779,426	A	*	10/1988	Desrosiers	62/390
4,881,380	A	*	11/1989	Mrugala et al.	62/389
D313,330	S	*	1/1991	Brusa	D7/307
4,991,635	A	*	2/1991	Ulm	141/346
D317,544	S	*	6/1991	Birmingham	D7/307
D350,453	S	*	9/1994	Chaney	D7/306
D359,649	S	*	6/1995	Salkeld et al.	D7/307
D366,179	S	*	1/1996	Hauser et al.	D7/307
D366,803	S	*	2/1996	Hauser et al.	D7/307
D367,797	S	*	3/1996	Hauser et al.	D7/307
D394,185	S	*	5/1998	Eddy et al.	D7/392
D399,088	S	*	10/1998	Chaney	D7/307
5,848,735	A	*	12/1998	Eddy et al.	222/185.1
D408,207	S	*	4/1999	Bourke	D7/306

5,927,557	A	*	7/1999	Busick et al.	222/185.1
6,029,860	A	*	2/2000	Donselman et al.	222/185.1
D440,255	S	*	4/2001	Dickson	D20/5
6,619,511	B2	*	9/2003	Hydak et al.	222/185.1
6,793,099	B1	*	9/2004	Sleiman	222/67
D498,969	S	*	11/2004	Nicol	D7/306
6,912,867	B2	*	7/2005	Busick	62/338
D539,588	S	*	4/2007	Picache	D6/610
7,287,392	B2	*	10/2007	Brand et al.	62/132
D554,930	S	*	11/2007	Lavy	D7/307
D571,141	S	*	6/2008	Roosmalen et al.	D7/307
D582,194	S	*	12/2008	Wang	D7/313
D585,690	S	*	2/2009	Dammkoehler	D7/307
D604,554	S	*	11/2009	Lippert et al.	D7/306
D608,130	S	*	1/2010	Moon et al.	D7/306
D623,885	S	*	9/2010	Wang	D7/306

* cited by examiner

Primary Examiner — Marianne Pandozzi

(57) **CLAIM**

I claim the ornamental design for a bottled water dispenser, as shown and described.

DESCRIPTION

FIG. 1 is a front view of a bottled water dispenser of the present invention;

FIG. 2 is a left side view of the bottled water dispenser of FIG. 1;

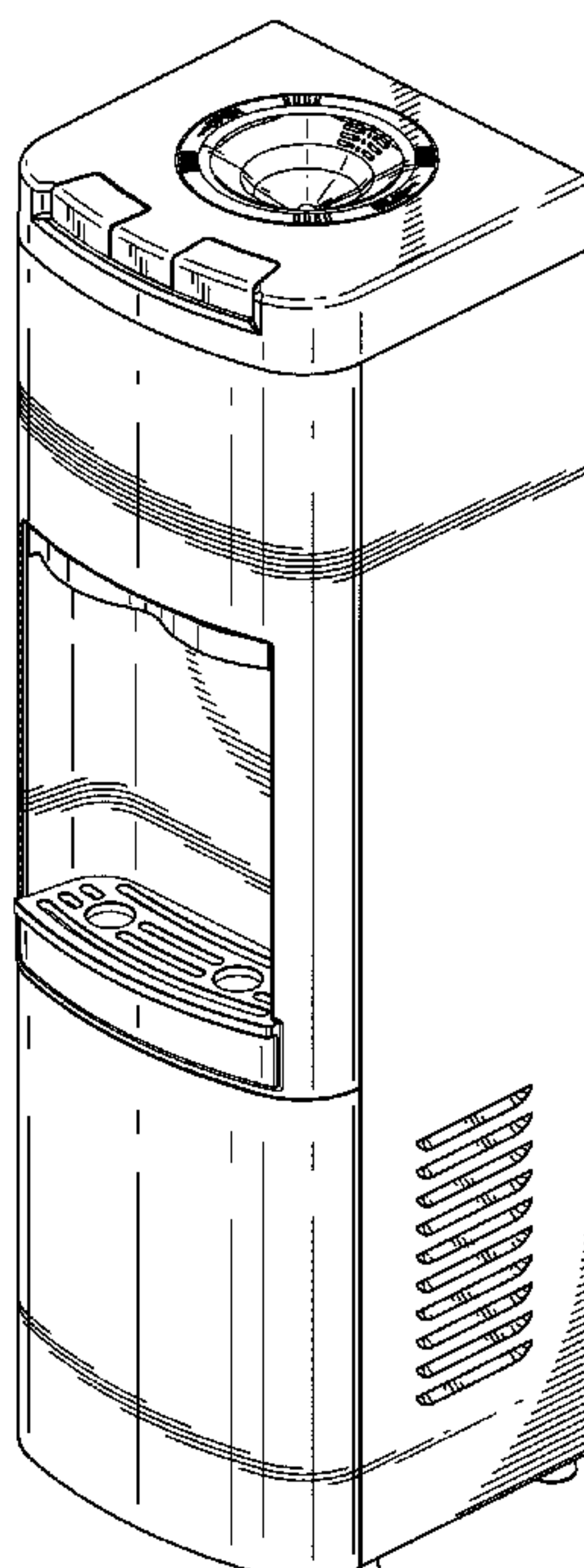
FIG. 3 is a right side view of the bottled water dispenser of FIG. 1;

FIG. 4 is a top plan view thereof; and,

FIG. 5 is a perspective view of the bottled water dispenser of FIG. 1.

The broken lines in the drawings are included for the purpose of illustration and form no part of the claimed design.

1 Claim, 5 Drawing Sheets



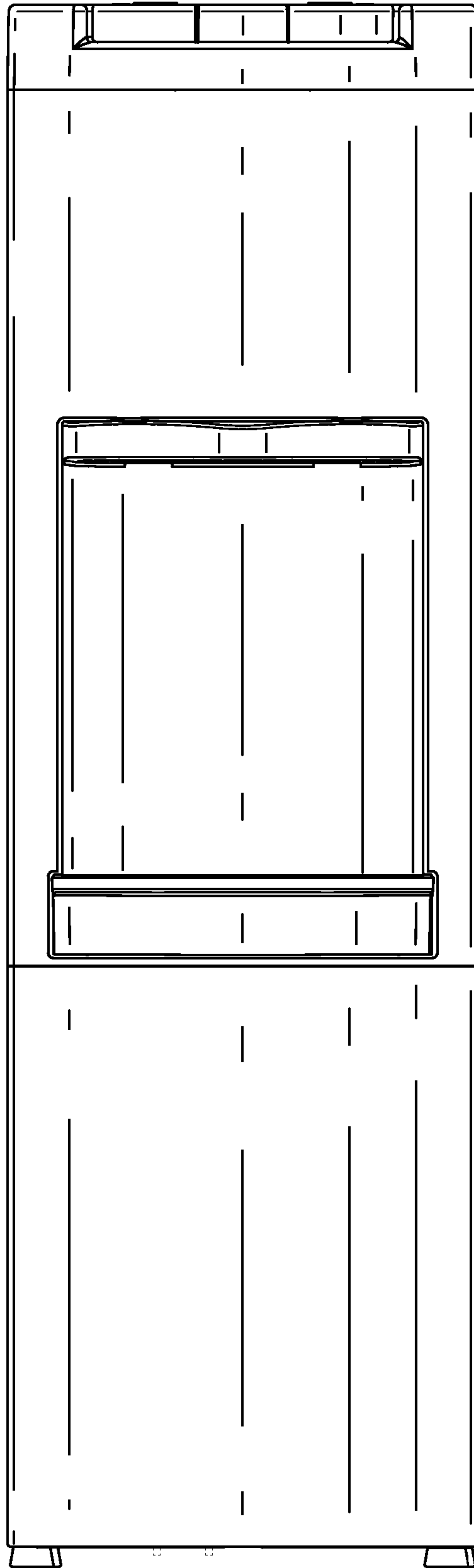


FIG. 1

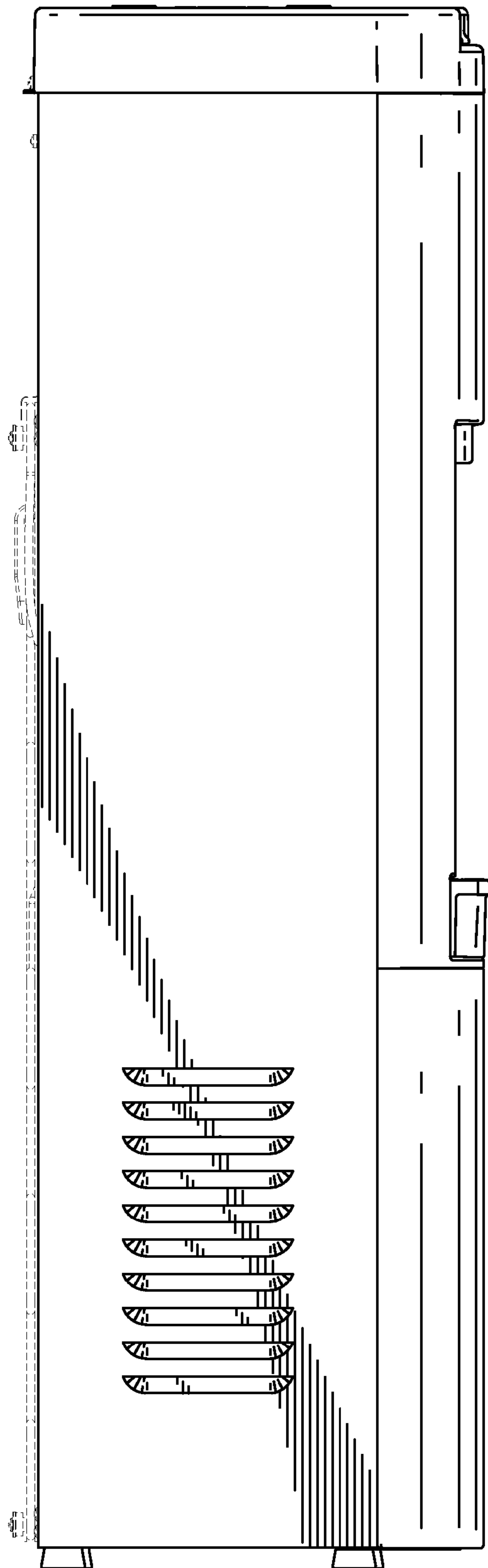


FIG. 2

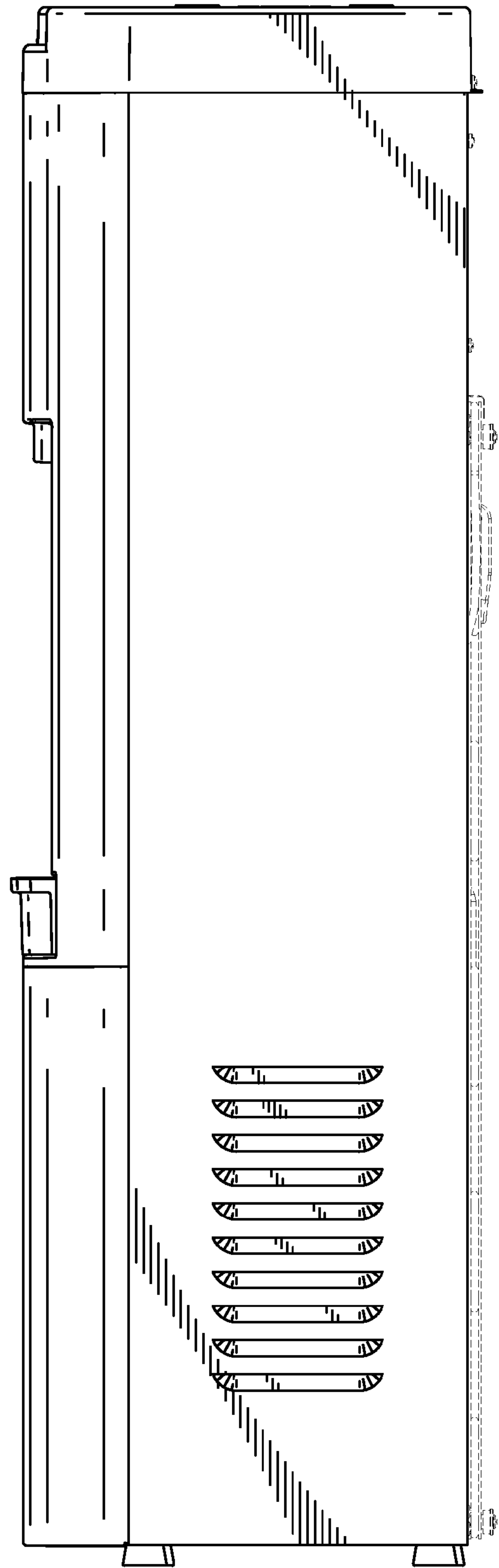


FIG. 3

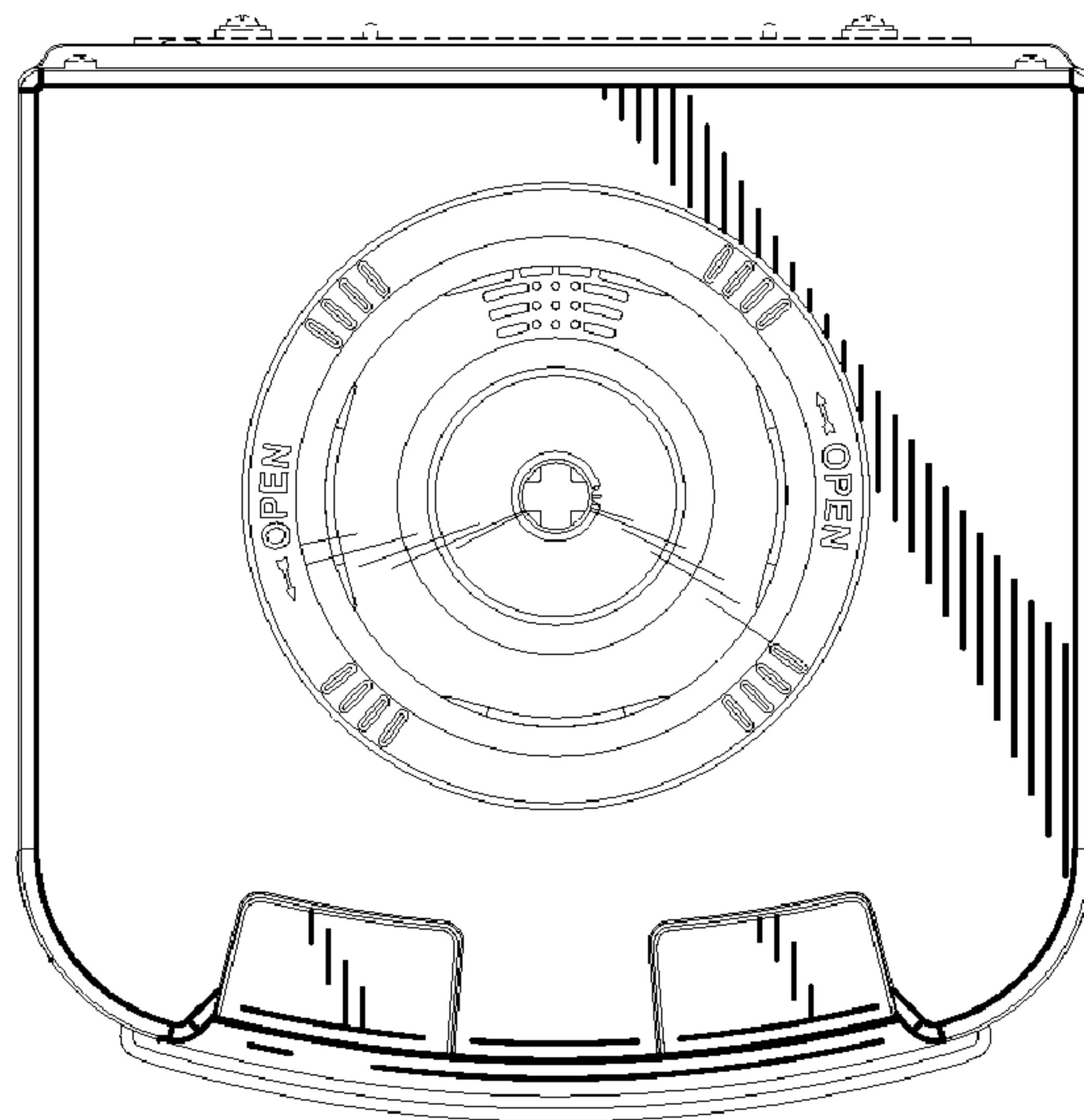


FIG. 4

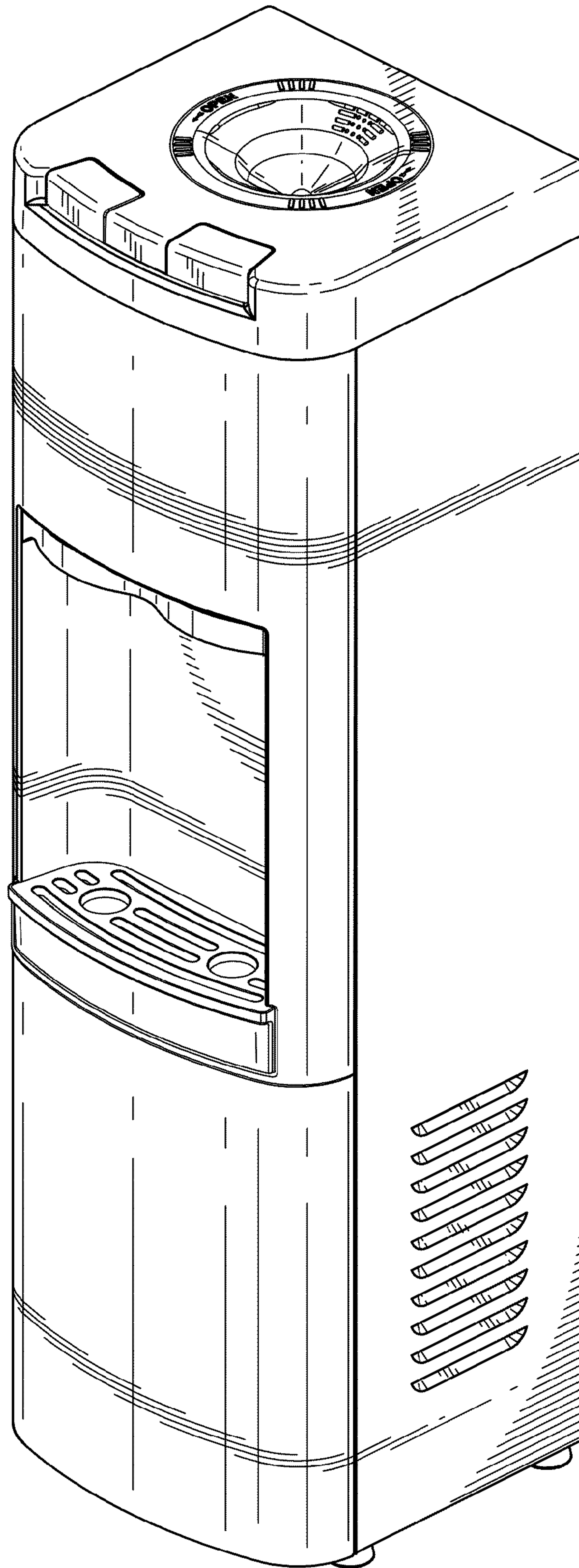


FIG. 5