



US00D643639S

(12) **United States Design Patent**
Lewis

(10) **Patent No.:** **US D643,639 S**

(45) **Date of Patent:** **** Aug. 23, 2011**

(54) **CHAISE LOUNGE**

(76) Inventor: **Sally Sirkin Lewis**, Beverly Hills, CA
(US)

(**) Term: **14 Years**

(21) Appl. No.: **29/376,654**

(22) Filed: **Oct. 8, 2010**

(51) **LOC (9) Cl.** **06-01**

(52) **U.S. Cl.** **D6/361**

(58) **Field of Classification Search** D6/334,
D6/335, 336, 361, 374, 375, 377, 381, 382,
D6/393, 500-502; 297/232, 423.1, 445.1,
297/446.1; 5/12.1, 652

See application file for complete search history.

(56) **References Cited**

U.S. PATENT DOCUMENTS

D144,677 S	*	5/1946	Billet et al.	D6/361
D182,842 S	*	5/1958	Lubberts et al.	D6/361
D186,813 S	*	12/1959	Maurer	D6/361
D188,785 S	*	9/1960	Maurer	D6/361
D202,887 S	*	11/1965	Melchior	D6/361
D366,571 S	*	1/1996	Hutton	D6/361
D387,572 S	*	12/1997	Lewis	D6/361

D434,237 S	*	11/2000	Binder et al.	D6/361
D437,128 S	*	2/2001	Binder et al.	D6/361
D487,984 S	*	4/2004	Natuzzi	D6/361
D569,113 S	*	5/2008	Lewis	D6/334
D579,222 S	*	10/2008	Schmitt	D6/361

* cited by examiner

Primary Examiner — Mimosa De

(74) *Attorney, Agent, or Firm* — Cox Smith Matthews Incorporated

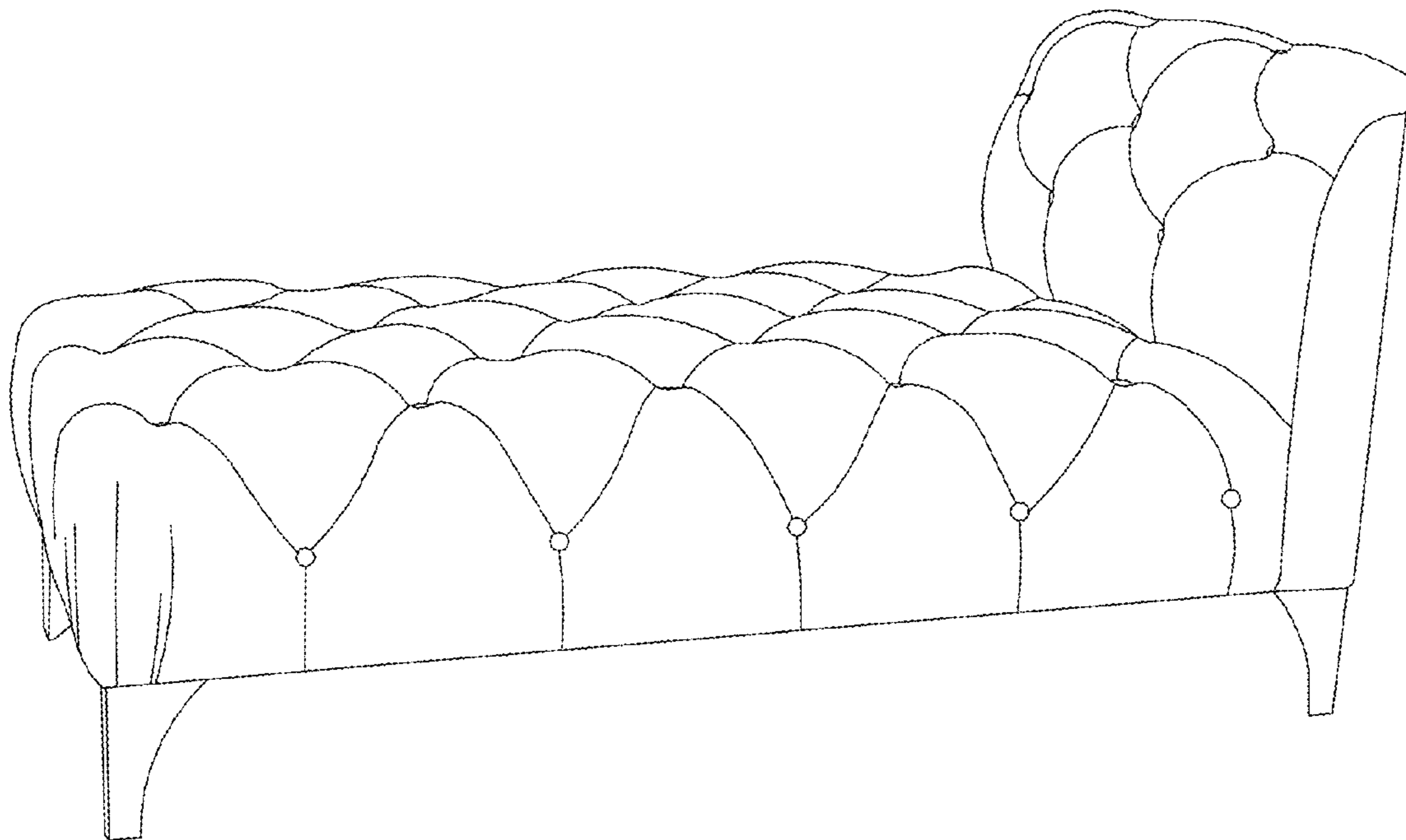
(57) **CLAIM**

The ornamental design for a chaise lounge, as shown and described.

DESCRIPTION

FIG. 1 is a perspective view of the chaise lounge of my design; FIG. 2 is a top view of the chaise lounge; FIG. 3 is a front view of the chaise lounge; FIG. 4 is a back side view of the chaise lounge; FIG. 5 is a right side view of the chaise lounge (the left side view, being a mirror image of the right side view, is not shown); and, FIG. 6 is a bottom view of the chaise lounge.

1 Claim, 3 Drawing Sheets



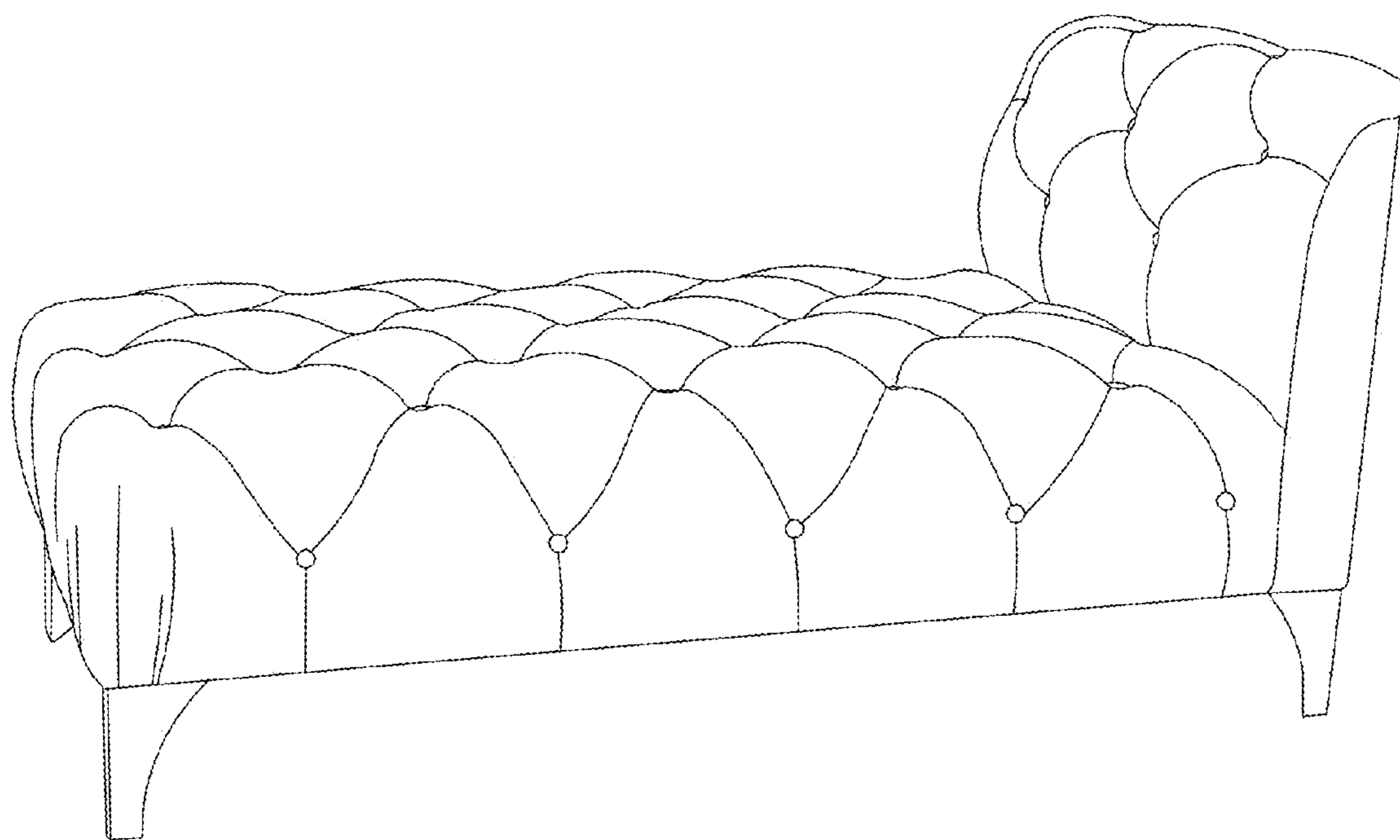


FIG. 1

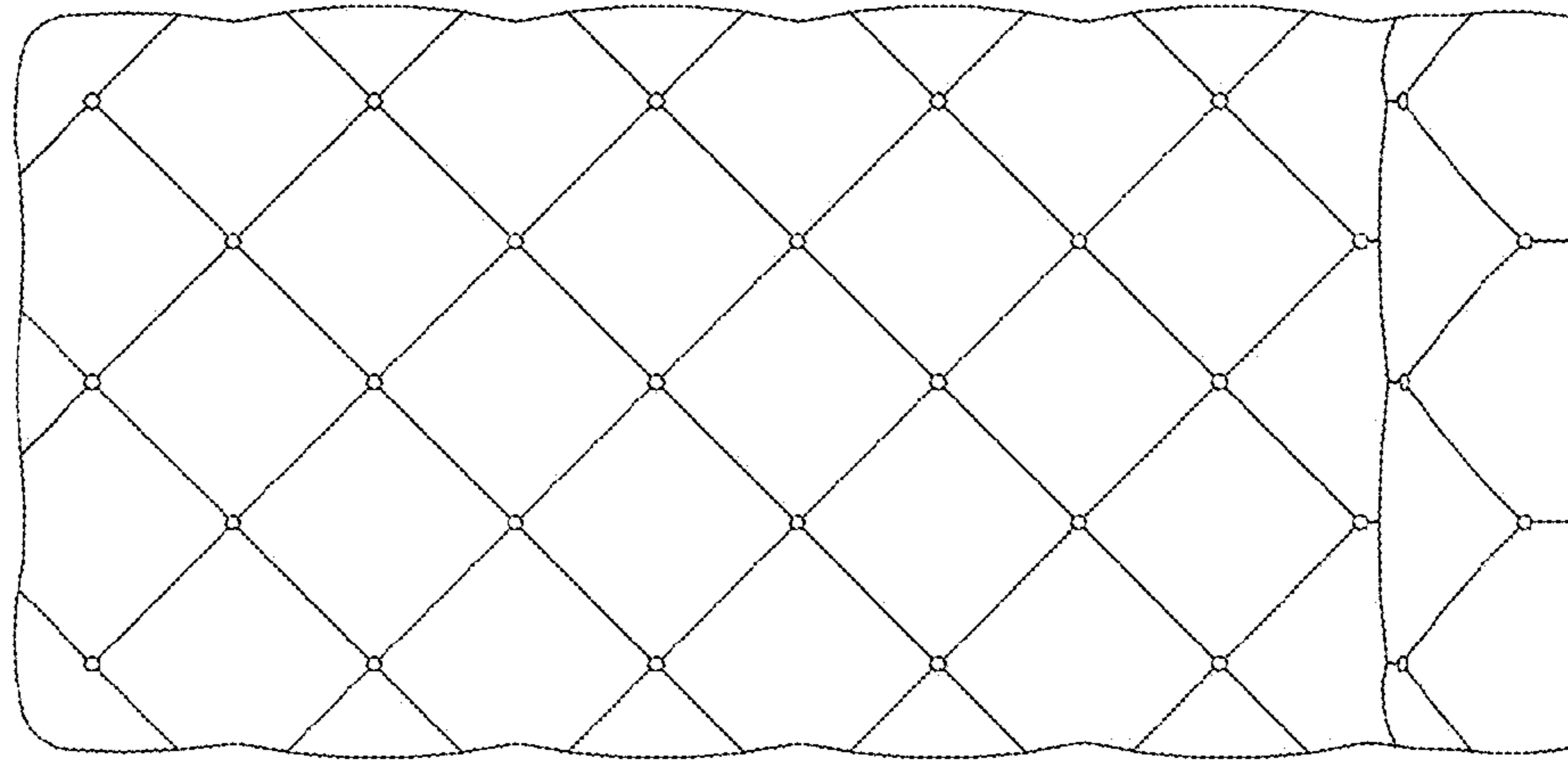


FIG. 2

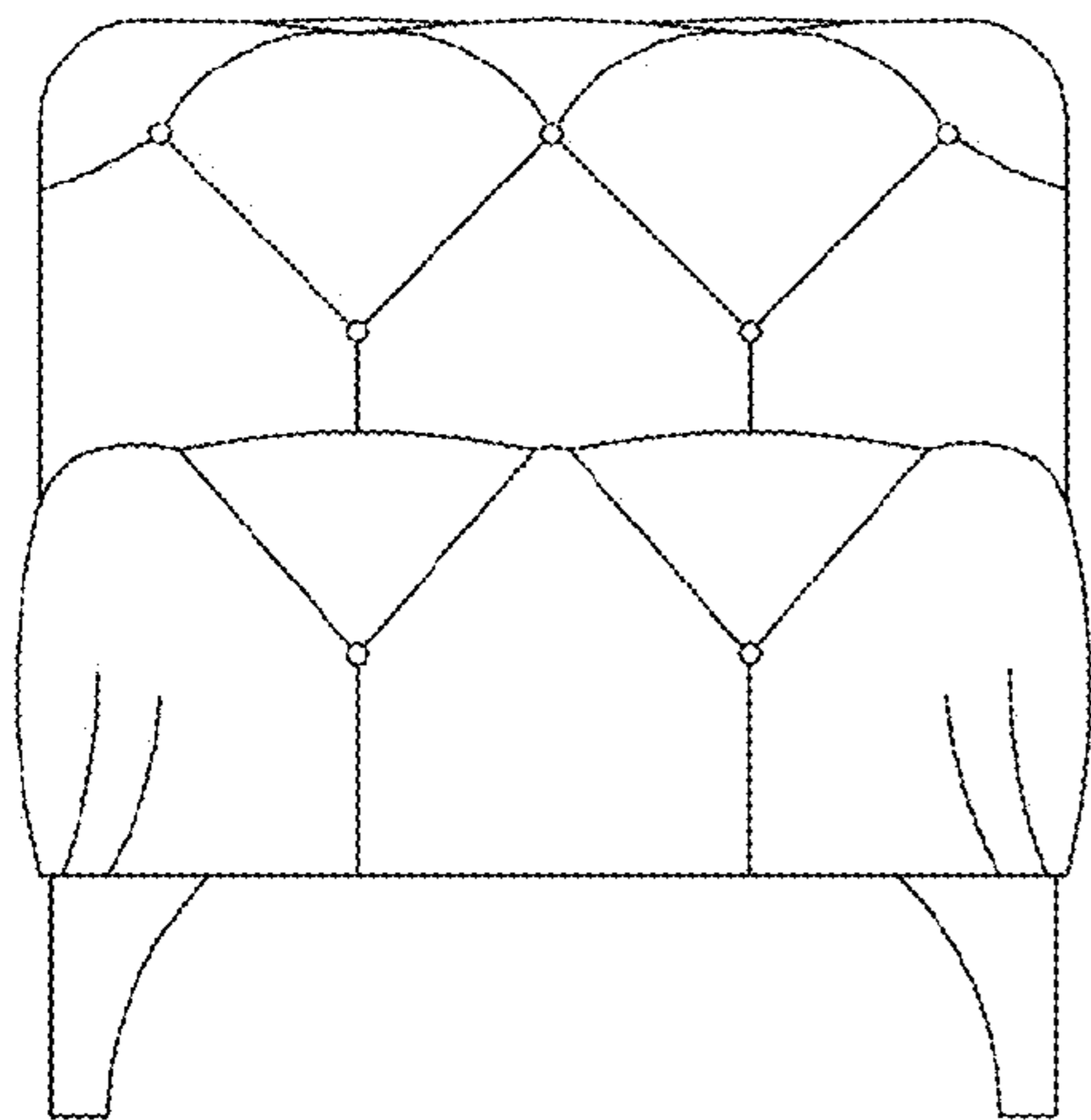


FIG. 3




FIG. 4

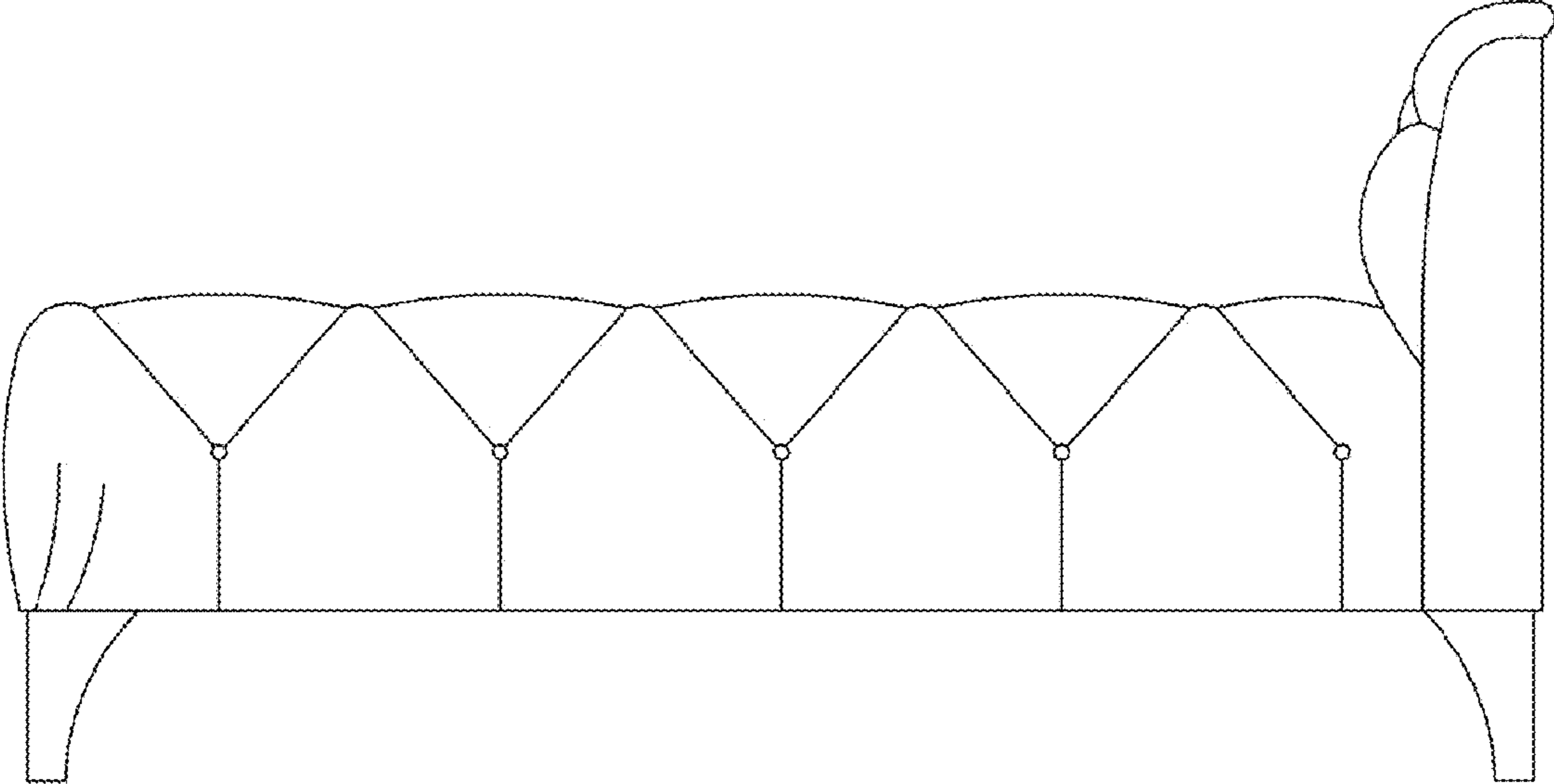


FIG. 5




FIG. 6