



US00D643625S

(12) **United States Design Patent**  
**Moretti**

(10) **Patent No.:** **US D643,625 S**

(45) **Date of Patent:** **\*\* \*Aug. 23, 2011**

(54) **CASE**

(75) Inventor: **Luigi Moretti**, Collebeato (IT)

(73) Assignee: **Benelli Armi S.p.A.**, Urbino (Pesaro  
Urbino) (IT)

(\*) Notice: This patent is subject to a terminal disclaimer.

(\*\*) Term: **14 Years**

(21) Appl. No.: **29/315,848**

(22) Filed: **Jul. 28, 2009**

(51) **LOC (9) Cl.** ..... **03-01**

(52) **U.S. Cl.** ..... **D3/282; D3/291**

(58) **Field of Classification Search** ..... D3/273,  
D3/272, 274, 276-293; 190/100-127, 18 A,  
190/16-17, 15 R, 15 A, 1, 15.1

See application file for complete search history.

(56) **References Cited**

U.S. PATENT DOCUMENTS

D222,315 S *	10/1971	Abraham	.....	D3/284
D357,581 S *	4/1995	Rogers et al.	.....	D3/276
D477,463 S *	7/2003	Leen	.....	D3/294
D516,312 S *	3/2006	Chan	.....	D3/294
D544,208 S *	6/2007	Guy et al.	.....	D3/274
D564,216 S *	3/2008	Thai	.....	D3/273

\* cited by examiner

*Primary Examiner* — Jennifer Rivard

(74) *Attorney, Agent, or Firm* — R. Neil Sudol; Henry D. Coleman; William J. Sapone

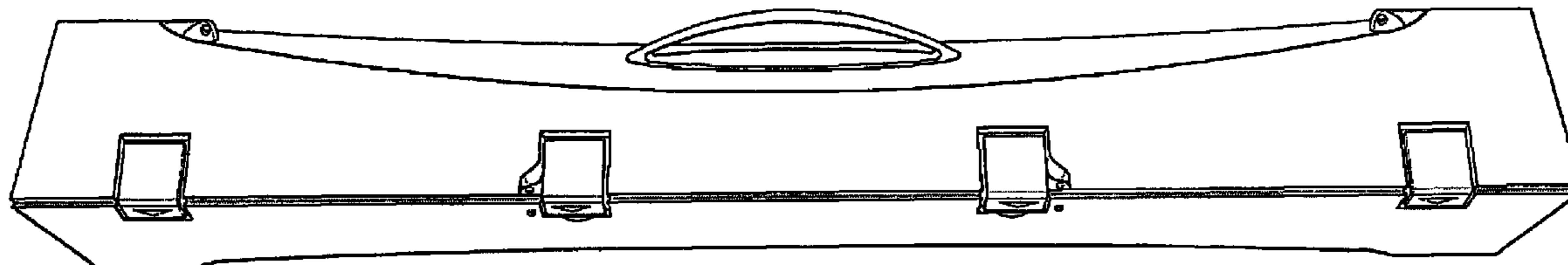
(57) **CLAIM**

The ornamental design for the case, as shown and described.

**DESCRIPTION**

FIG. 1 is a rear elevational view, showing my new design;  
FIG. 2 is a bottom plan view thereof;  
FIG. 3 is a front elevational view thereof;  
FIG. 4 is a left side elevational view thereof;  
FIG. 5 is a perspective view thereof;  
FIG. 6 is a right side elevational view thereof; and,  
FIG. 7 is a top plan view thereof.

**1 Claim, 7 Drawing Sheets**



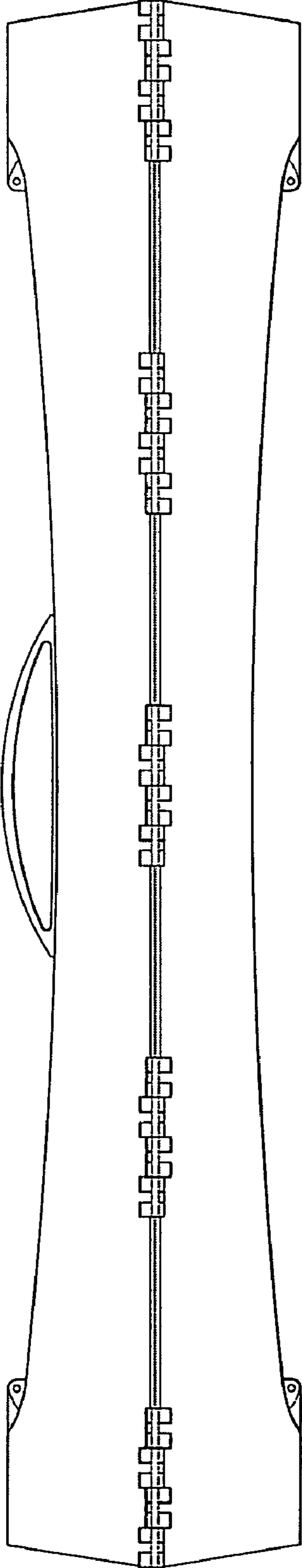


FIG. 1

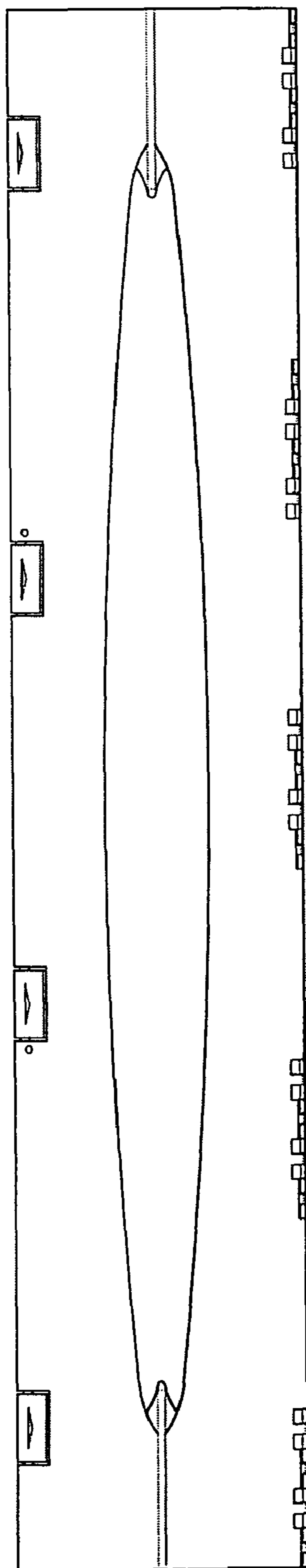


FIG. 2

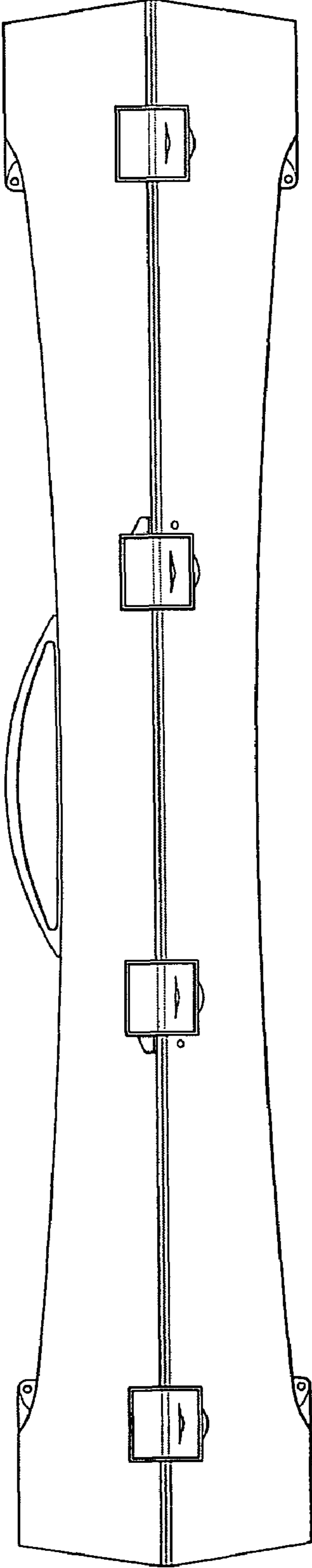


FIG. 3

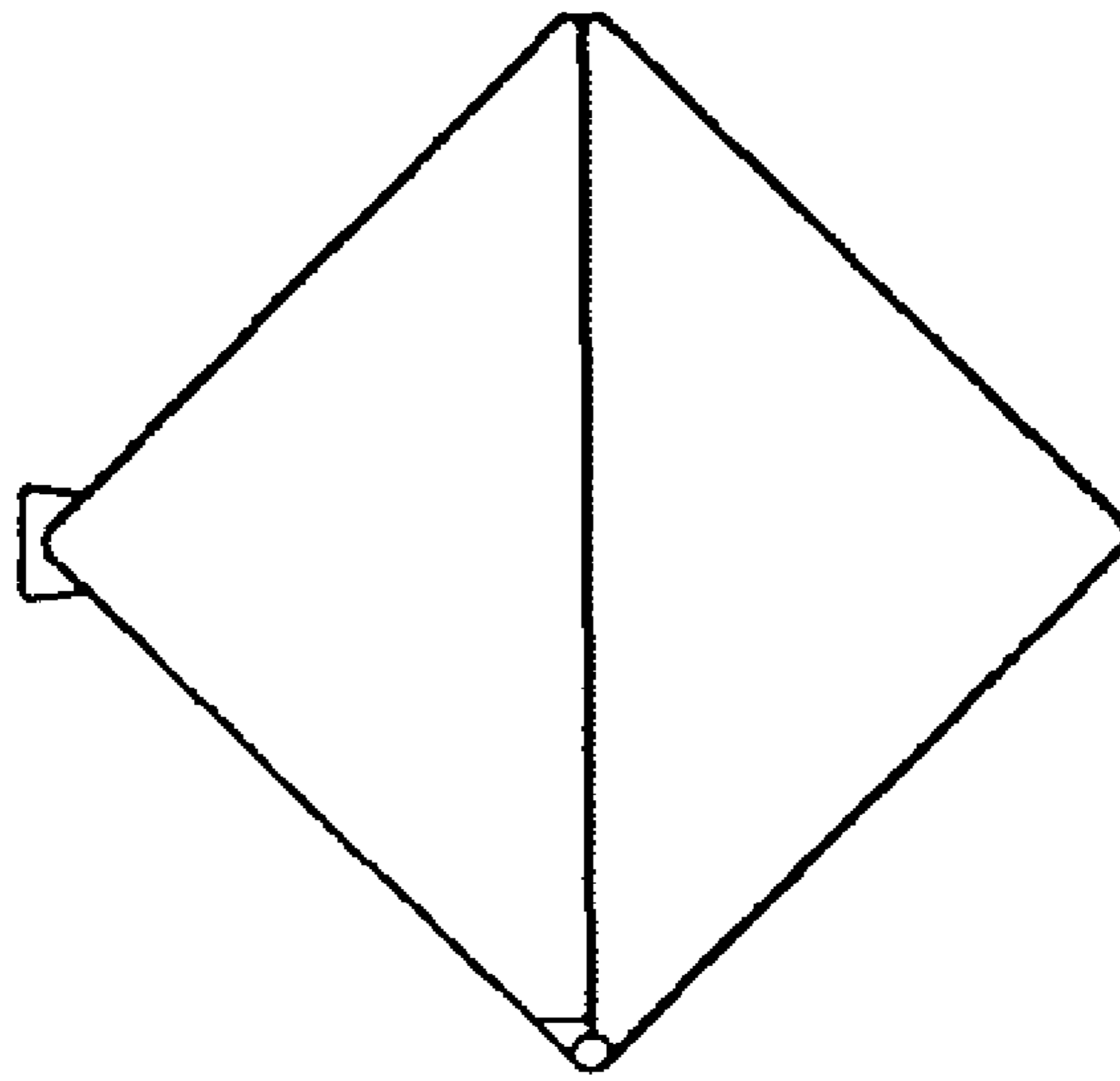


FIG. 4

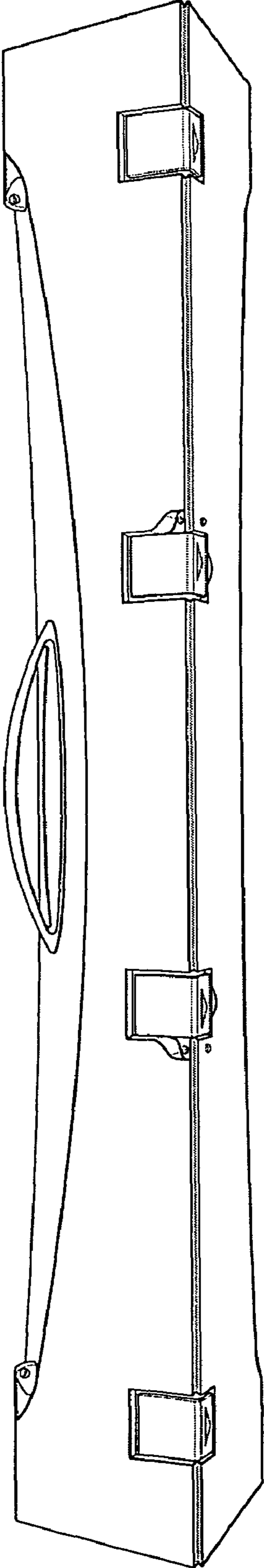


FIG. 5

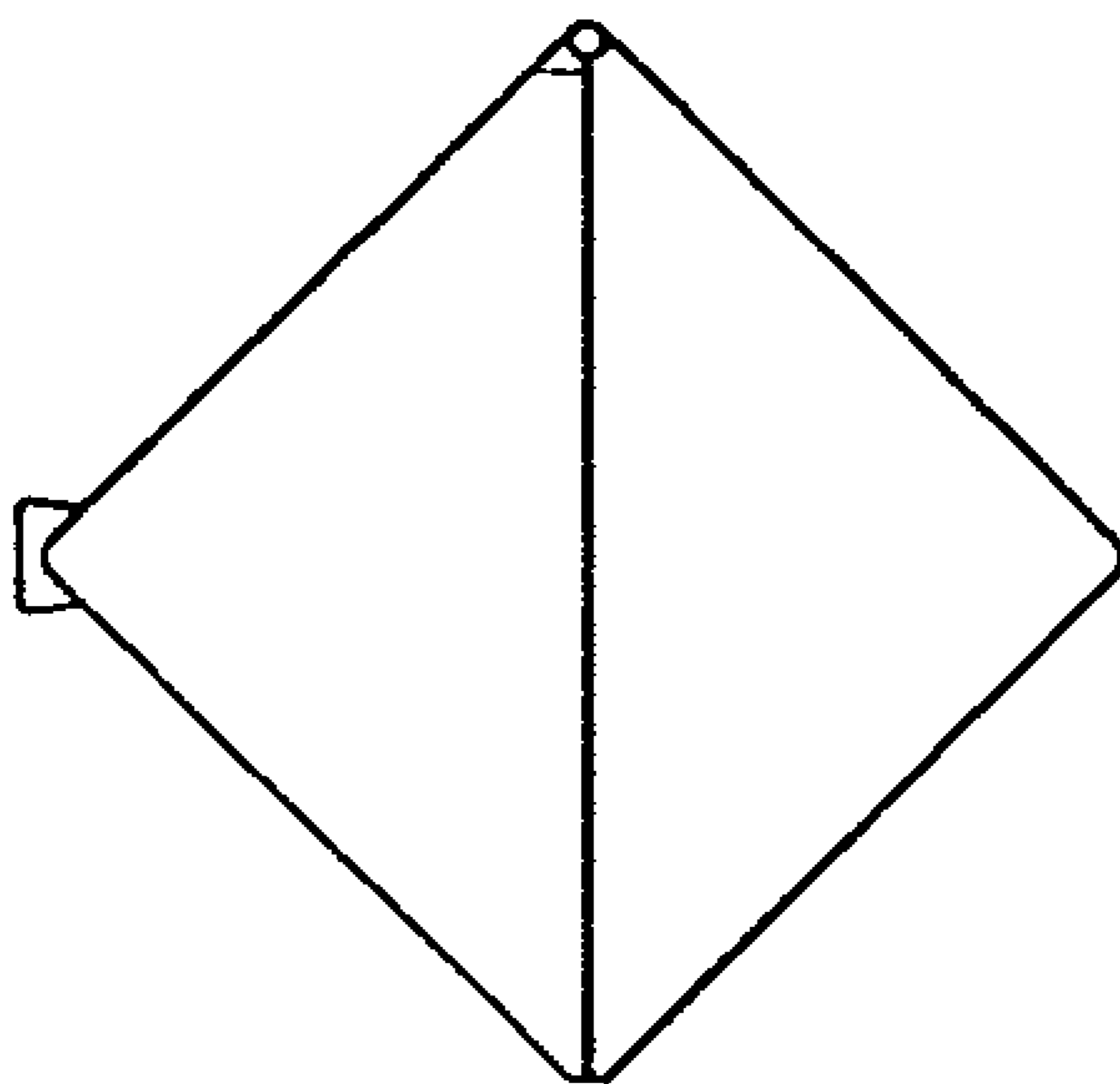


FIG. 6

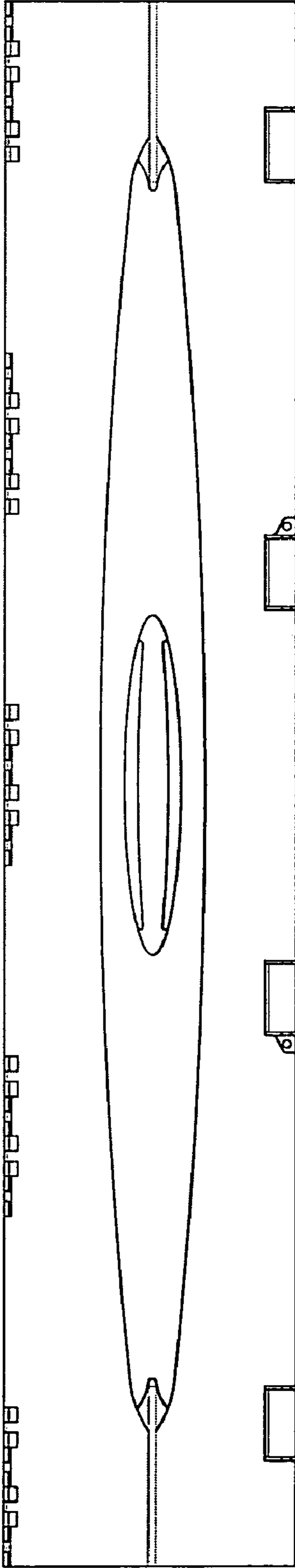


FIG. 7