



US00D643619S

(12) **United States Design Patent**
Littleton

(10) **Patent No.:** **US D643,619 S**

(45) **Date of Patent:** **** *Aug. 23, 2011**

(54) **VERTICAL HOLSTER**

(76) Inventor: **Garry A. Littleton**, Lynnville, TN (US)

(**) Term: **14 Years**

(21) Appl. No.: **29/358,272**

(22) Filed: **Mar. 24, 2010**

(51) **LOC (9) Cl.** **03-01**

(52) **U.S. Cl.** **D3/215; D3/218**

(58) **Field of Classification Search** D3/218,
D3/201, 215, 219, 226, 269, 272–273, 265,
D3/247–249; 206/5, 305, 320; 455/42, 90,
455/92; 379/455; 224/232, 236, 240, 241,
224/245, 250, 666, 674–677, 680–683, 901;
D14/250, 253

See application file for complete search history.

(56) **References Cited**

U.S. PATENT DOCUMENTS

D265,694 S * 8/1982 Sogoian et al. D3/230
D382,996 S * 9/1997 Kopel D3/218
D620,704 S * 8/2010 Fahrendorff et al. D3/218

OTHER PUBLICATIONS

2006 Col Littleton—Illustrated Catalog No. 14—Americana Collec-
tion, cover page and p. 28.

2007 Col. Littleton—Illustrated Catalog No. 15—Americana Col-
lection, cover page and p. 27.

2008 Col Littleton—Illustrated Catalog No. 16—Americana Collec-
tion, cover page and p. 25.

2009 Col. Littleton—Illustrated Catalog No. 17—Americana Col-
lection, cover page and p. 30.

* cited by examiner

Primary Examiner — Catheri Oliver

(74) *Attorney, Agent, or Firm* — Waddey & Patterson PC; I.
C. Waddey, Jr.

(57) **CLAIM**

What is claimed is the ornamental design for a vertical hol-
ster, as shown and described.

DESCRIPTION

FIG. 1 is a front view (flap closed) showing the vertical holster
of applicant's invention.

FIG. 2 is a front view (flap open) of the vertical holster of
applicant's invention.

FIG. 3 is a back view (flap closed) of the vertical holster of
applicant's invention.

FIG. 4 is a back view (flap open) of the vertical holster of
applicant's invention.

FIG. 5 is a top view (flap open) of the vertical holster of
applicant's invention.

FIG. 6 is a top view (flap closed) of the vertical holster of
applicant's invention.


FIG. 7 is a left side view (flap open) of the vertical holster of
applicant's invention.

FIG. 8 is a left side view (flap closed) of the vertical holster of
applicant's invention.

FIG. 9 is a right side view (flap open) of the vertical holster of
applicant's invention; and,

FIG. 10 is a right side view (flap closed) of the vertical holster
of applicant's invention.

1 Claim, 10 Drawing Sheets



Front View/Flap
Closed




Fig. 1 - Front View/Flap
Closed




Fig. 3 - Front View/Flag
Open




Fig. 3 -- Back View/Flap
Closed




Fig. 4 – Back View/
Flap Open




Fig. 5 -- Top View/Flap
Open




Fig. 6 -- Top View/Flap
Closed




Fig. 7 - Left Side View/
Flap Open




Fig. 8 -- Left Side View/Flap Closed

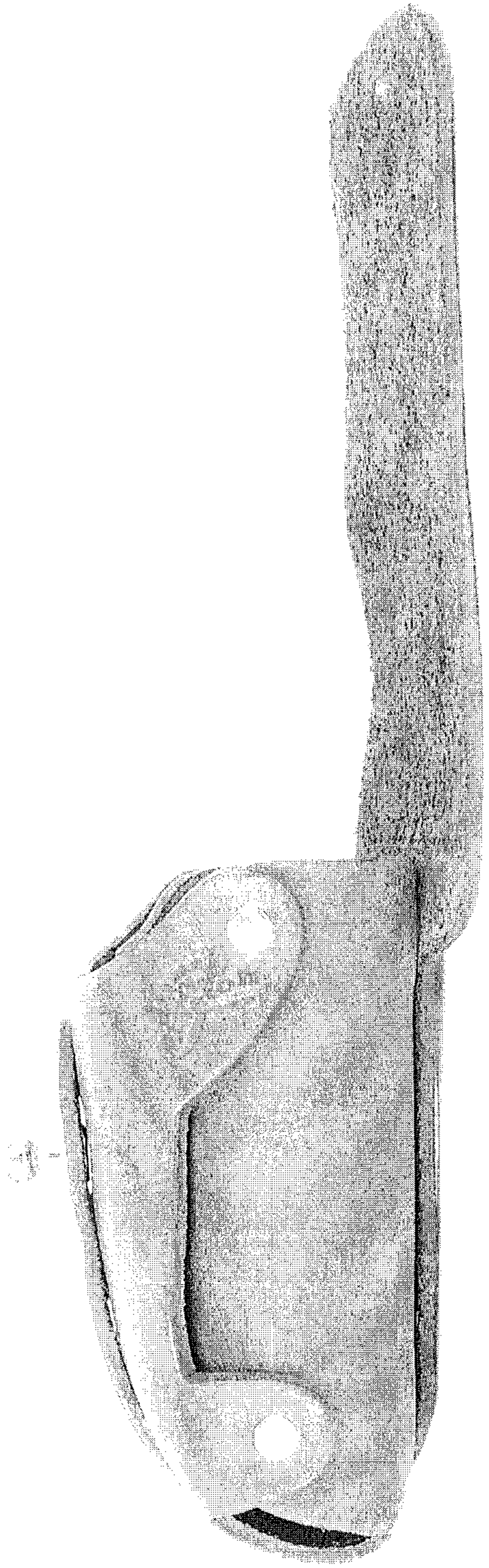


Fig. 9 – Right Side View/Flap
Open




Fig. 10 – Right Side View/
Flap Closed