



US00D643610S

(12) **United States Design Patent**
Yi

(10) **Patent No.:** **US D643,610 S**

(45) **Date of Patent:** **** Aug. 23, 2011**

(54) **SHOE UPPER**

(75) Inventor: **Lisa Yi**, New York City, NY (US)

(73) Assignee: **SKECHERS U.S.A., Inc. II**, Manhattan Beach, CA (US)

(**) Term: **14 Years**

(21) Appl. No.: **29/391,287**

(22) Filed: **May 5, 2011**

(51) **LOC (9) Cl.** **02-99**

(52) **U.S. Cl.** **D2/969**

(58) **Field of Classification Search** D2/896,
D2/902, 906-908, 943, 944, 969, 972-974;
36/45-49, 50.1, 77 M, 77 R, 83, 88, 113,
36/114, 126-131

See application file for complete search history.

(56) **References Cited**

U.S. PATENT DOCUMENTS

D47,238 S *	4/1915	Miller	D2/907
D198,157 S *	5/1964	Doss	D2/906
D413,719 S *	9/1999	Fogg	D2/972
D440,752 S *	4/2001	Clegg	D2/972
D446,640 S	8/2001	Estey		
D447,860 S	9/2001	Matis et al.		
D475,523 S *	6/2003	McDowell	D2/972
D496,527 S	9/2004	Roulo		
D513,855 S	1/2006	Rask		
D515,302 S	2/2006	Gillespie		
D520,730 S	5/2006	Mueller		
D520,731 S	5/2006	Lupo		
D522,737 S	6/2006	Jonsson		
D528,279 S	9/2006	Smith, III		
D529,271 S	10/2006	Kuerbis		
D537,618 S	3/2007	Huthmaker		

D540,025 S	4/2007	Shaffer		
D544,691 S	6/2007	Mueller		
D544,696 S	6/2007	Huthmaker		
D544,697 S	6/2007	Huthmaker		
D567,495 S *	4/2008	St. Louis	D2/969
D571,993 S *	7/2008	Erickson	D2/969
D571,998 S *	7/2008	Mermet	D2/969
D586,110 S	2/2009	Lotti		
D595,046 S	6/2009	Chang		
D602,684 S	10/2009	Henderson		
D610,341 S	2/2010	Cooper		
D614,387 S	4/2010	Rasmussen		
D616,195 S	5/2010	Hoffer		
D623,842 S	9/2010	Yun		
D636,579 S *	4/2011	Raysse	D2/972

* cited by examiner

Primary Examiner — Dominic Simone

(74) *Attorney, Agent, or Firm* — Marshall A. Lerner; Marvin H. Kleinberg; Kleinberg & Lerner, LLP

(57) **CLAIM**

The ornamental design for a shoe upper, as shown and described.

DESCRIPTION

FIG. 1 is a perspective view of a shoe upper embodying my new design.

FIG. 2 is a left side view thereof;

FIG. 3 is a right side view thereof;

FIG. 4 is a top plan view thereof;

FIG. 5 is a bottom plan view thereof;

FIG. 6 is a rear elevation view thereof; and,

FIG. 7 is a front elevation view thereof.

Broken lines showing the remainder of the shoe in the figures are for illustrative purposes only and form no part of the claimed invention.

1 Claim, 6 Drawing Sheets

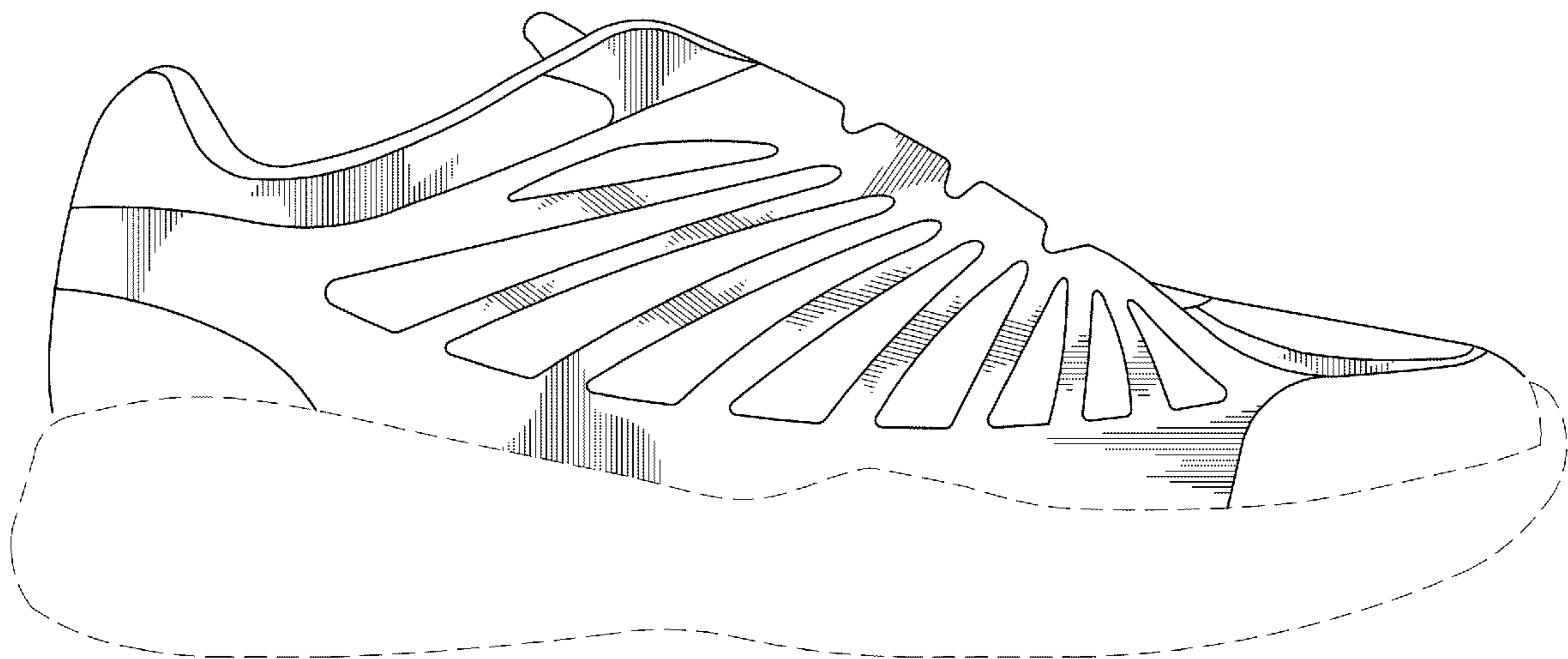


FIG. 1

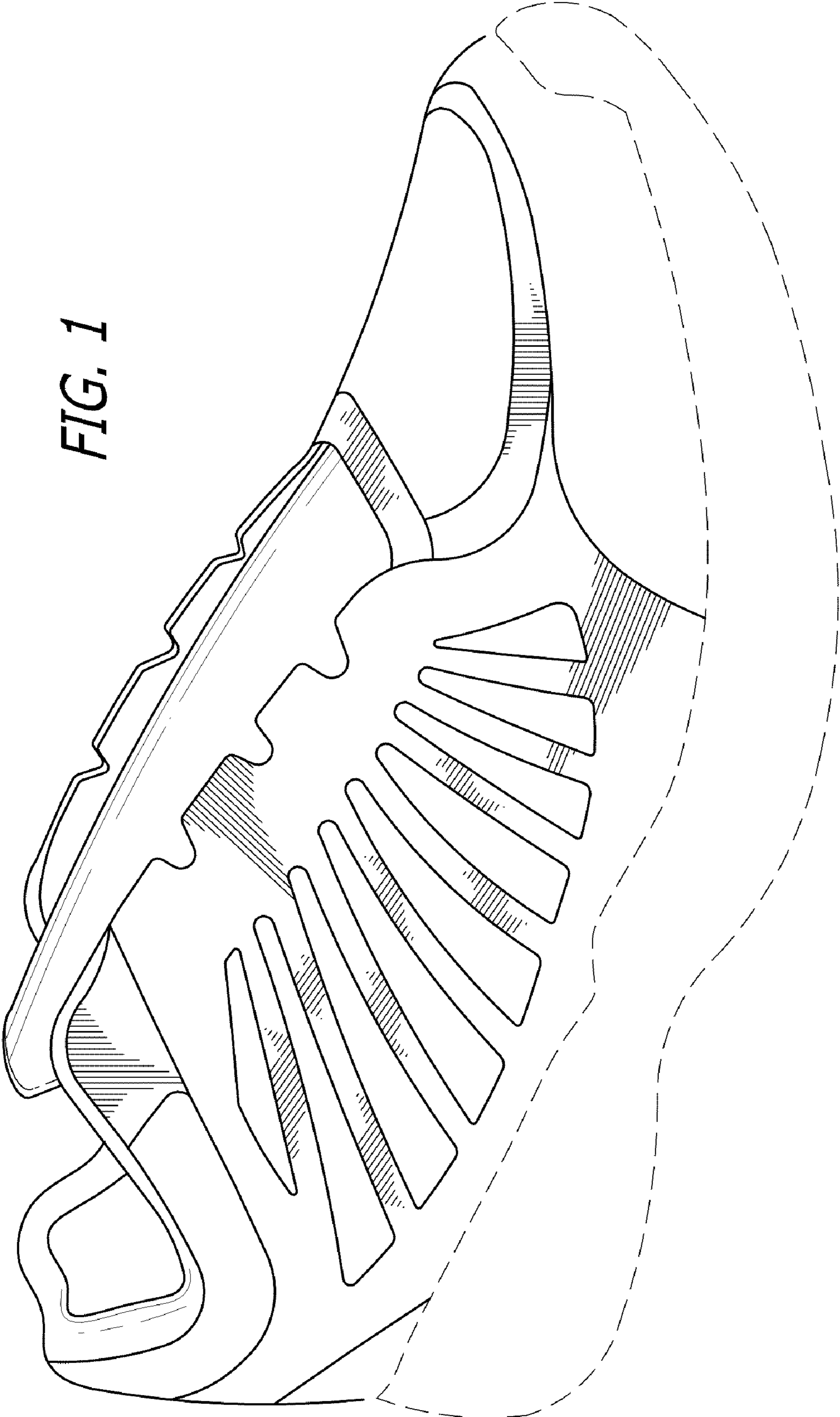
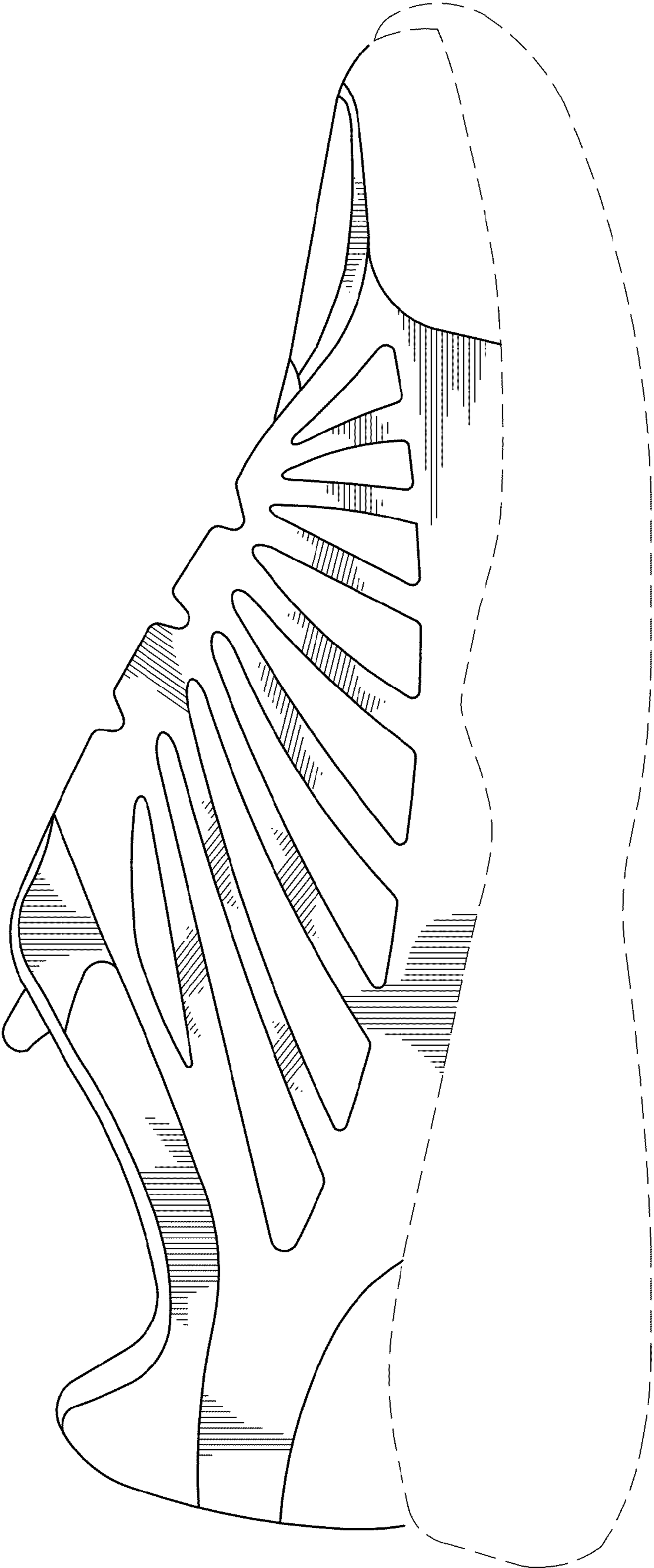


FIG. 2



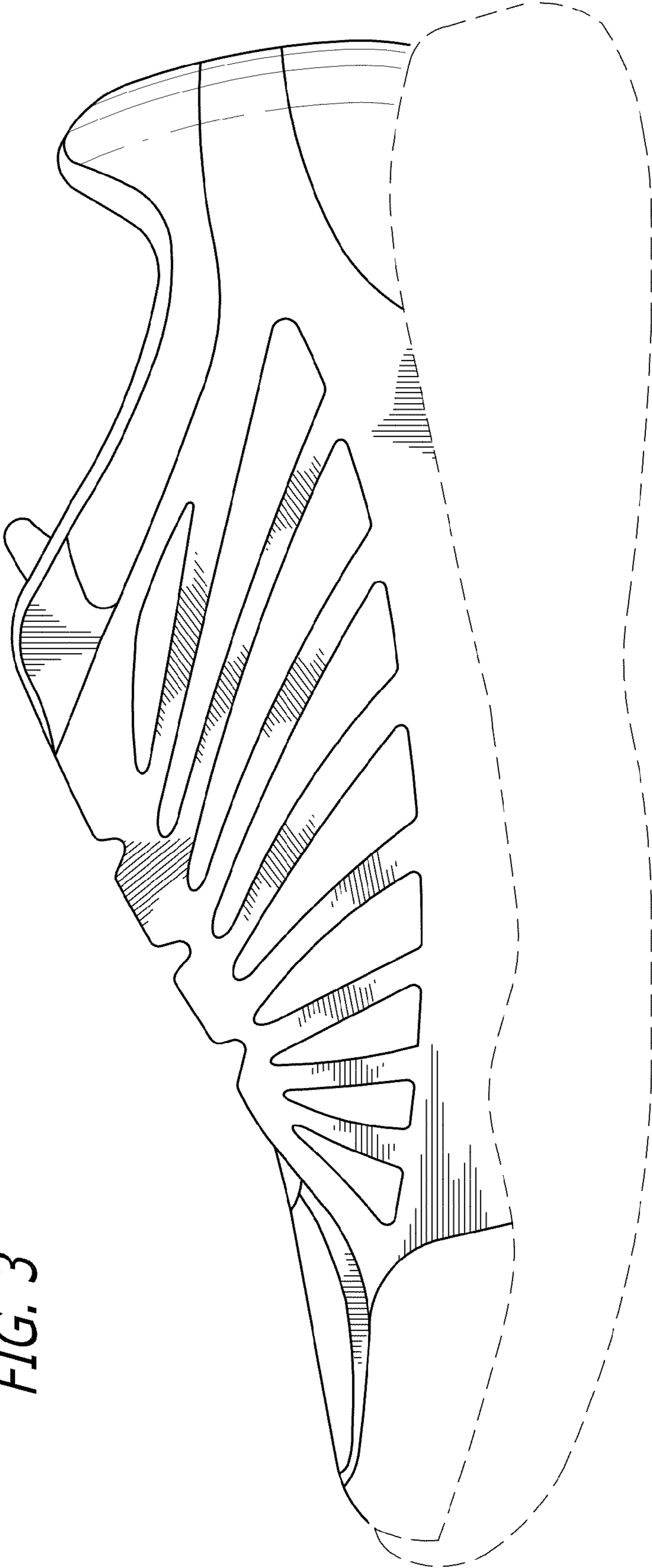


FIG. 3

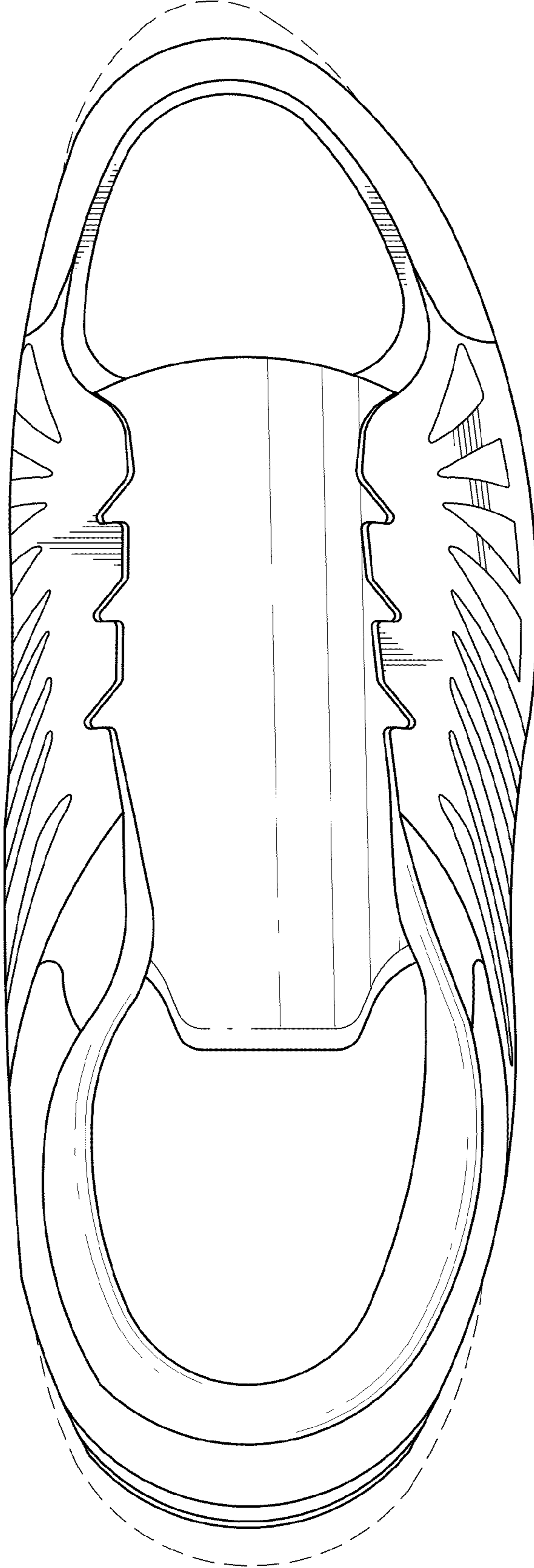


FIG. 4

FIG. 5

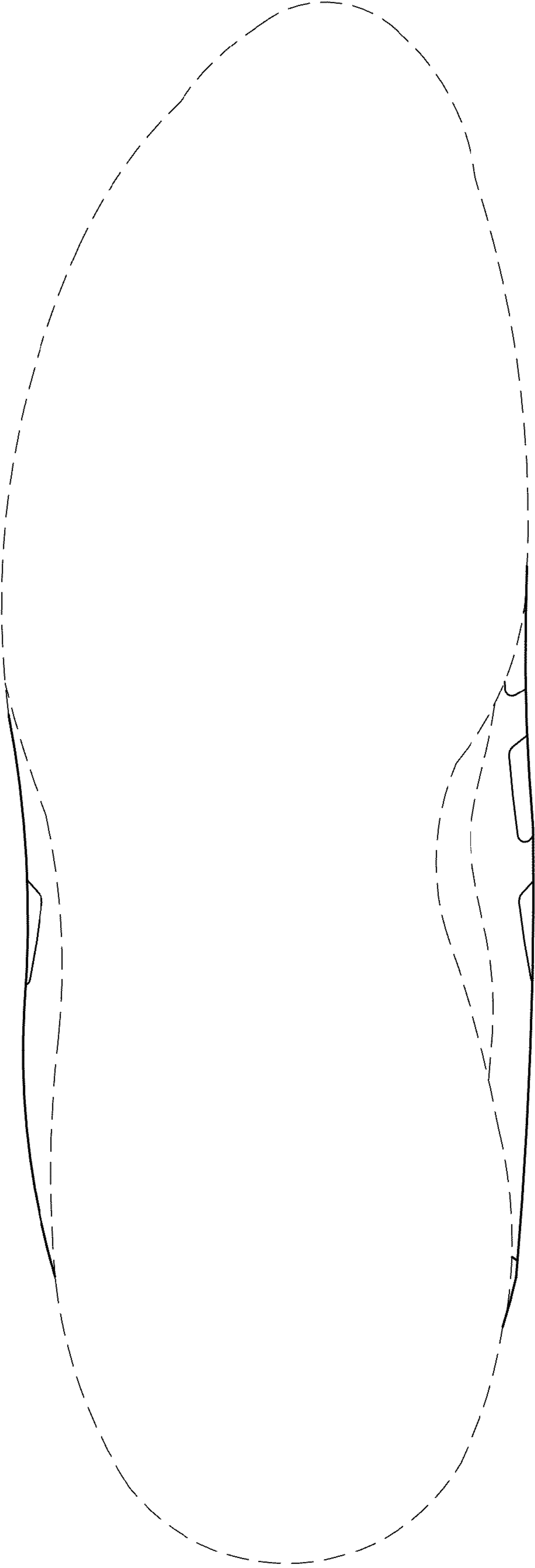


FIG. 7

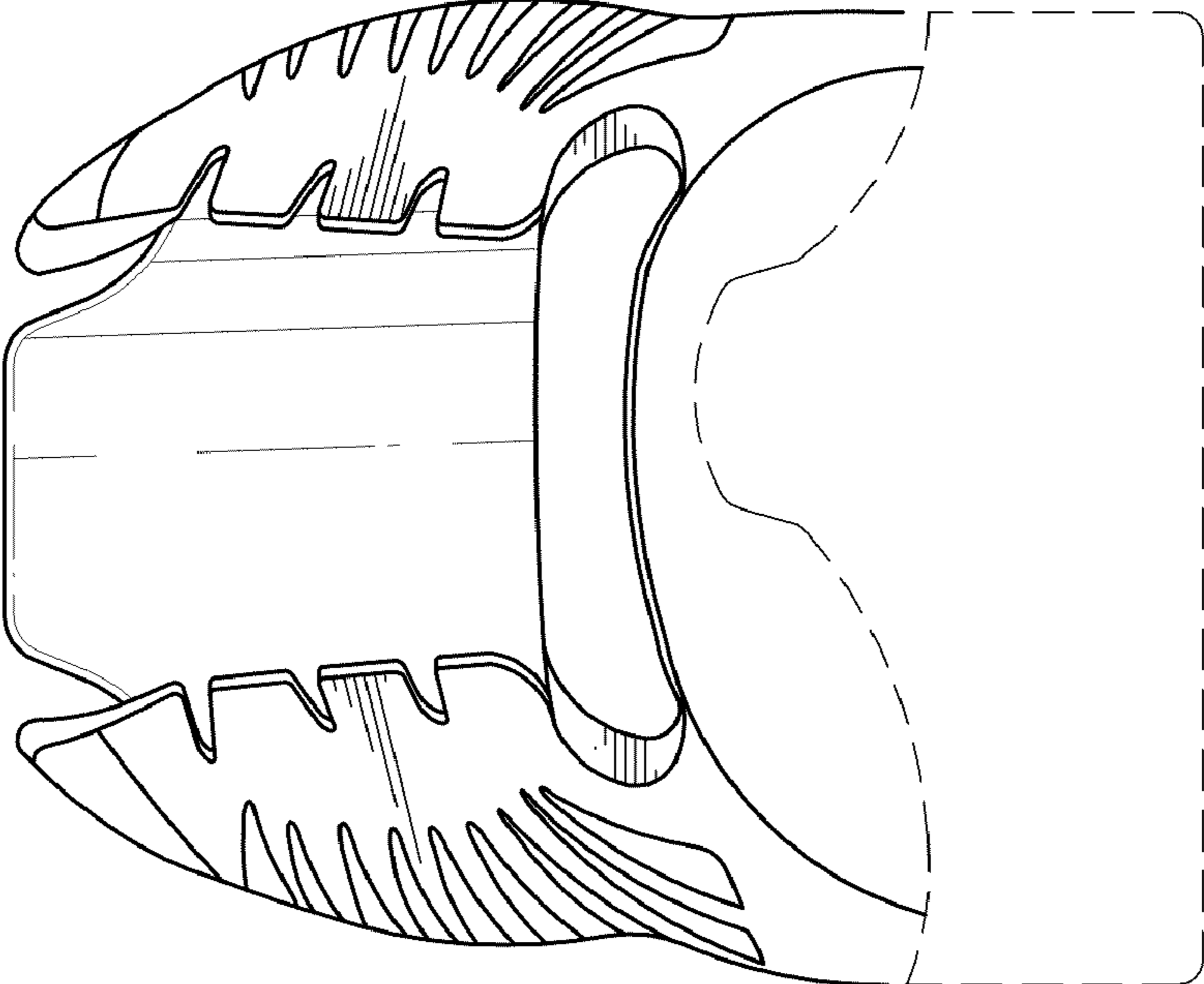


FIG. 6

