



US00D643583S

(12) **United States Design Patent**  
**Duvigneau**

(10) **Patent No.:** **US D643,583 S**

(45) **Date of Patent:** **\*\* Aug. 16, 2011**

(54) **HAMPER WITH COVER**

(75) Inventor: **Nikolai Duvigneau, Zichron Yaacov (IL)**

(73) Assignee: **CURVER Luxembourg Sarl,**  
**Luxembourg (LU)**

(\*\*) Term: **14 Years**

(21) Appl. No.: **29/366,885**

(22) Filed: **Jul. 30, 2010**

(30) **Foreign Application Priority Data**

Feb. 1, 2010 (EM) ..... 1663766-0001

(51) **LOC (9) Cl.** ..... **07-07**

(52) **U.S. Cl.** ..... **D32/37**

(58) **Field of Classification Search** ..... D32/37,  
D32/53; D34/19, 9, 7; D7/638; 220/676,  
220/770, 771, 780-783, 908-911, 913; D3/307-309,  
D3/314, 304; 206/505, 515, 518

See application file for complete search history.

(56) **References Cited**

**U.S. PATENT DOCUMENTS**

5,242,074 A \* 9/1993 Conaway et al. .... 220/840  
D344,167 S \* 2/1994 Hobson et al. .... D32/37  
5,356,024 A \* 10/1994 Ho et al. .... 220/9.2  
5,464,113 A \* 11/1995 Ho et al. .... 220/9.2  
5,535,914 A \* 7/1996 Badalamenti et al. .... 220/495.1  
D409,806 S \* 5/1999 France ..... D32/37  
D457,280 S \* 5/2002 Sofy ..... D32/37

D520,750 S \* 5/2006 Post et al. .... D3/306  
2006/0261062 A1 \* 11/2006 Li ..... 220/9.2  
2010/0032431 A1 \* 2/2010 Schatz ..... 220/23.87

\* cited by examiner

*Primary Examiner* — T. Chase Nelson

*Assistant Examiner* — Ania Dworzecka

(74) *Attorney, Agent, or Firm* — Workman Nydegger

(57) **CLAIM**

The ornamental design for a hamper with cover, as shown and described.

**DESCRIPTION**

FIG. 1 is a perspective view of a hamper with cover showing the new design;

FIG. 2 is a front elevational view of the hamper with cover shown in FIG. 1, with the rear elevational view being identical to the front elevational view;

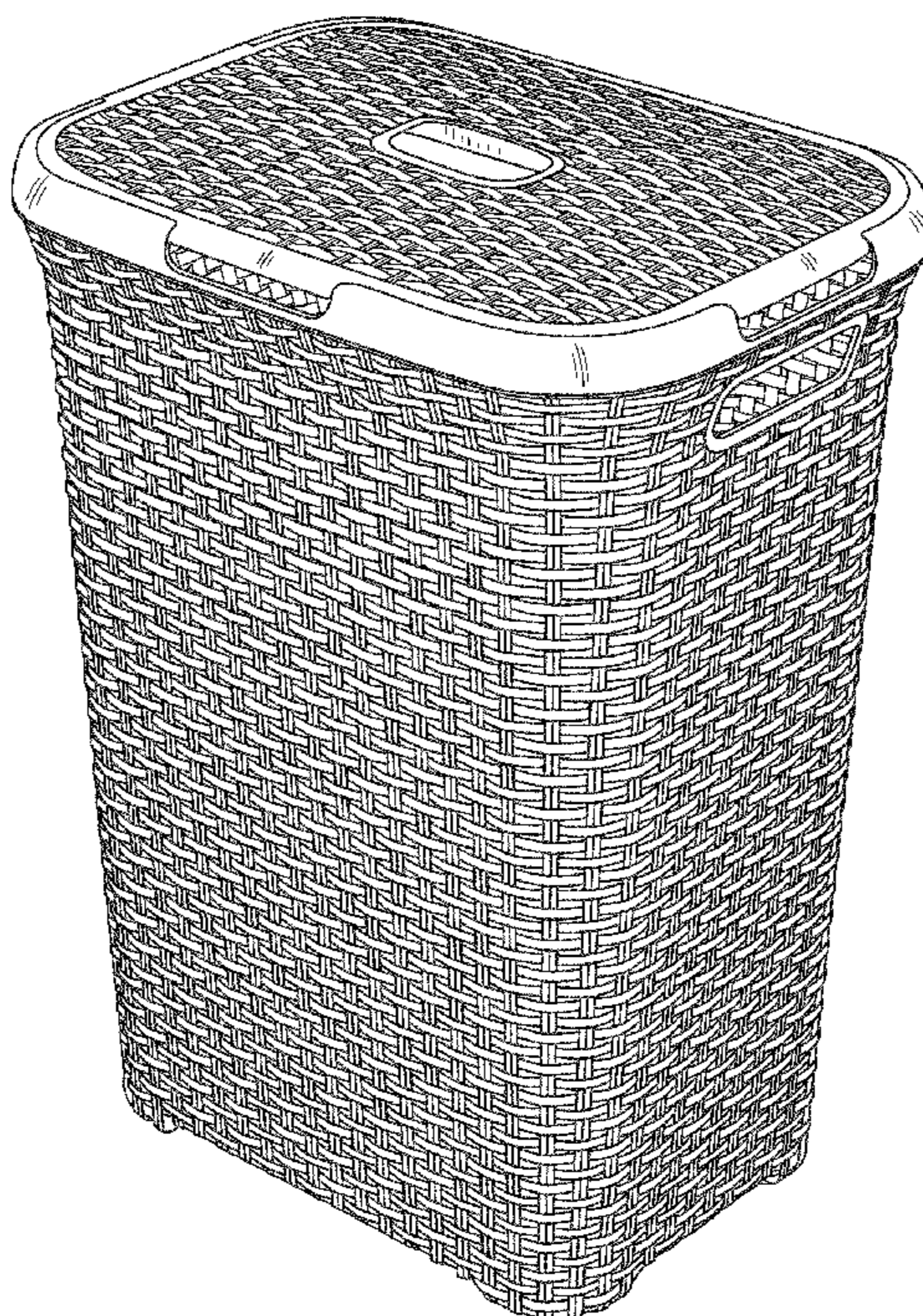
FIG. 3 is a side elevational view of the hamper with cover shown in FIG. 1, with the other side elevational view being a mirror image; and

FIG. 4 is a top view of the hamper with cover shown in FIG. 1; and,

FIG. 5 is an enlarged view of the exterior structure of the hamper with cover shown in FIG. 2, with the enlarged view of the exterior structure of the hamper with cover being identical in the rear elevational view, the side elevational views, and the top view.

The broken line in FIGS. 2 and 5 show the boundaries of the enlarged, partial FIG. 5 view, and form no part of the claimed design.

**1 Claim, 5 Drawing Sheets**



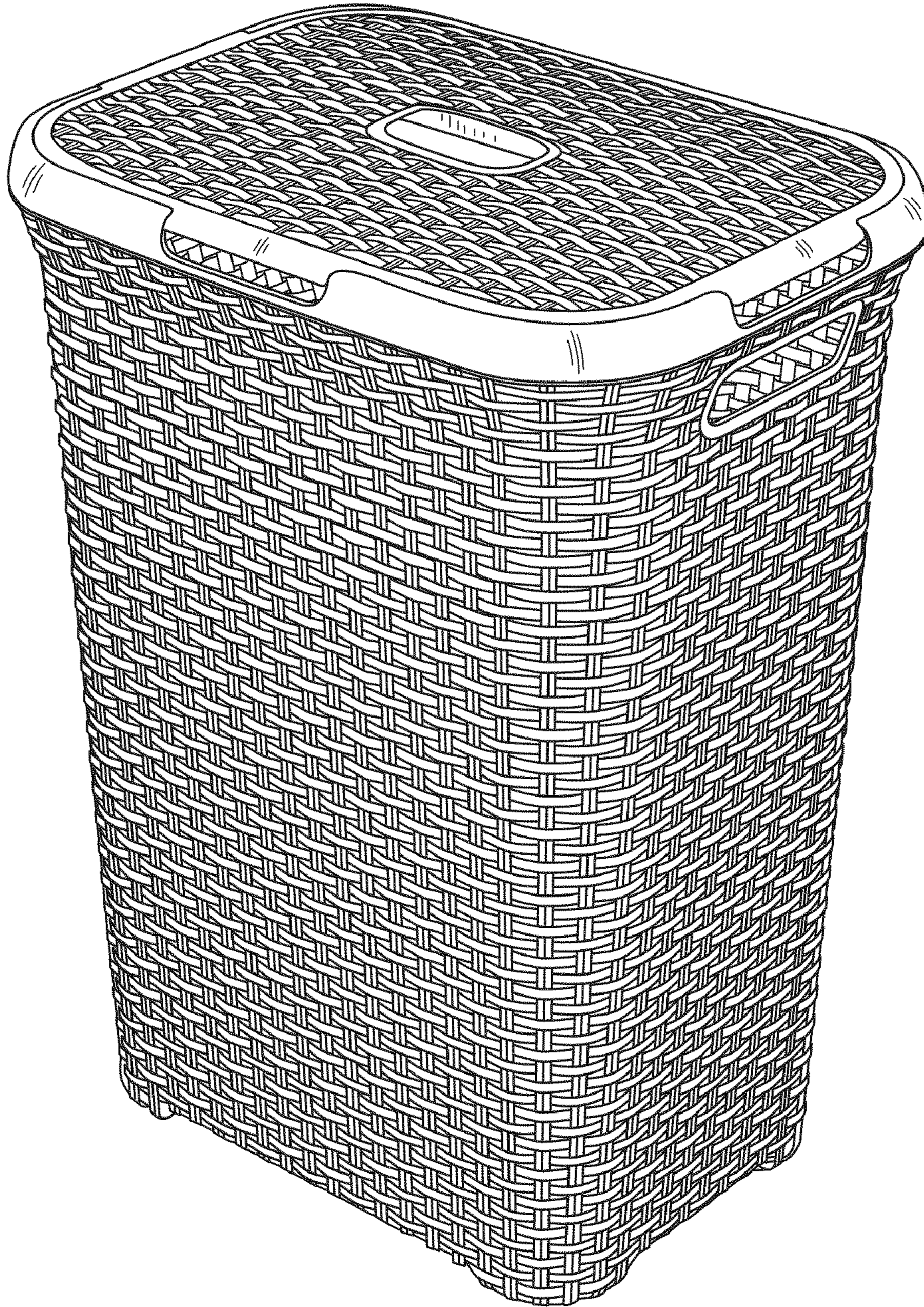


FIG.1

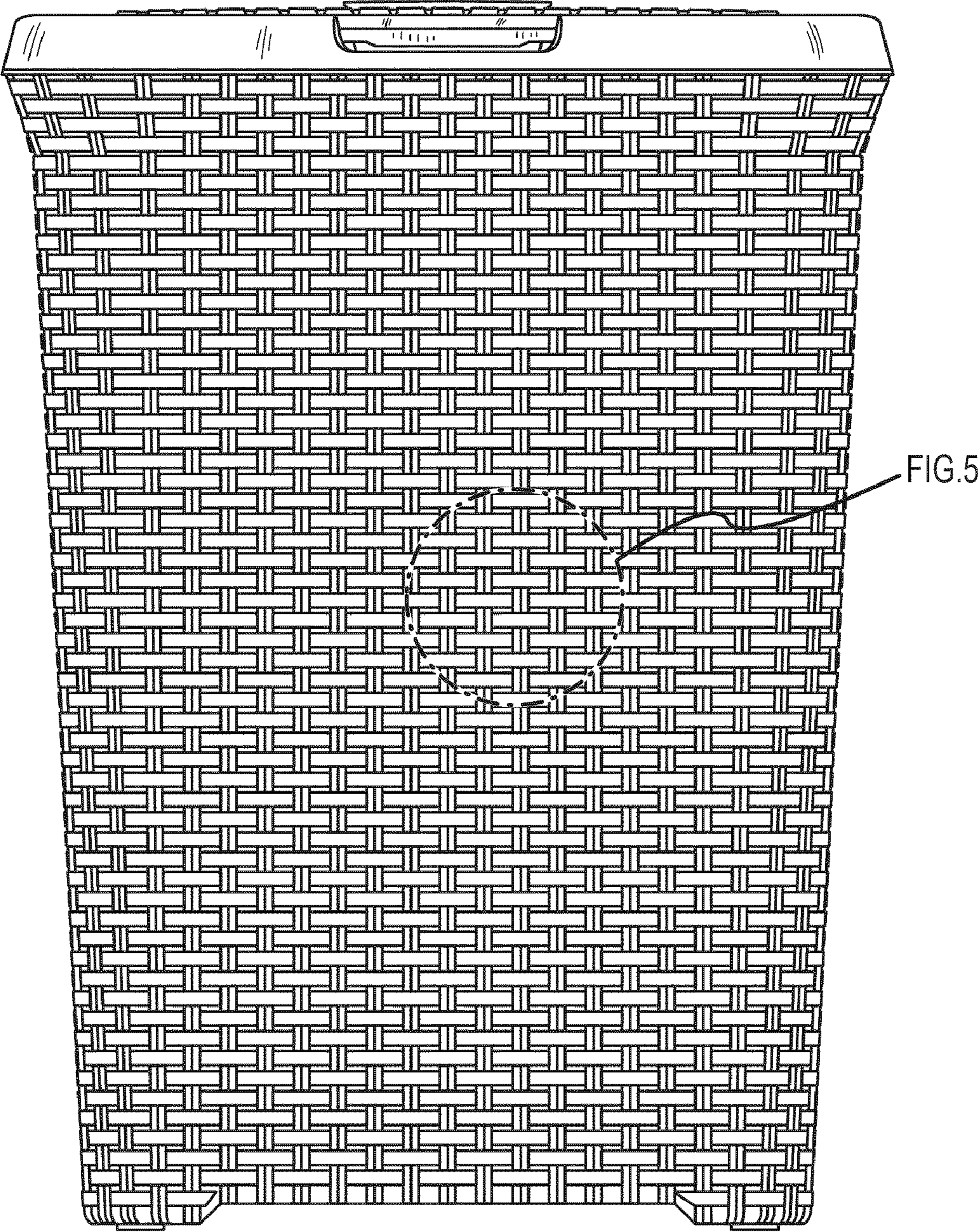


FIG. 2




FIG.3

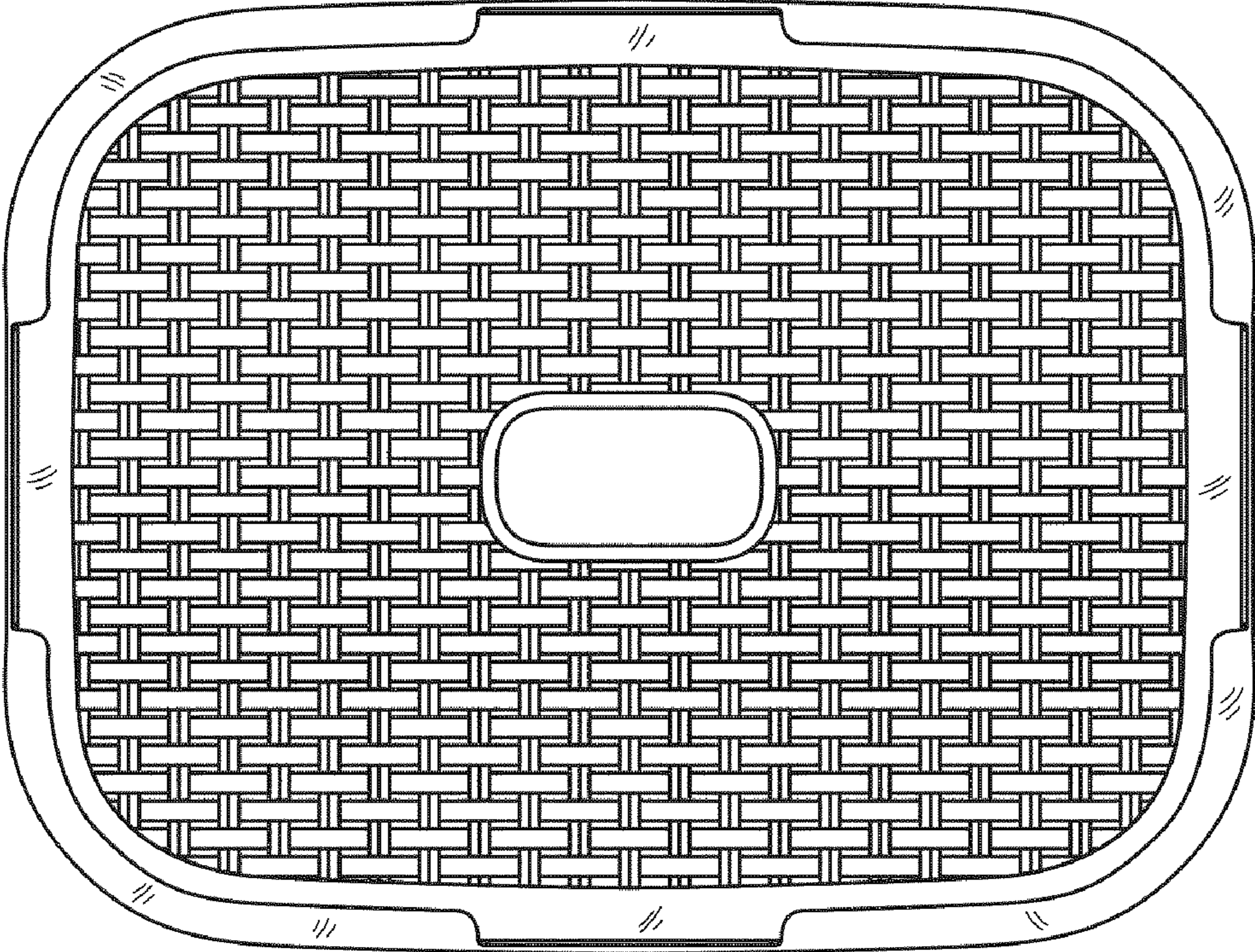


FIG.4

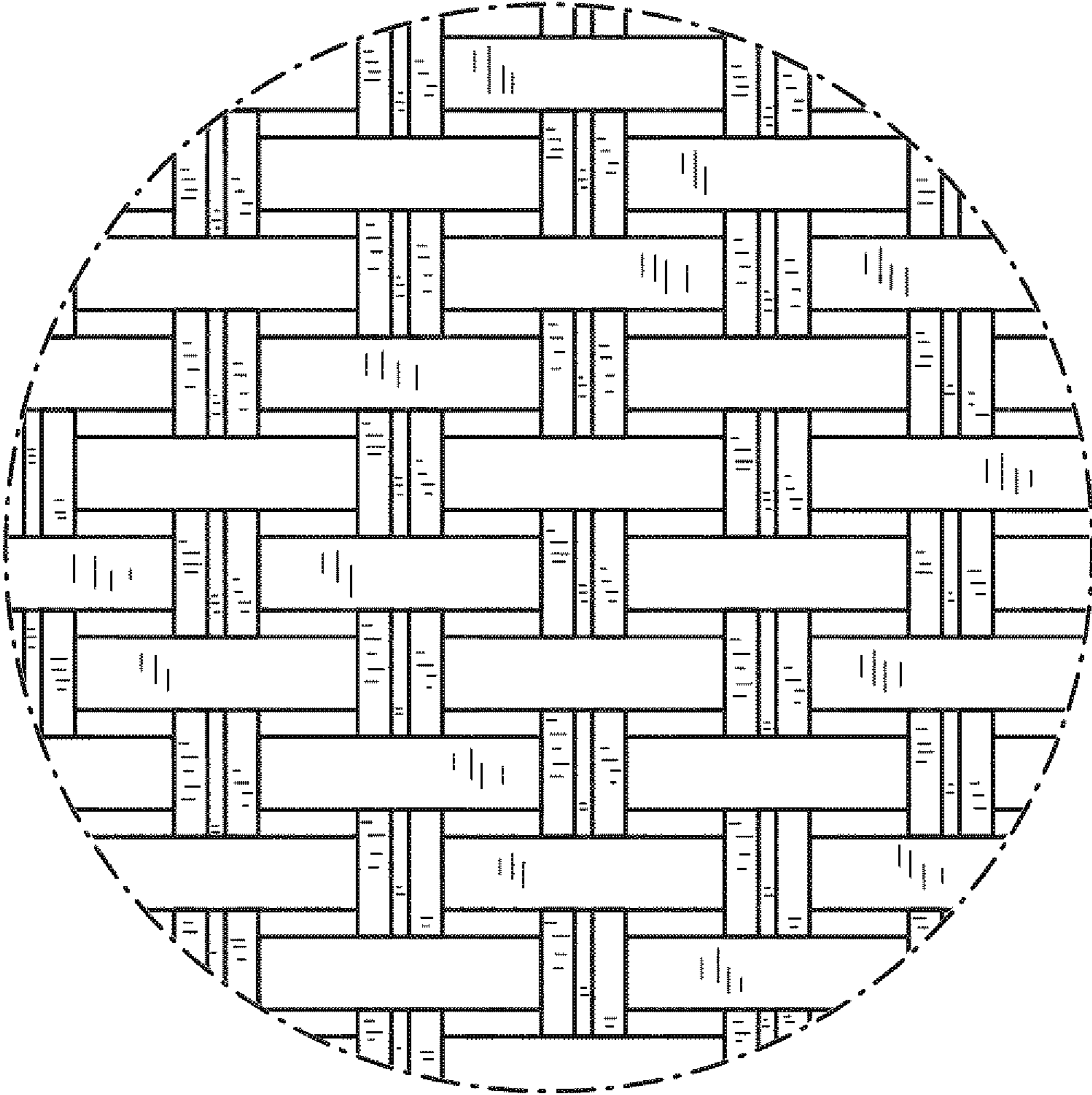


FIG.5