



US00D643564S

(12) **United States Design Patent**  
**Gilad**

(10) **Patent No.:** **US D643,564 S**

(45) **Date of Patent:** **\*\* Aug. 16, 2011**

(54) **LIGHTING DEVICE**

(75) **Inventor:** **Ron Gilad**, Brescia (IT)

(73) **Assignee:** **FLOS S.p.A.**, Brescia (IT)

(\*\*) **Term:** **14 Years**

(21) **Appl. No.:** **29/376,779**

(22) **Filed:** **Oct. 12, 2010**

(30) **Foreign Application Priority Data**

Apr. 12, 2010 (IT) ..... BS2010O0019

(51) **LOC (9) Cl.** ..... **26-03**

(52) **U.S. Cl.** ..... **D26/87**

(58) **Field of Classification Search** ..... D26/63,  
D26/68, 85, 87, 92; 362/147, 404-408, 431,  
362/432

See application file for complete search history.

(56) **References Cited**

**U.S. PATENT DOCUMENTS**

D177,715 S *	5/1956	Clemens	.....	D26/87
D232,966 S *	9/1974	Shemitz	.....	D26/87
D340,780 S *	10/1993	Porter	.....	D26/80
D419,713 S *	1/2000	Diaz-Azcuy	.....	D26/87
D495,082 S *	8/2004	Marchand	.....	D26/65
D535,428 S *	1/2007	Flores et al.	.....	D26/87
D536,472 S *	2/2007	Tsai	.....	D26/87

D563,013 S *	2/2008	Levine	.....	D26/63
D581,571 S *	11/2008	Levine	.....	D26/63
D590,977 S *	4/2009	Mullen	.....	D26/62
D592,341 S *	5/2009	Fan	.....	D26/63

**OTHER PUBLICATIONS**

ALMA 3-Light wall sconce #SC-3ALM-05 from the Quintessentials collection on p. 257 of the Eurofase Illuminations catalog #EF-09, © 2009. (2 pages-includes rear cover of catalog).\*

KASPER 7-light wall sconce #14758-010 from the Form and Function collection on p. 61 of the Eurofase Fundamentals catalog #FUND-10, © 2010. (2 pages-includes rear cover of catalog).\*

\* cited by examiner

*Primary Examiner* — Clare E Heflin

(74) *Attorney, Agent, or Firm* — Birch, Stewart, Kolasch & Birch, LLP

(57) **CLAIM**

The ornamental design for a lighting device, as shown and described.

**DESCRIPTION**

FIG. 1 is a rear perspective view of the lighting device showing my new design;

FIG. 2 is a right side elevation view thereof;

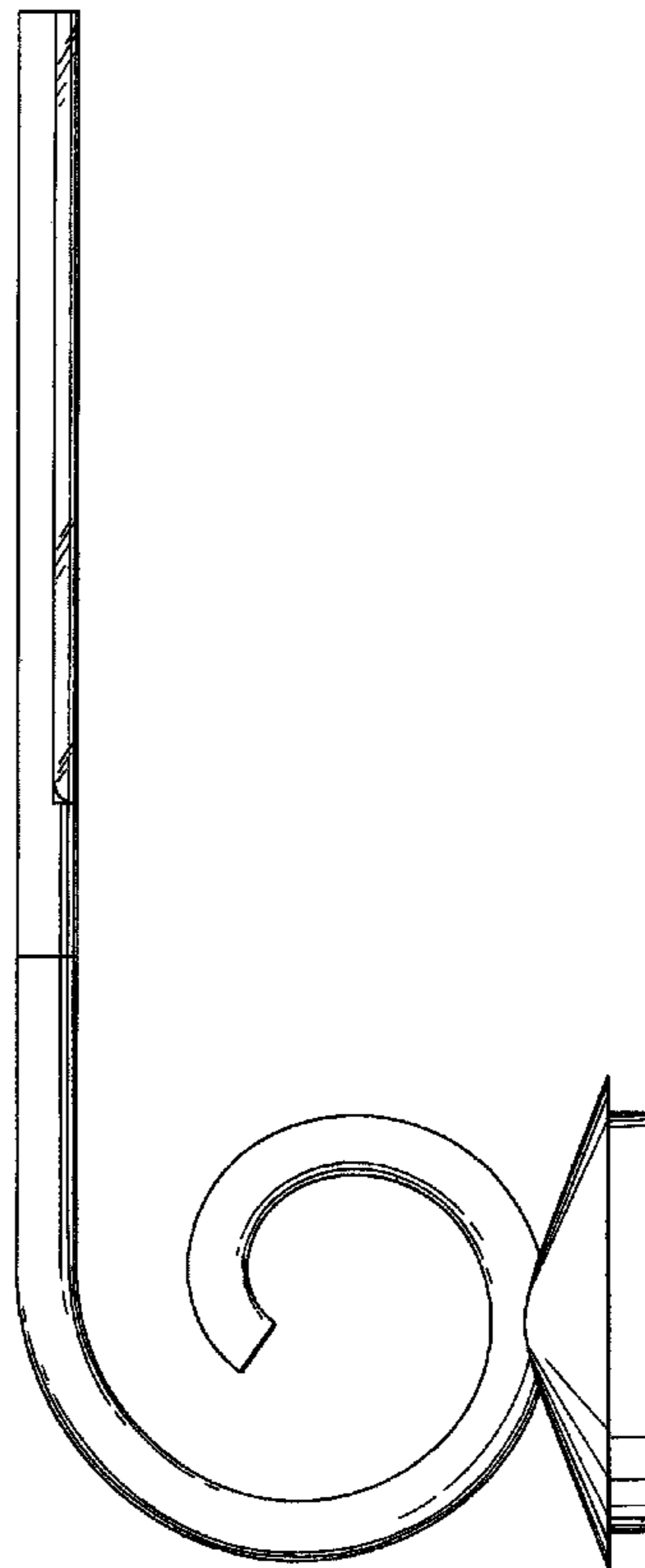
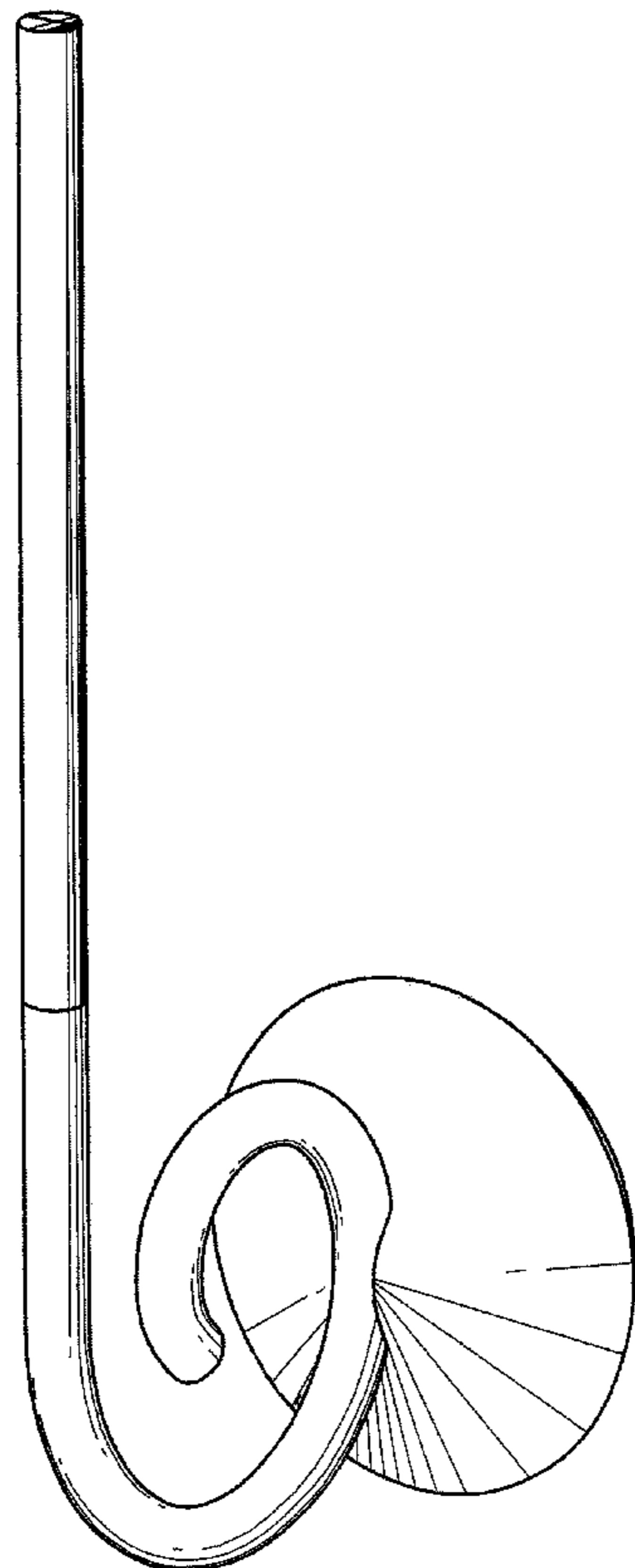
FIG. 3 is a rear elevation view thereof;

FIG. 4 is a front elevational view thereof;

FIG. 5 is a top plan view thereof; and,

FIG. 6 is a bottom plan view thereof.

**1 Claim, 6 Drawing Sheets**






FIG. 1

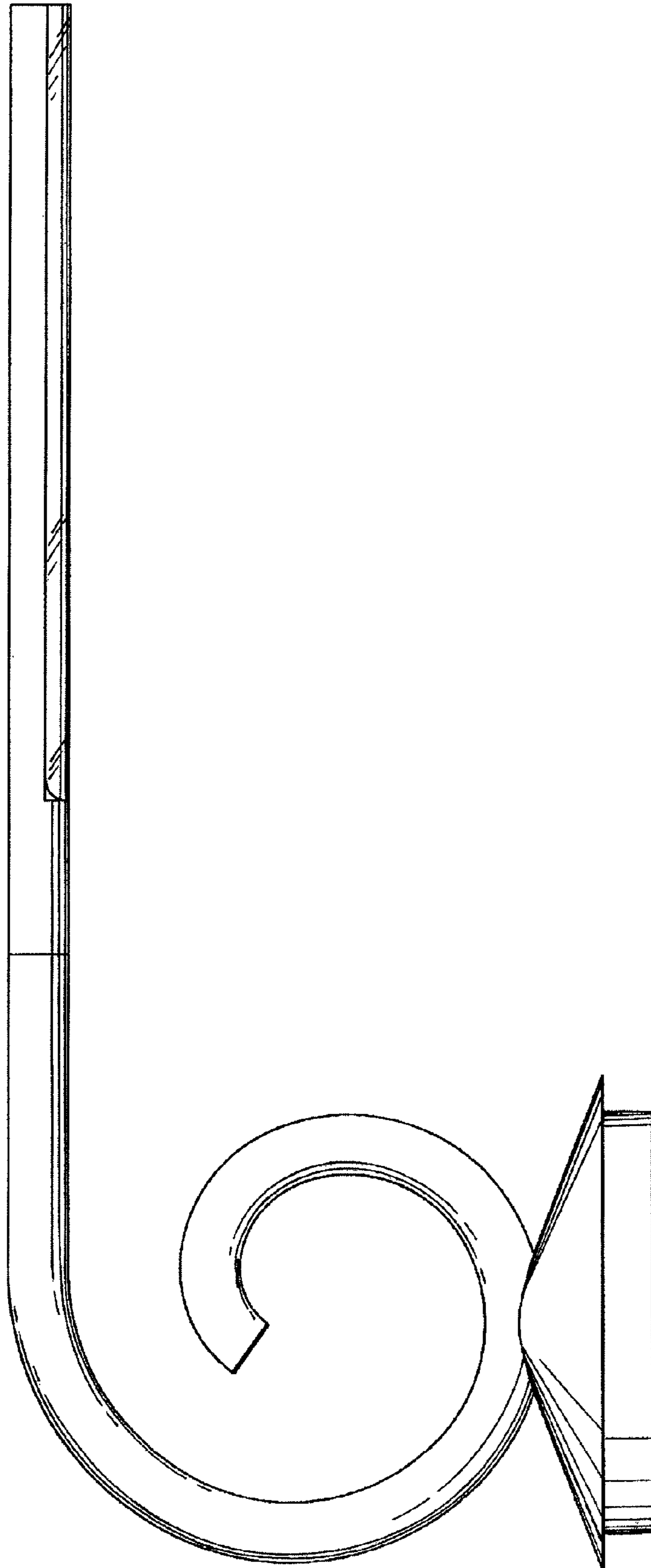


FIG. 2

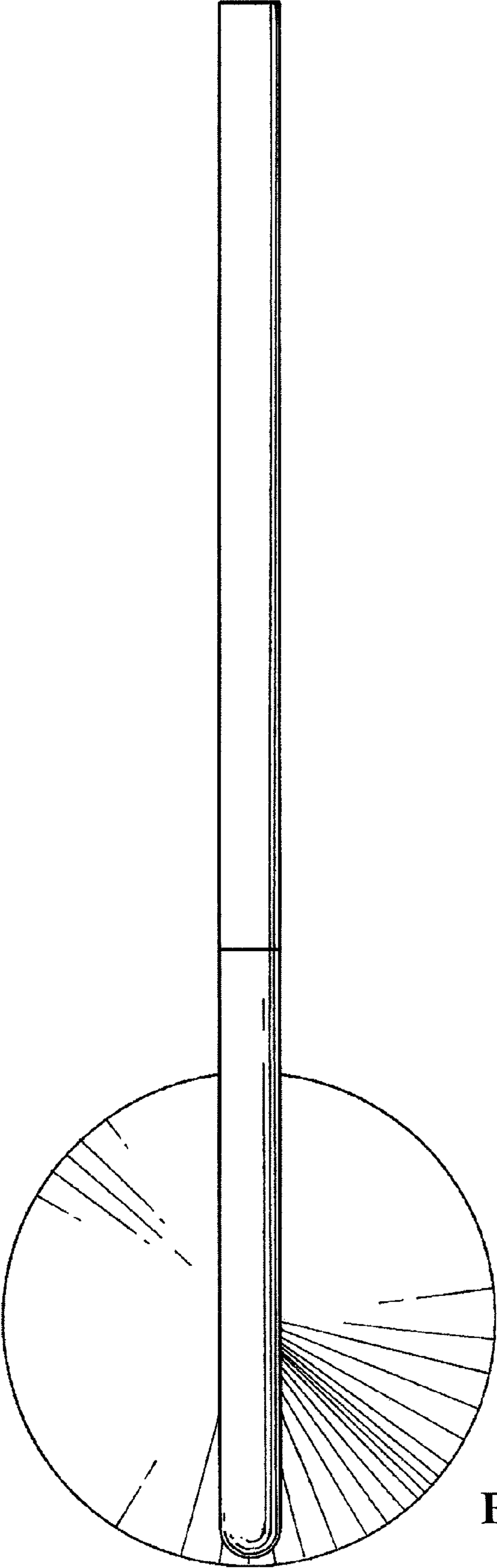


FIG. 3

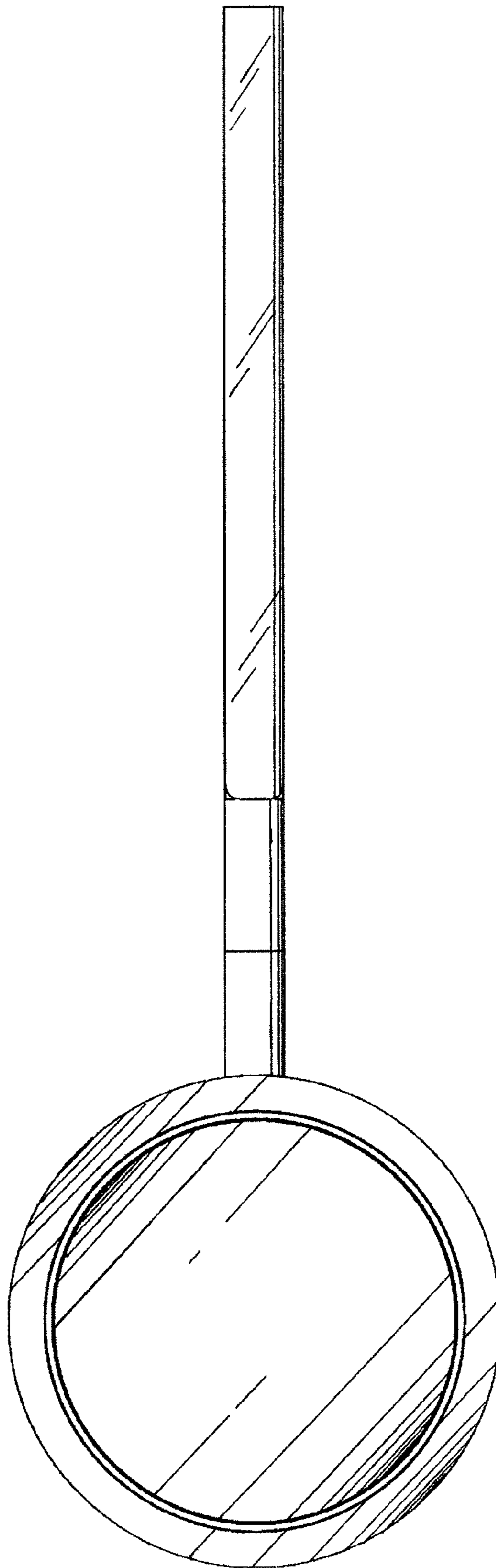


FIG. 4

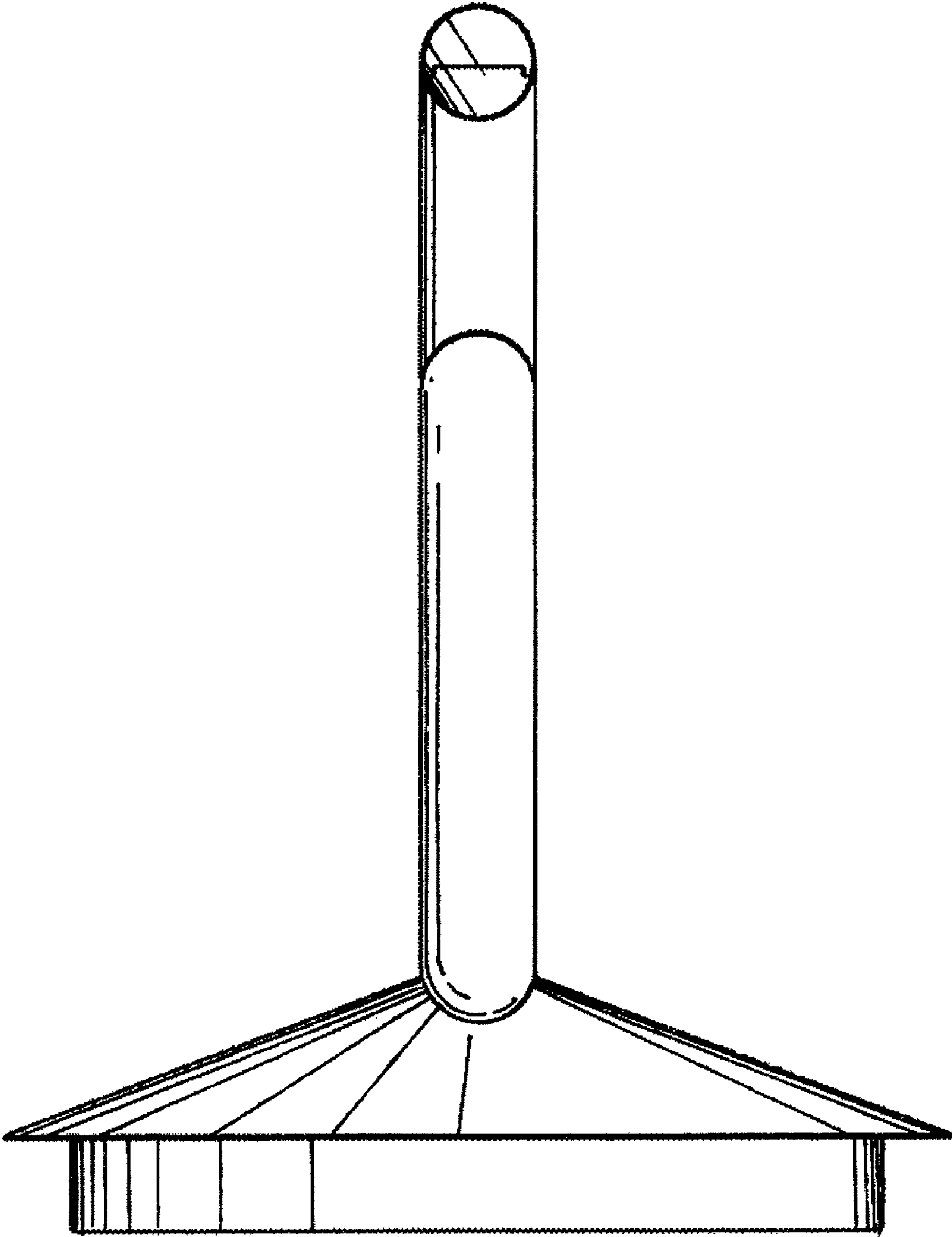


FIG. 5



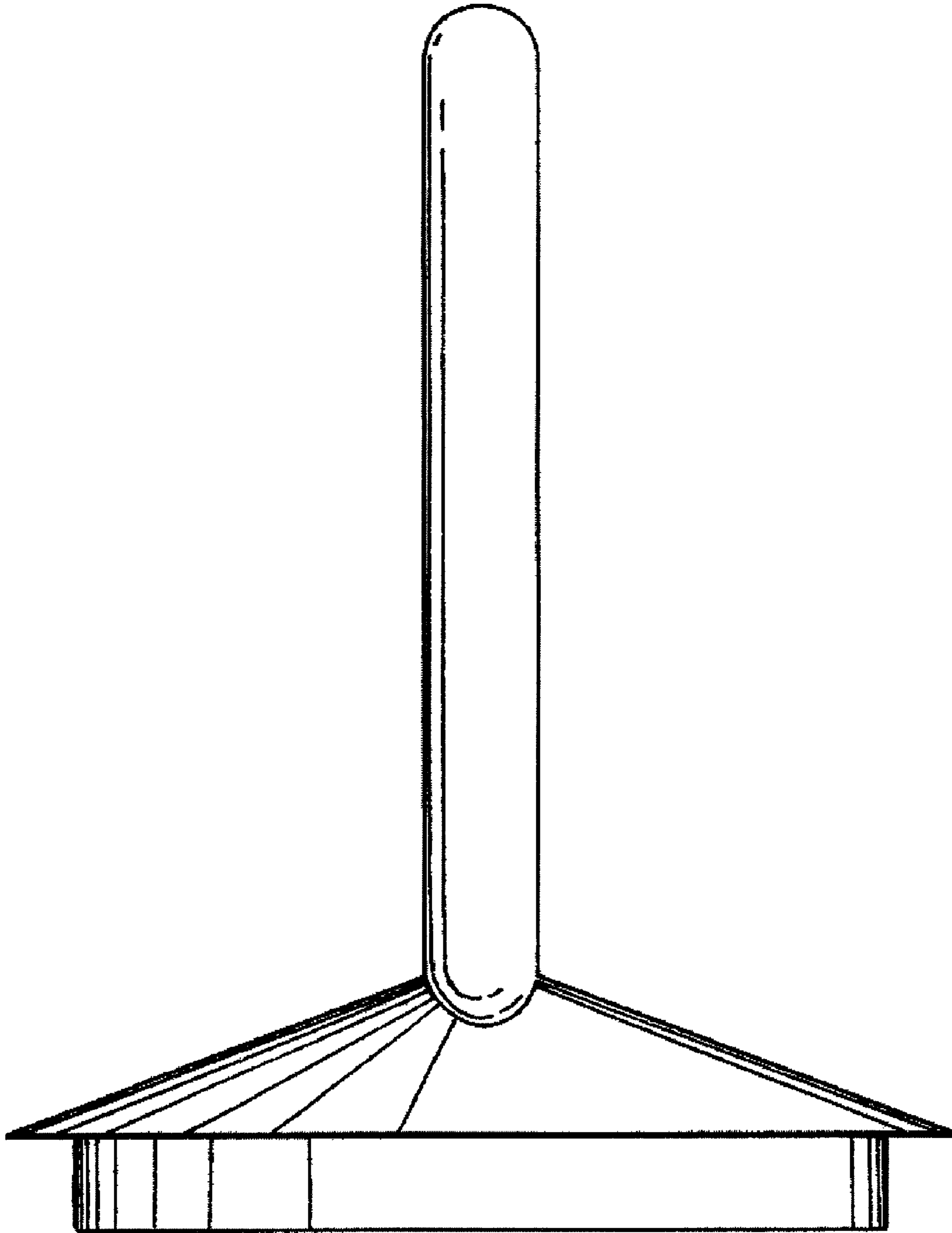


FIG. 6