



US00D643549S

(12) **United States Design Patent**
Lei

(10) **Patent No.:** **US D643,549 S**
(45) **Date of Patent:** **** Aug. 16, 2011**

(54) **INTERLOCKING TILE WITH WOOD
GRAINY TOP SURFACE**

DESCRIPTION

(75) Inventor: **Huamin Lei**, Brownsburg, IN (US)
(73) Assignee: **Polymart International, LLC**,
Brownsburg, IN (US)
(**) Term: **14 Years**
(21) Appl. No.: **29/348,851**
(22) Filed: **Feb. 16, 2010**
(51) **LOC (9) Cl.** **25-01**
(52) **U.S. Cl.** **D25/150**
(58) **Field of Classification Search** D25/145,
D25/150, 157, 158, 163, 138, 113; 52/306,
52/311.1, 311.2, 314, 316, 390, 384, 392,
52/403.1, 386, 391, 605, 602, 579, 588.1,
52/591.4, 600; 428/38, 50, 49, 106; 404/34,
404/39, 42, 46, 41, 50
See application file for complete search history.

FIG. 1 is a top perspective view of an interlocking tile with wood grainy top surface according to the present invention; FIG. 2 is a bottom perspective view of an interlocking tile with wood grainy top surface of FIG. 1; FIG. 3 is a top view of the interlocking tile with wood grainy top surface of FIG. 1; FIG. 4 is a bottom view of the interlocking tile with wood grainy top surface of FIG. 1; FIG. 5 is a left side elevation view of the interlocking tile with wood grainy top surface of FIG. 1; FIG. 6 is a right side elevation view of the interlocking tile with wood grainy top surface of FIG. 1; FIG. 7 is a front elevation view of the interlocking tile with wood grainy top surface of FIG. 1; FIG. 8 is a rear elevation view of the an interlocking tile with wood grainy top surface of FIG. 1; FIG. 9 is a top perspective view of an alternative embodiment of an interlocking tile with wood grainy top surface according to the present invention; FIG. 10 is a bottom perspective view of the interlocking tile with wood grainy top surface of FIG. 9; FIG. 11 is a top view of the interlocking tile with wood grainy top surface of FIG. 9; FIG. 12 is a bottom view of the interlocking tile with wood grainy top surface of FIG. 9; FIG. 13 is a left side elevation view of the an interlocking tile with wood grainy top surface of FIG. 9; FIG. 14 is a right elevation view of the interlocking tile with wood grainy top surface of FIG. 9; FIG. 15 is a front elevation view of the interlocking tile with wood grainy top surface of FIG. 9; and, FIG. 16 is a rear elevation view of the interlocking tile with wood grainy top surface of FIG. 9.

(56) **References Cited**

U.S. PATENT DOCUMENTS

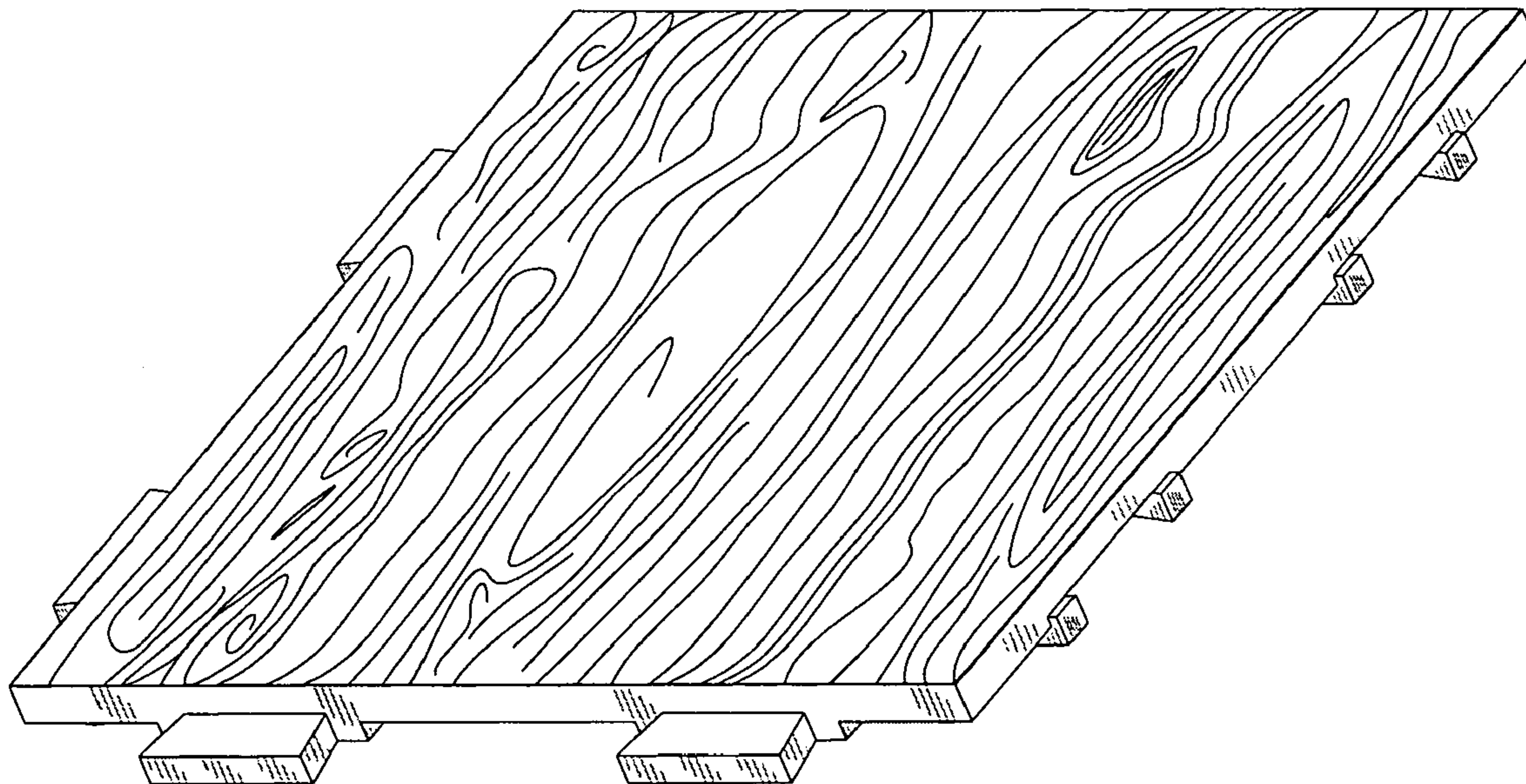
D207,991 S * 6/1967 Selden D25/150
4,033,082 A * 7/1977 Tashiro 52/316
4,416,100 A * 11/1983 Troendle, Sr. 52/390
4,654,243 A * 3/1987 Moench et al. 428/46
2003/0205013 A1* 11/2003 Garcia 52/316
2009/0266019 A1* 10/2009 McIntosh et al. 52/415
* cited by examiner

Primary Examiner — Doris Clark

(57) **CLAIM**

The ornamental design for an interlocking tile with wood grainy top surface, as shown and described.

1 Claim, 12 Drawing Sheets



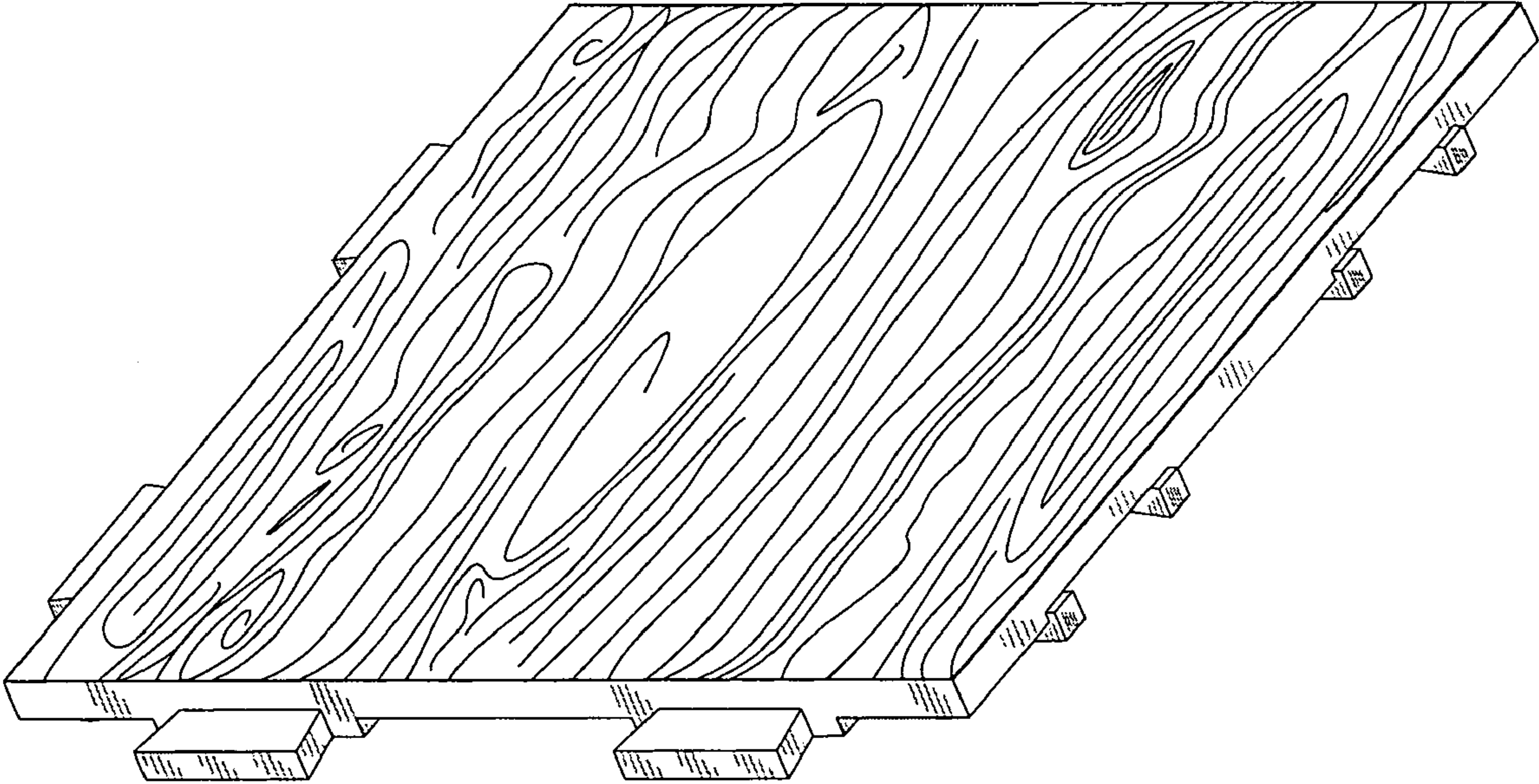


Fig 1




Fig 2

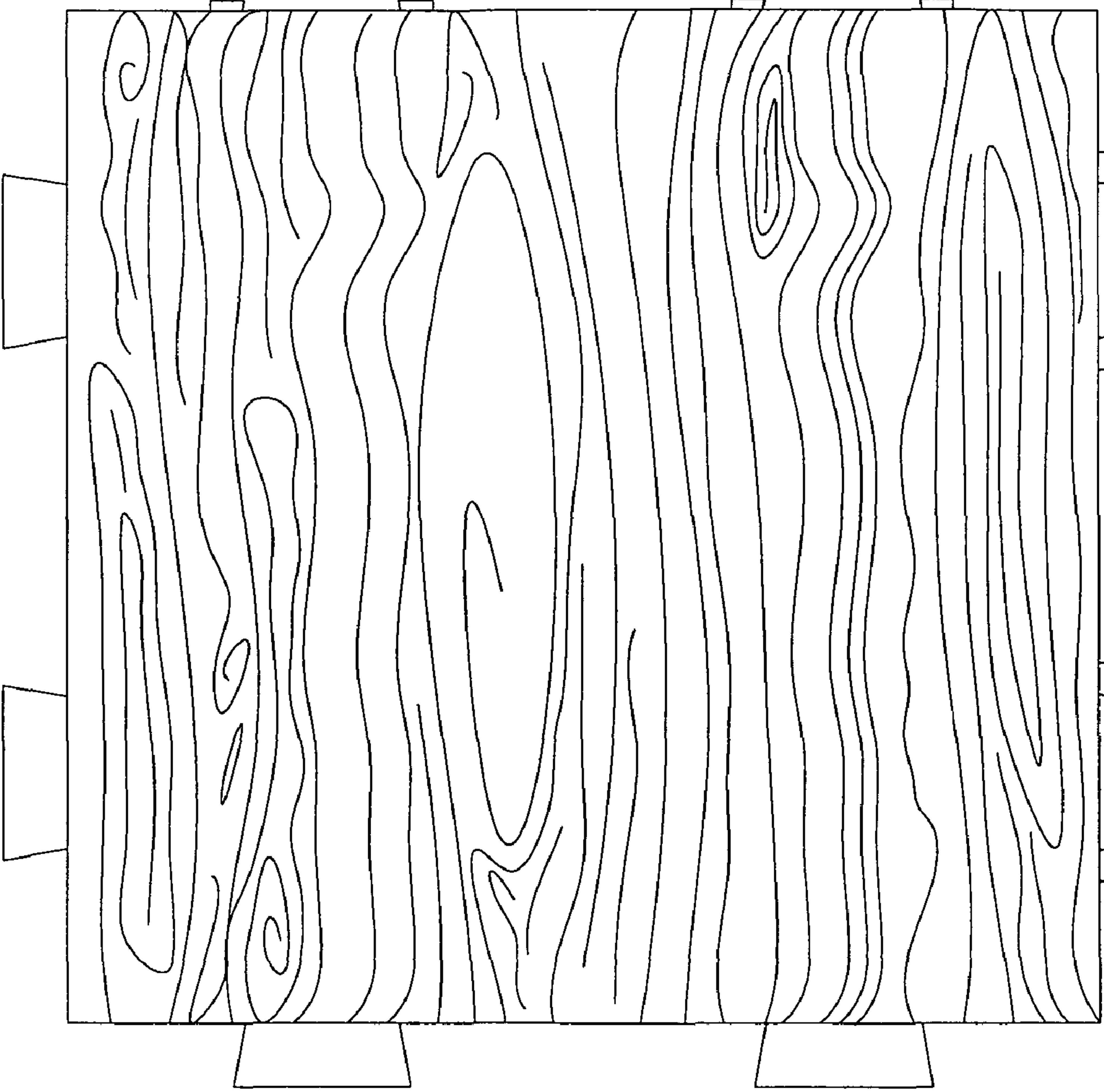


Fig 3

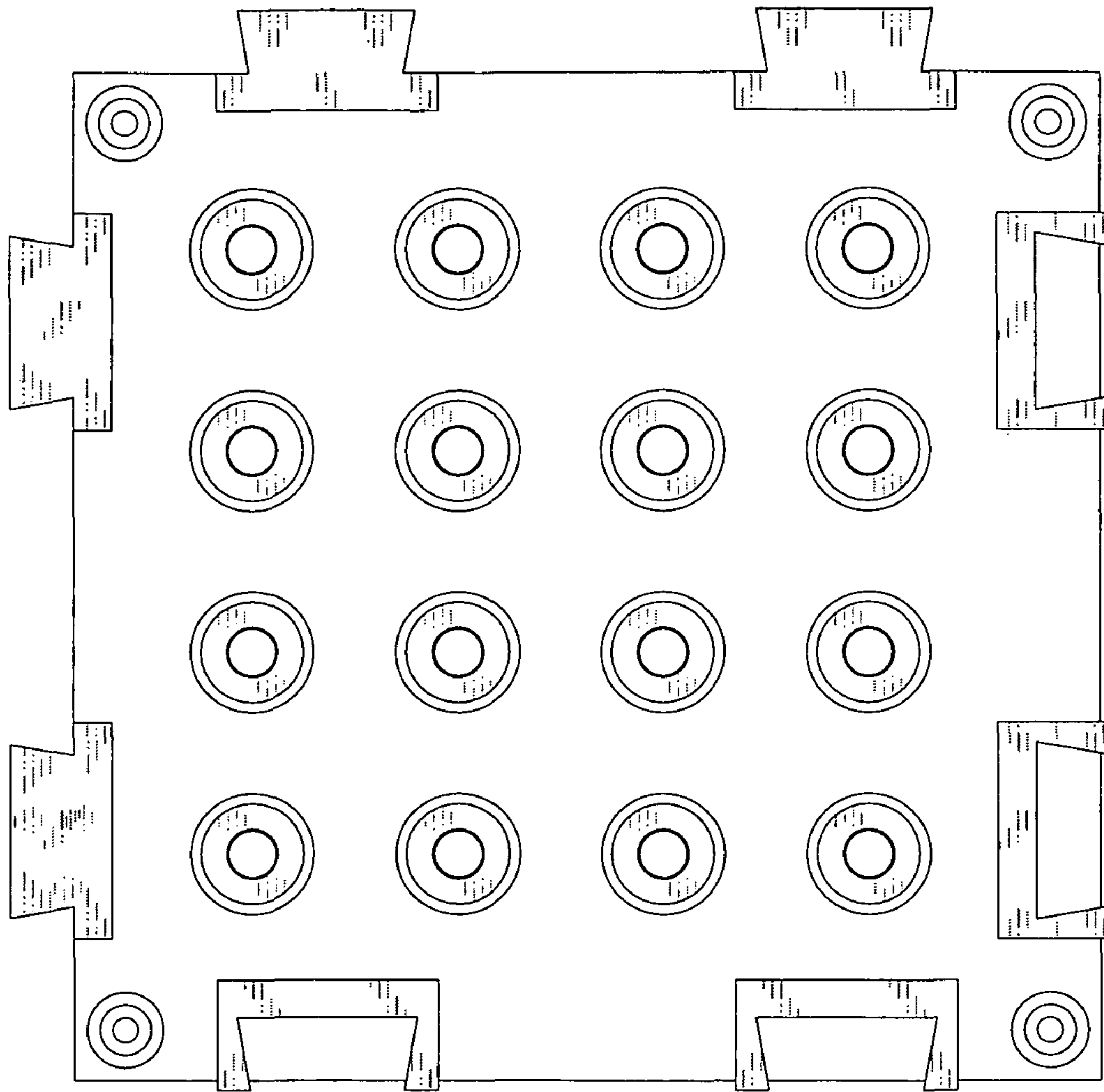


Fig 4

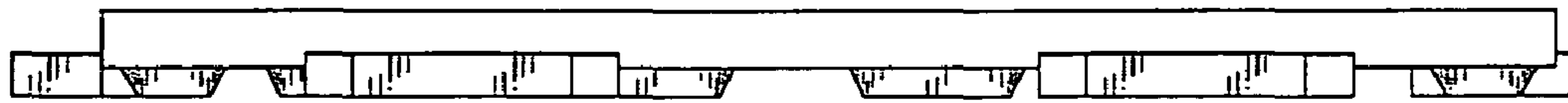


Fig 5




Fig 6

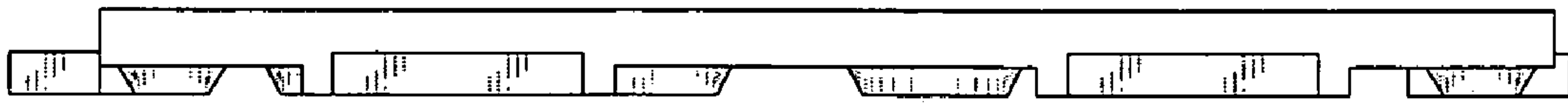


Fig 7




Fig 8

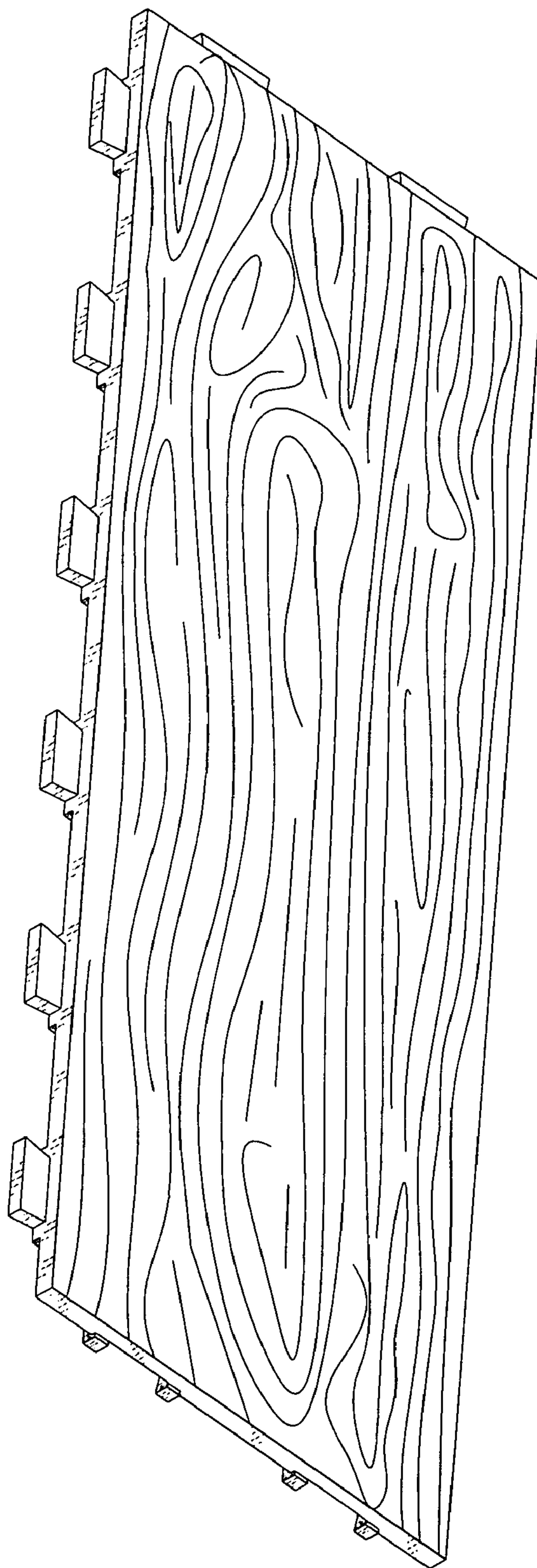


Fig 9

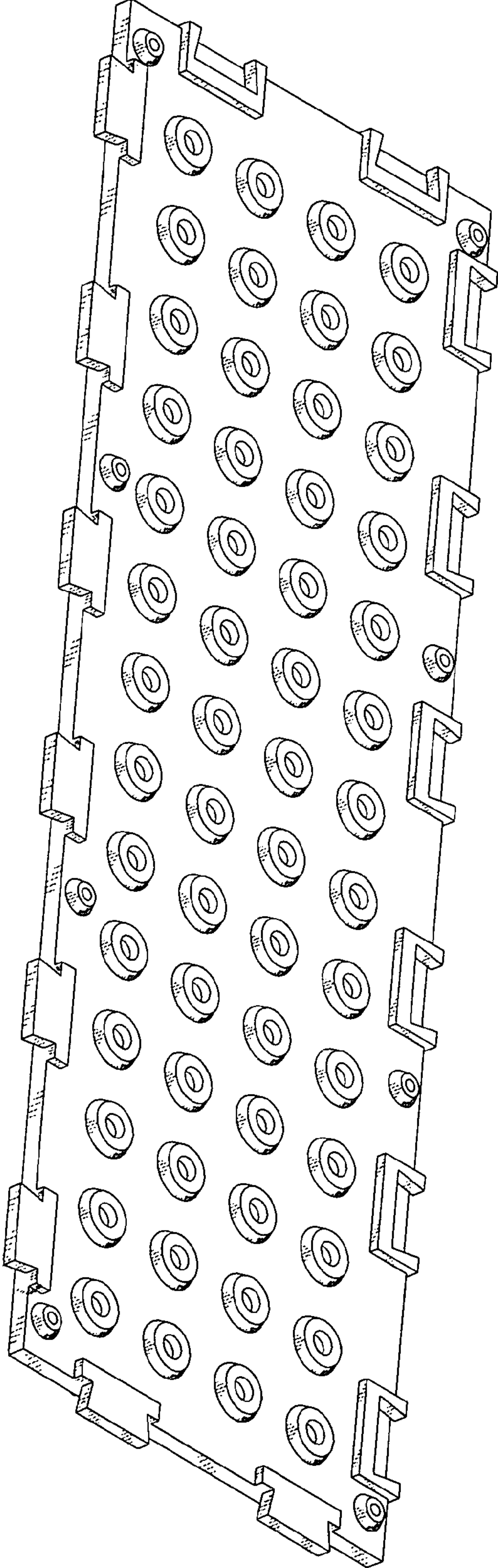


Fig 10




Fig 11

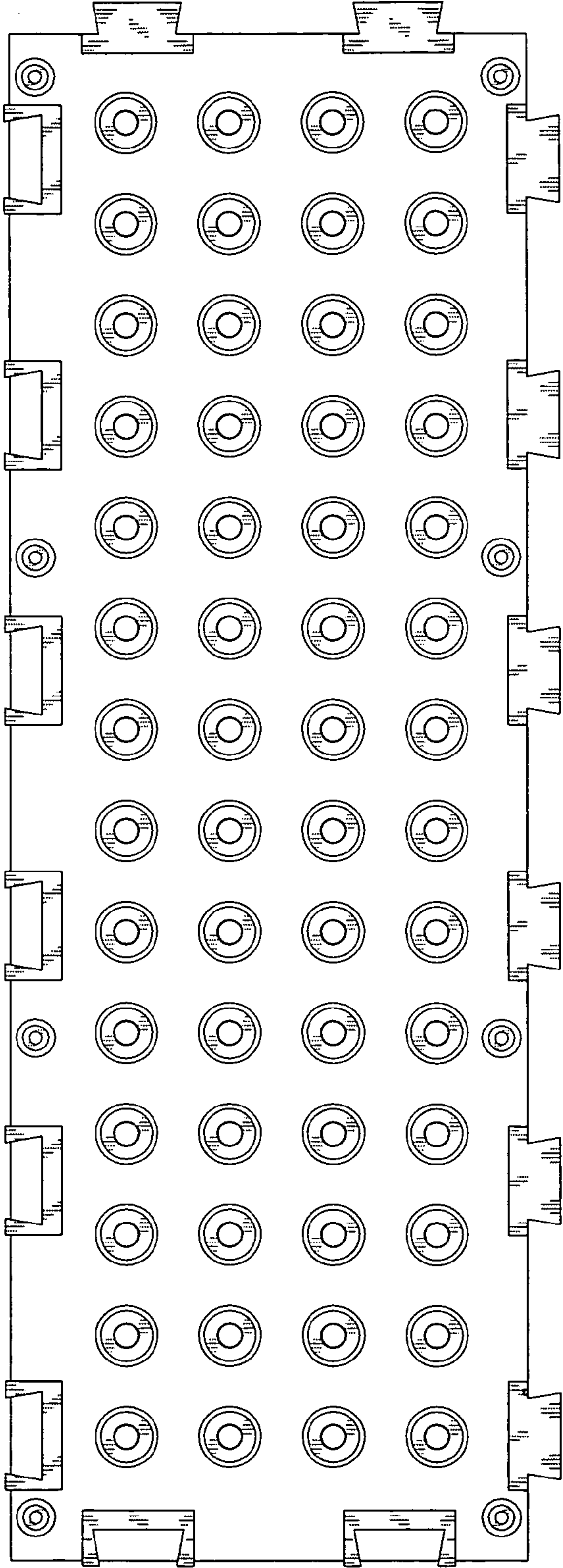


Fig 12



Fig 13

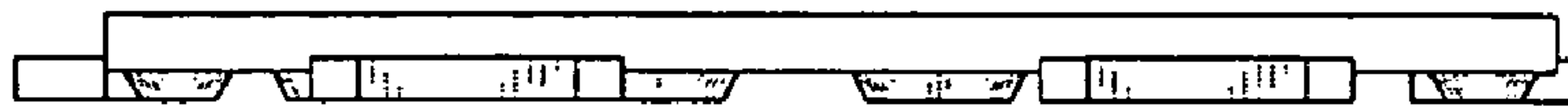


Fig 14



Fig 15



Fig 16