



US00D643544S

(12) **United States Design Patent**  
**Thomassen**

(10) **Patent No.:** **US D643,544 S**

(45) **Date of Patent:** **\*\* Aug. 16, 2011**

(54) **SET OF BLOCKS**

(76) Inventor: **Marcel Thomassen**, Charlemagne (CA)

(\*\*) Term: **14 Years**

(21) Appl. No.: **29/353,873**

(22) Filed: **Mar. 2, 2010**

(51) **LOC (9) Cl.** ..... **25-01**

(52) **U.S. Cl.** ..... **D25/113**

(58) **Field of Classification Search** ..... D25/102,  
D25/112-118, 136, 138, 151, 152, 162, 164;  
D21/484-491, 499-502; 405/16, 17, 33,  
405/35, 286; 52/503-505, 574, 575, 596-612,  
52/435, 475.19; 404/29-31, 34

See application file for complete search history.

(56) **References Cited**

**U.S. PATENT DOCUMENTS**

6,168,347	B1 *	1/2001	Milot et al.	404/34
D494,685	S *	8/2004	Rinninger	D25/113
6,881,463	B2 *	4/2005	Riccobene	428/44
D537,501	S *	2/2007	Riccobene	D25/113
D578,658	S *	10/2008	Keys	D25/113
D603,975	S *	11/2009	Thomassen	D25/113
D606,210	S *	12/2009	Thomassen	D25/113

7,637,688	B2 *	12/2009	Riccobene	404/41
D620,616	S *	7/2010	Ciccarello	D25/113
D622,872	S *	8/2010	Ciccarello	D25/113

\* cited by examiner

*Primary Examiner* — Anhdao Doan

(74) *Attorney, Agent, or Firm* — François Cartier; Robert Brouillette; Brouillette & Partners

(57) **CLAIM**

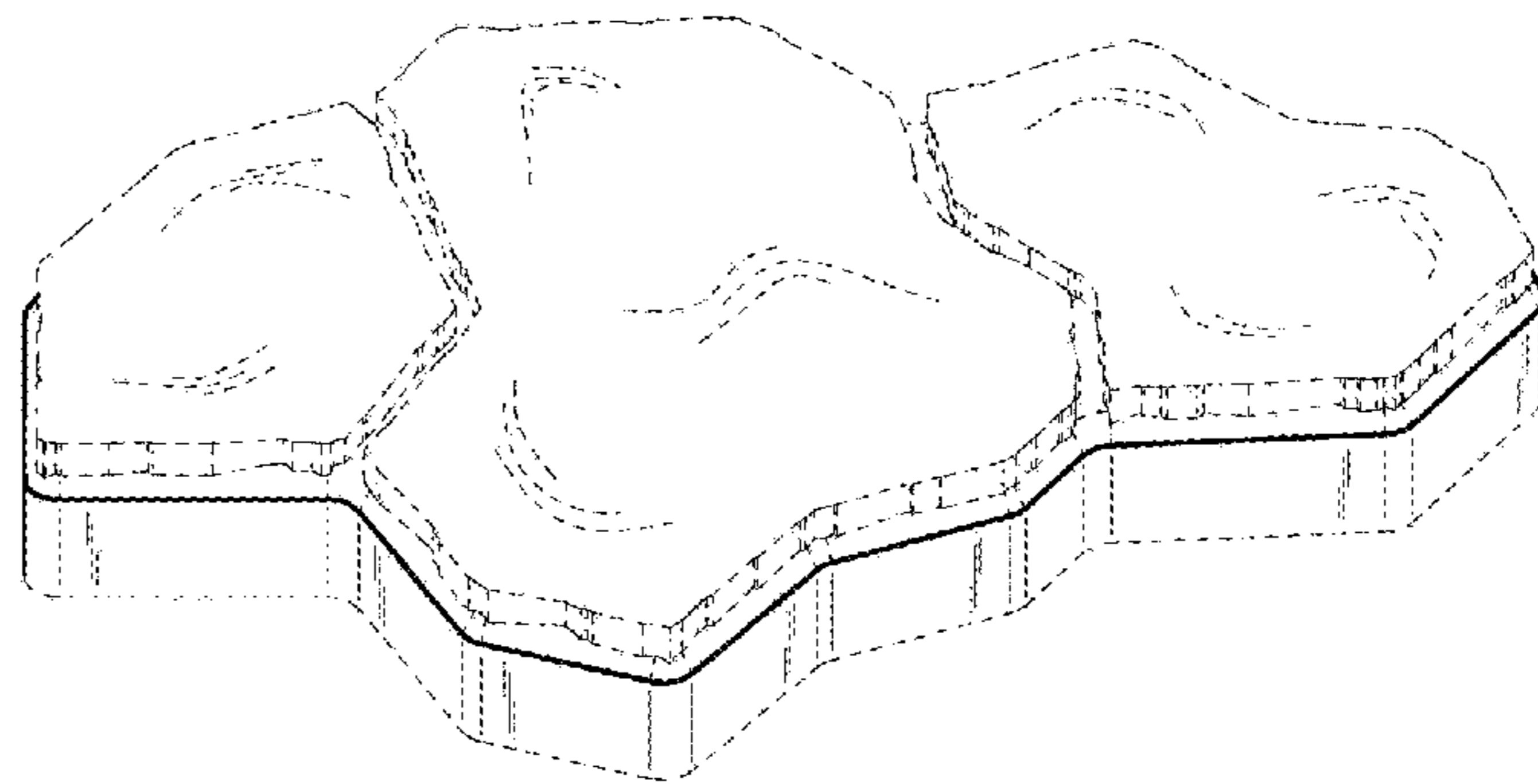
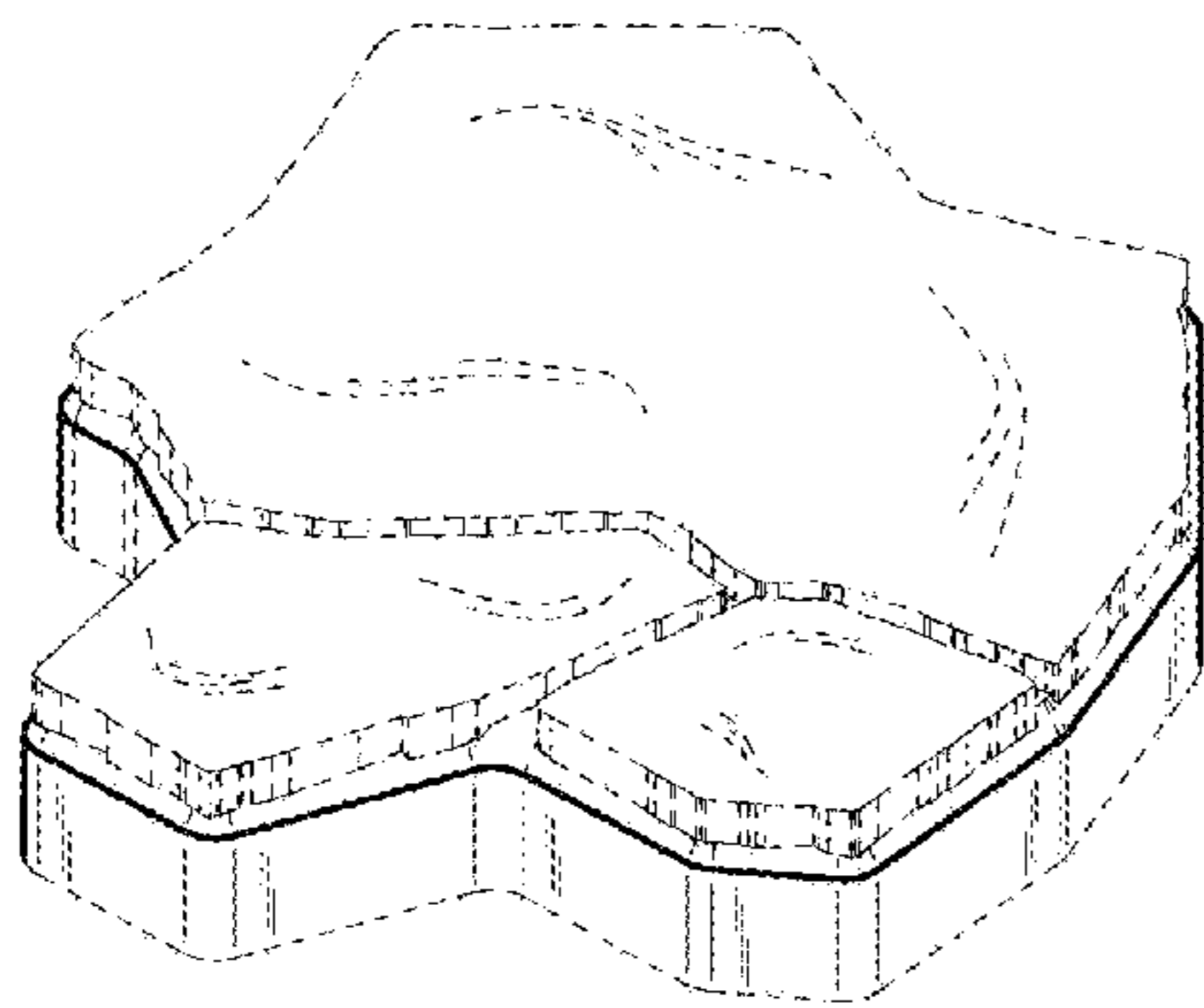
I claim the ornamental design for a set of blocks, as shown and described.

**DESCRIPTION**

FIG. 1 is a perspective view of a set of blocks;  
FIG. 2 is a top view thereof;  
FIG. 3 is a front view thereof;  
FIG. 4 is a right side view thereof with the blocks placed side-by-side;  
FIG. 5 is a rear view thereof; and,  
FIG. 6 is a left side view thereof with the blocks placed side-by-side.

The broken lines in the drawing views are included for the purpose of illustrating portions of the blocks that form no part of the claimed design.

**1 Claim, 4 Drawing Sheets**



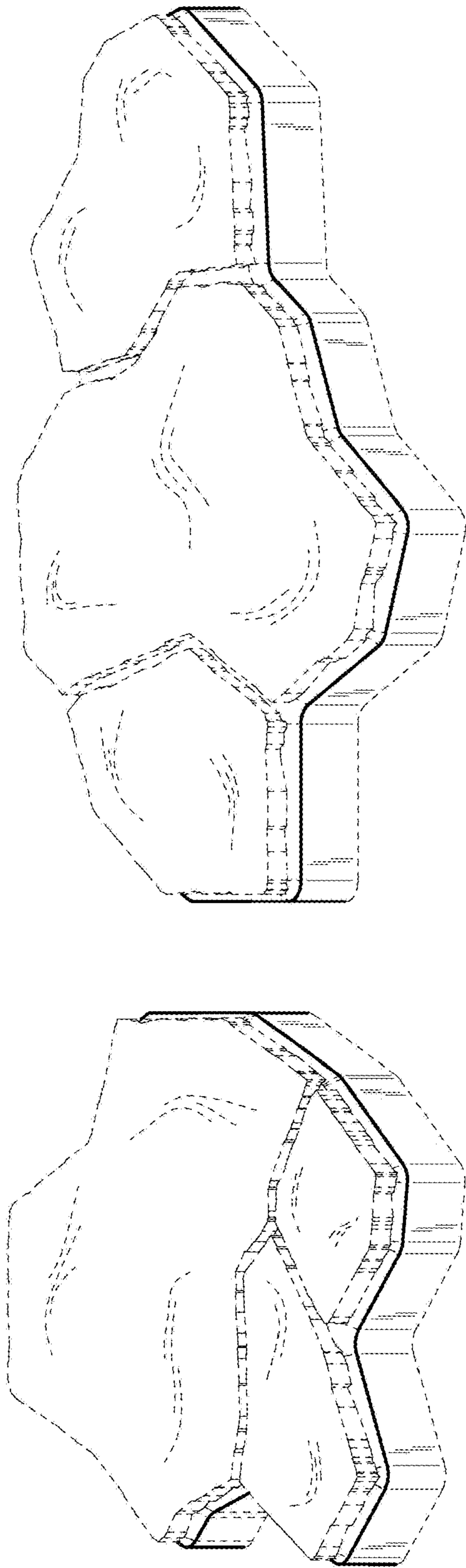


FIG. 1

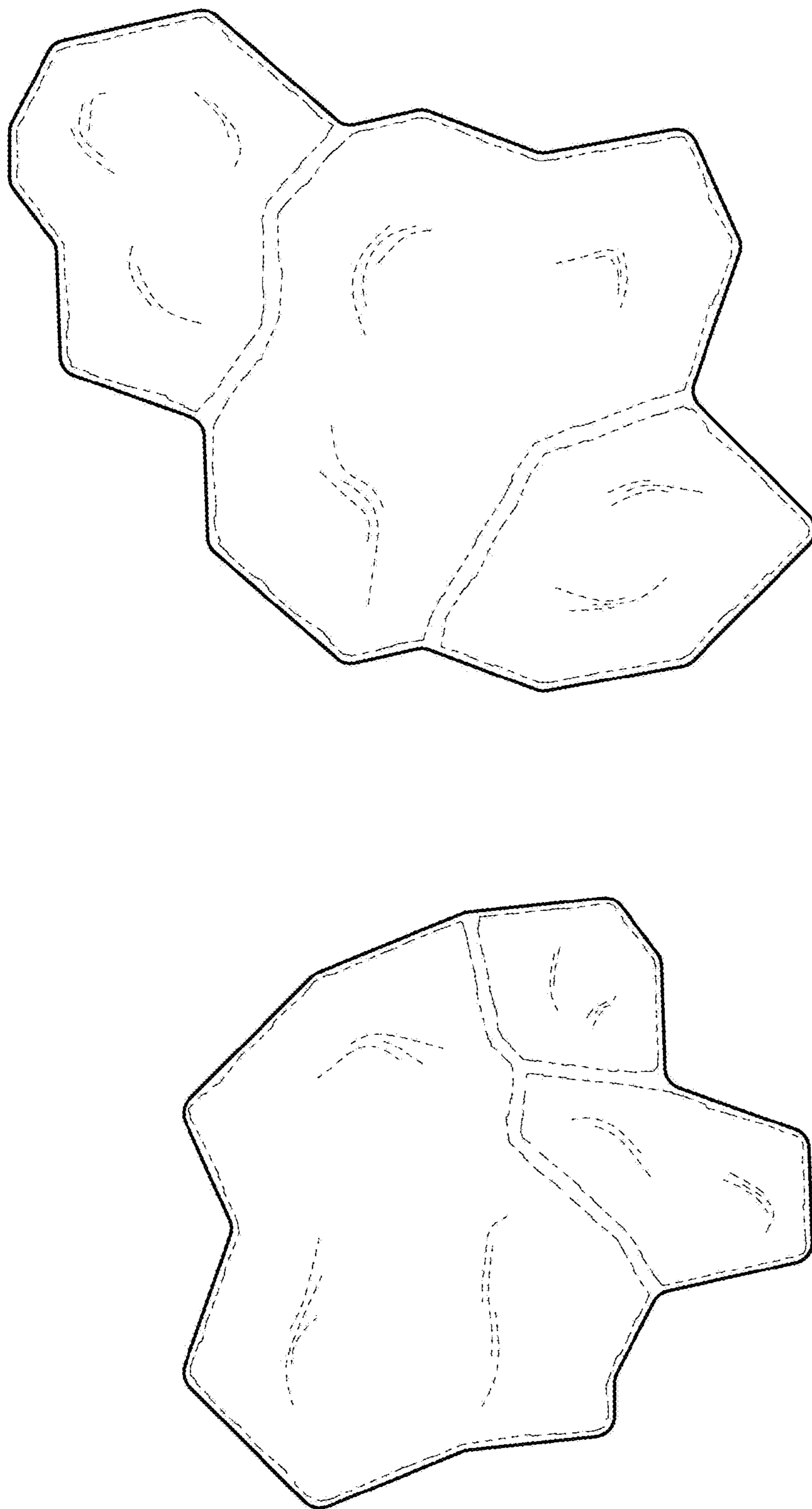


FIG. 2

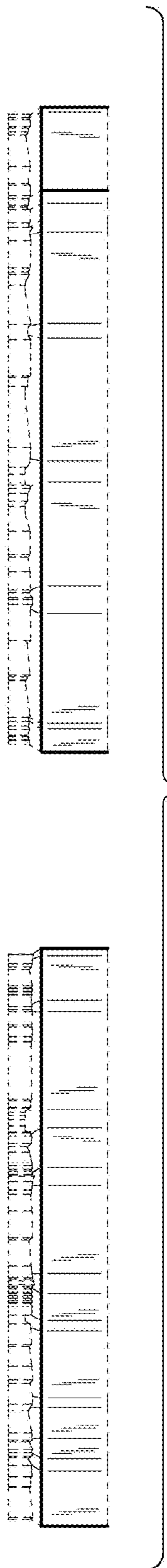


FIG. 3

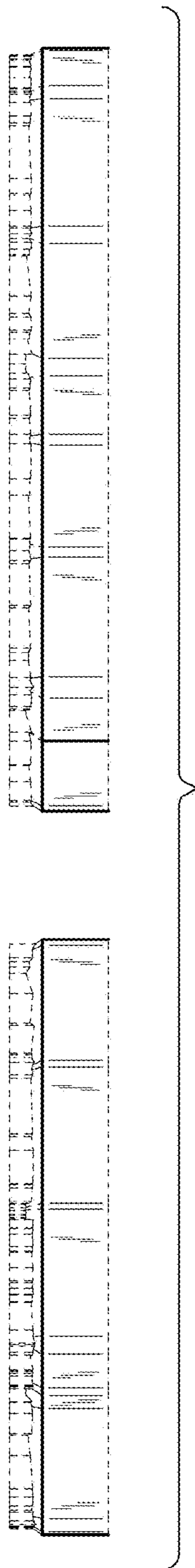


FIG. 4

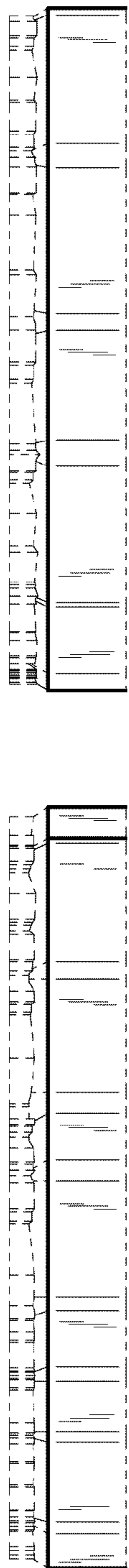


FIG. 5




FIG. 6