



US00D643541S

(12) **United States Design Patent**  
**Strempack**

(10) **Patent No.:** **US D643,541 S**

(45) **Date of Patent:** **\*\* Aug. 16, 2011**

(54) **SOLAR POWERED PHONE KIOSK**

(75) Inventor: **Guy Thomas Strempack**, Fort  
Lauderdale, FL (US)

(73) Assignee: **First American Advertising**  
**Corporation**, Fort Lauderdale, FL (US)

(\*\*) Term: **14 Years**

(21) Appl. No.: **29/378,533**

(22) Filed: **Nov. 5, 2010**

(51) **LOC (9) Cl.** ..... **25-03**

(52) **U.S. Cl.** ..... **D25/16**

(58) **Field of Classification Search** ..... D25/1,  
D25/16, 18; D6/421; 52/27.5-29  
See application file for complete search history.

(56) **References Cited**

U.S. PATENT DOCUMENTS

282,841	A	*	8/1883	Busteed	.....	52/27.5
D177,946	S	*	6/1956	Sherron	.....	D25/7
D189,129	S	*	11/1960	Turner	.....	D6/421
D197,174	S	*	12/1963	Filley	.....	D25/16
D202,615	S	*	10/1965	Dreyfuss	.....	D6/421
D245,431	S	*	8/1977	Kent	.....	D25/16
D250,602	S	*	12/1978	Ambrosio et al.	.....	D25/16
4,754,582	A	*	7/1988	Cameron	.....	52/27
D300,093	S	*	3/1989	Ranz et al.	.....	D6/421
D305,689	S	*	1/1990	Lerch	.....	D25/16
5,029,339	A	*	7/1991	Caron	.....	379/453
D336,175	S	*	6/1993	Van Pinkerton, Jr.	.....	D6/421
D336,176	S	*	6/1993	Wilkerson	.....	D6/421
D336,390	S	*	6/1993	Nichols et al.	.....	D6/421
D337,900	S	*	8/1993	Van Pinkerton, Jr.	.....	D6/421

D399,973	S	*	10/1998	O'Reilly	.....	D25/16
D412,209	S	*	7/1999	Hunt	.....	D25/16
D433,513	S	*	11/2000	Caya	.....	D25/16
D444,312	S	*	7/2001	Caya	.....	D6/421
D453,574	S	*	2/2002	Ciocchini	.....	D25/16
D454,206	S	*	3/2002	Caya	.....	D25/16
D463,032	S	*	9/2002	Hentz	.....	D25/16

\* cited by examiner

*Primary Examiner* — T. Chase Nelson

*Assistant Examiner* — Kathleen M Sims

(74) *Attorney, Agent, or Firm* — Sinorica, LLC

(57) **CLAIM**

The ornamental design for a solar powered phone kiosk, as shown and described.

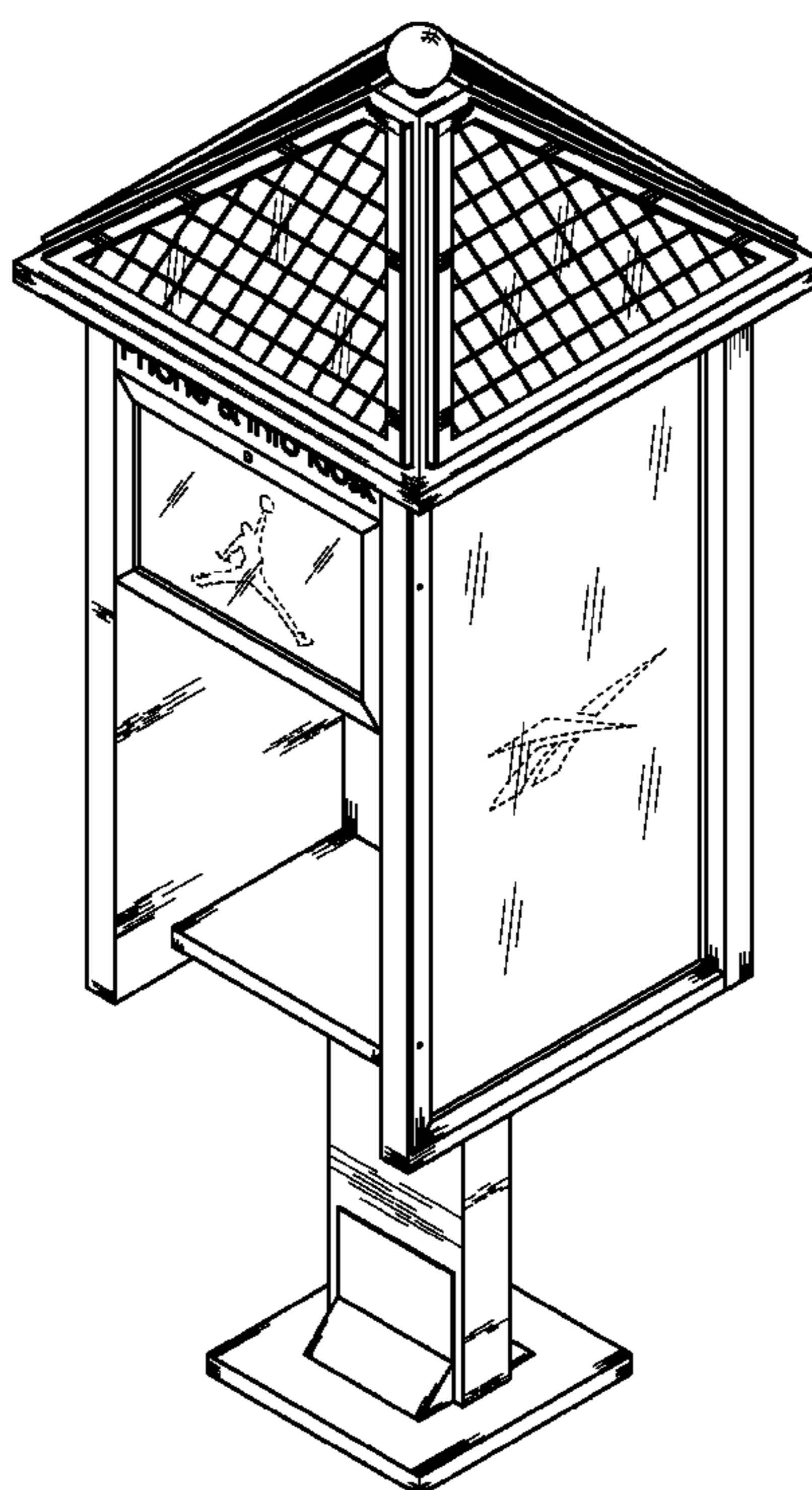
**DESCRIPTION**

FIG. 1 is a perspective view of a solar powered phone kiosk; FIG. 2 is a front elevational view thereof; FIG. 3 is a rear elevational view thereof; FIG. 4 is a right-side elevational view thereof; FIG. 5 is a left-side elevational view thereof; FIG. 6 is a bottom plan view thereof; and, FIG. 7 is a top plan view thereof.

The broken line showing of a solar powered phone kiosk is for the purpose of illustrating environmental structure and forms no part of the claimed design.

The broken line showing of interior details in FIGS. 2 and 6 and the shapes on the advertising frames in FIGS. 1-5 is included for the purpose of showing environmental portions of the solar powered phone kiosk and forms no part of the claimed design.

**1 Claim, 4 Drawing Sheets**



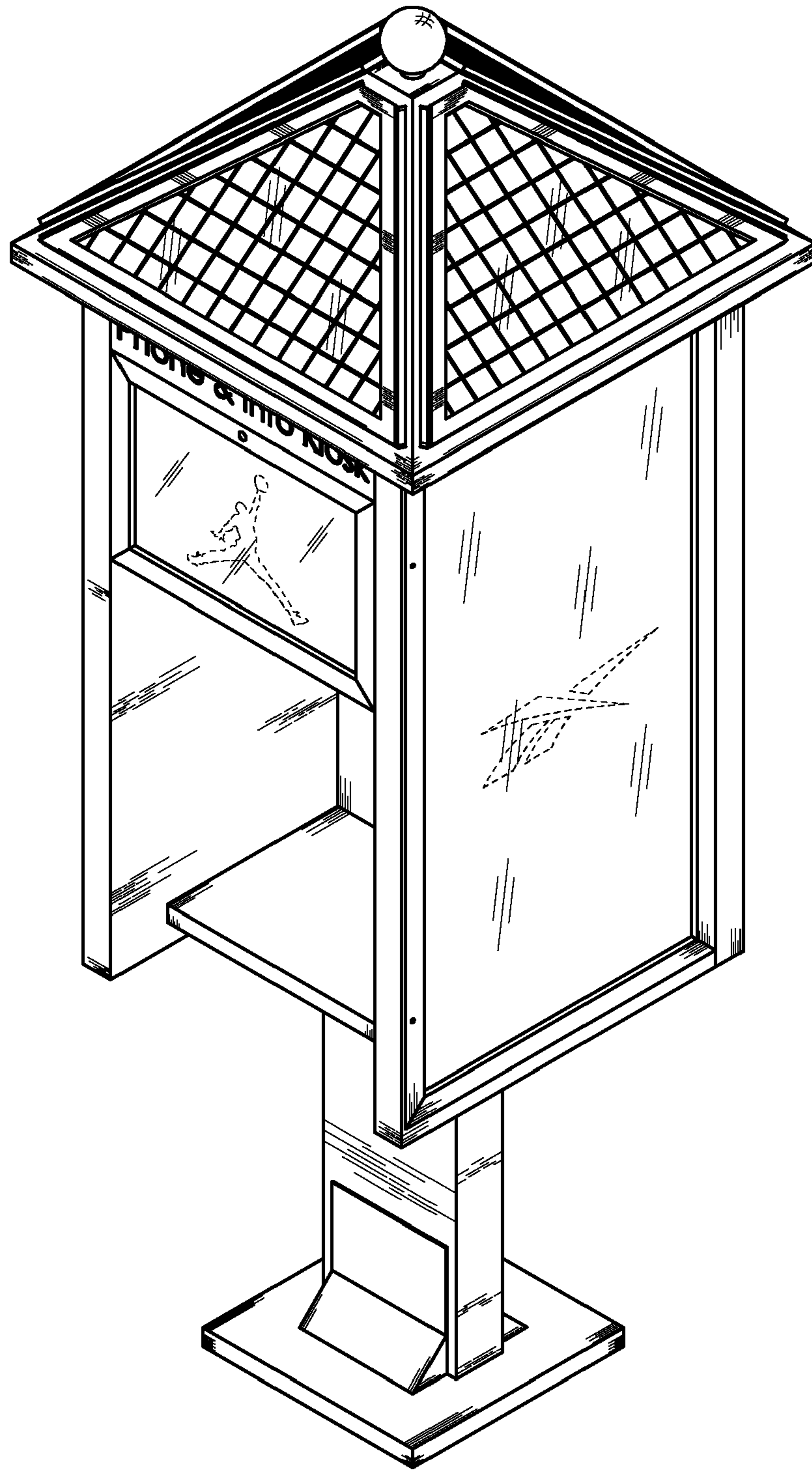


FIG. 1

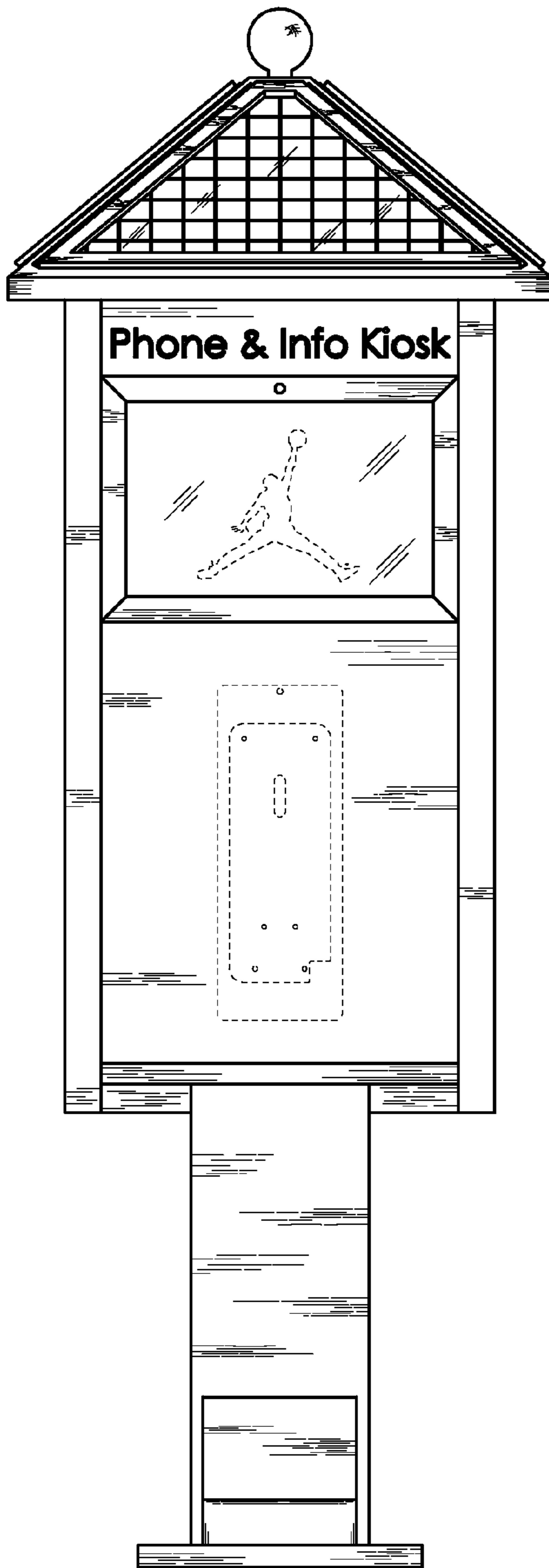


FIG. 2

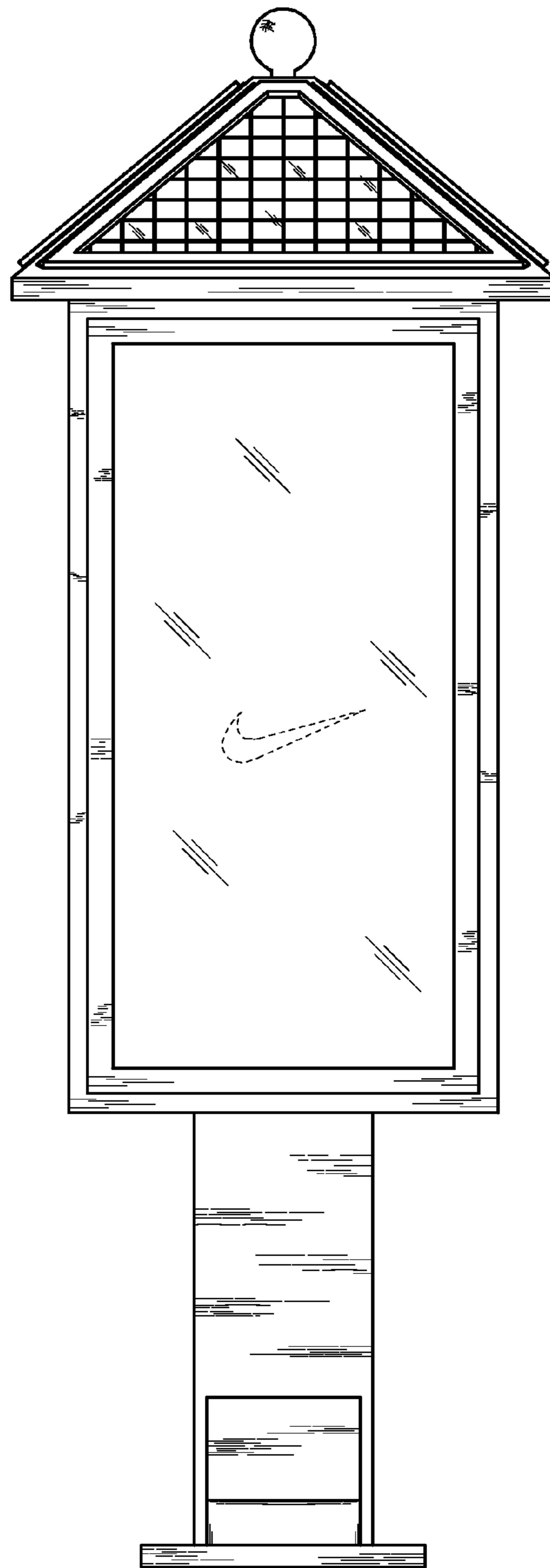


FIG. 3

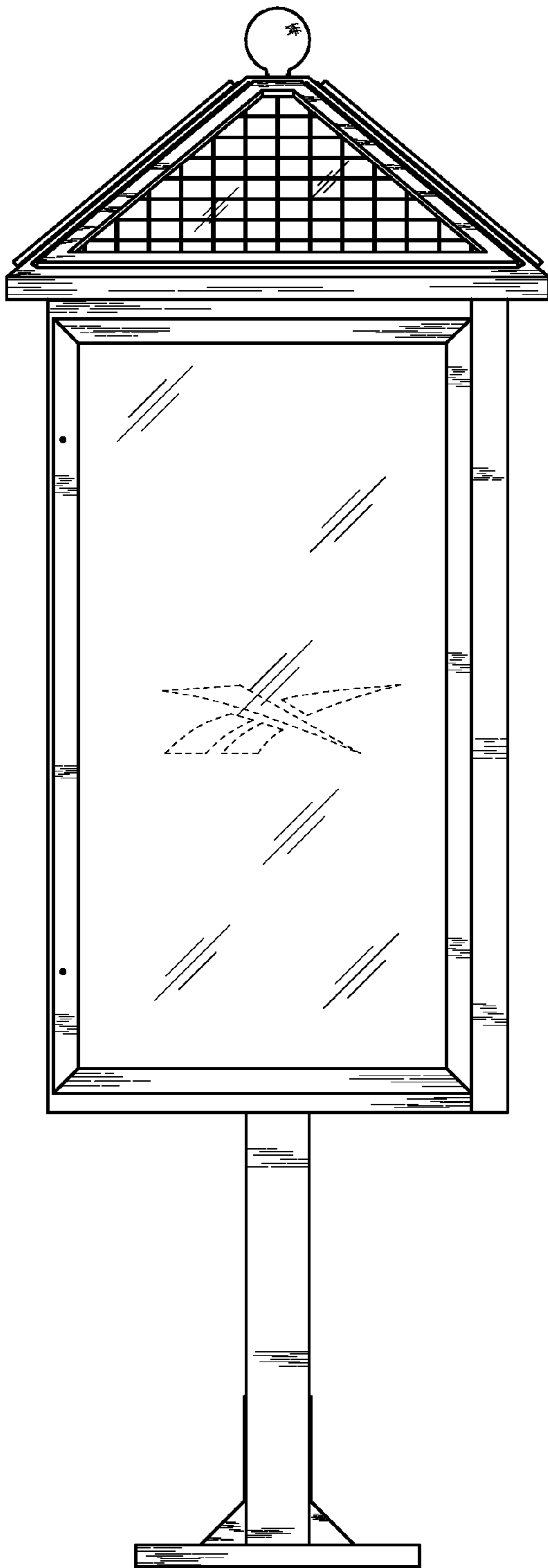


FIG. 4

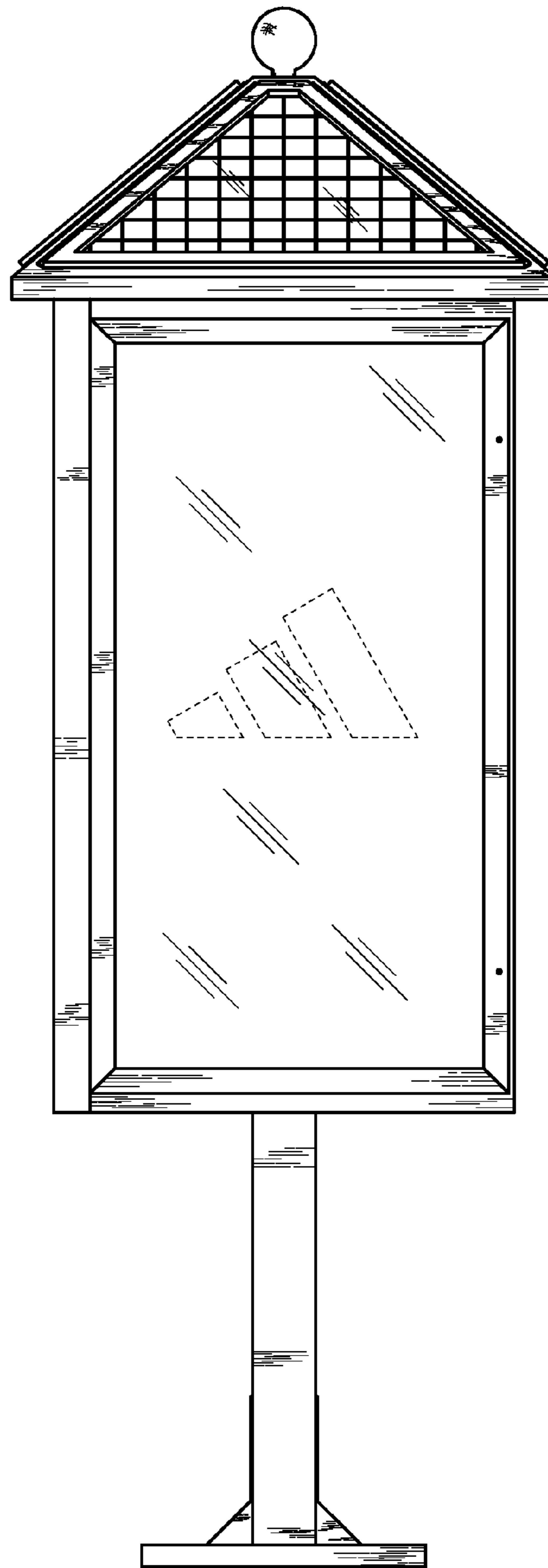


FIG. 5

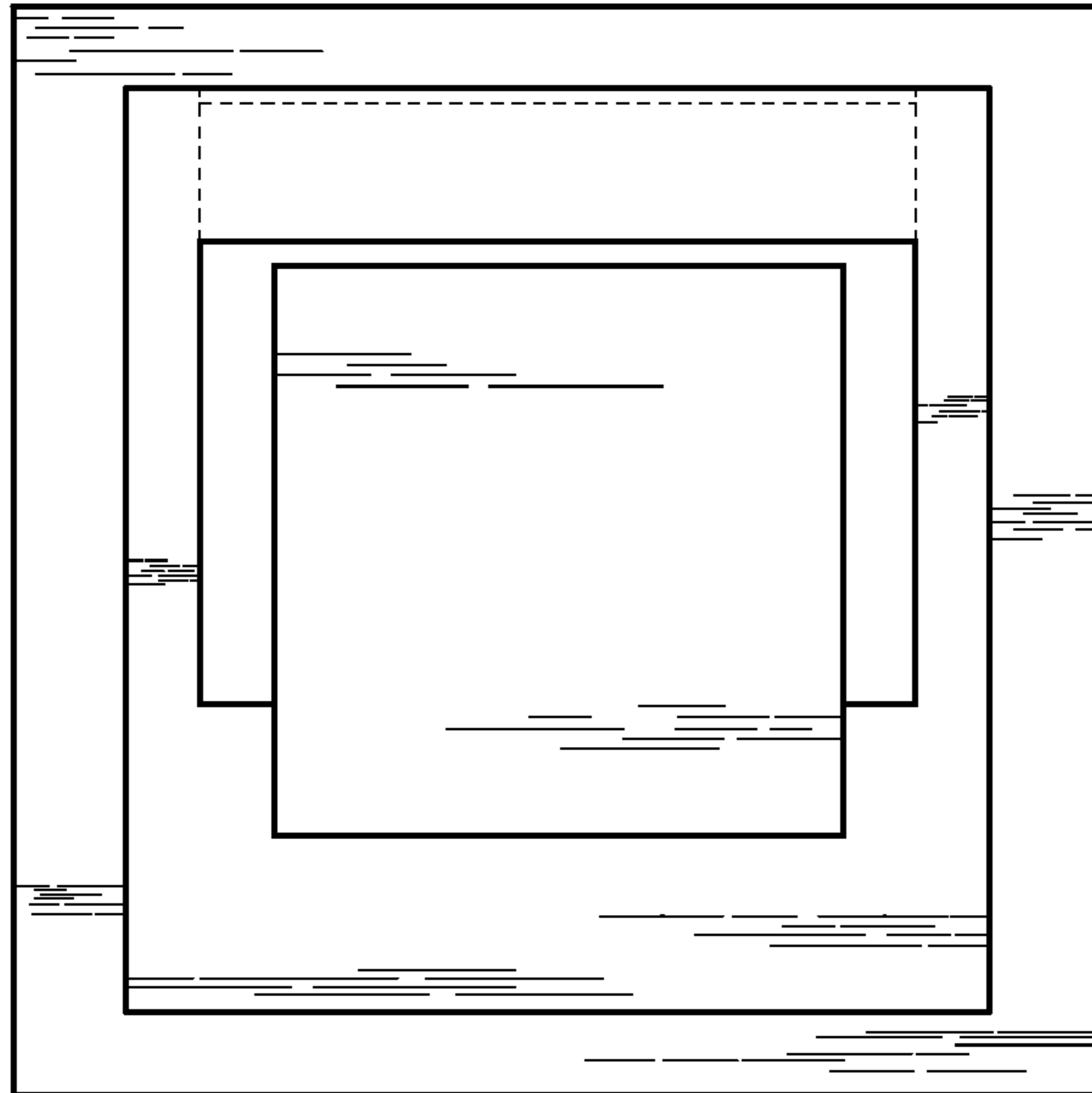


FIG. 6




FIG. 7