



US00D643540S

(12) **United States Design Patent**
Jian et al.

(10) **Patent No.:** **US D643,540 S**

(45) **Date of Patent:** **** Aug. 16, 2011**

(54) **ROLLER MASSAGER**

(76) Inventors: **Ding Jian**, Dublin, CA (US); **Megan Zhu**, Dublin, CA (US)

(**) Term: **14 Years**

(21) Appl. No.: **29/372,743**

(22) Filed: **Jan. 4, 2011**

(51) **LOC (9) Cl.** **28-03**

(52) **U.S. Cl.** **D24/211**

(58) **Field of Classification Search** D24/200,
D24/211-215; 601/118, 120, 121, 124, 125,
601/130, 131, 134-137

See application file for complete search history.

D427,391	S *	6/2000	Gill	D30/160
6,116,191	A *	9/2000	Suchowski et al.	119/709
6,305,326	B1 *	10/2001	Suchowski et al.	119/709
D450,894	S *	11/2001	Suchowski et al.	D30/160
6,415,741	B2 *	7/2002	Suchowski et al.	119/711
6,474,268	B1 *	11/2002	Suchowski et al.	119/709
7,017,523	B2 *	3/2006	Handelsman	119/707
D568,487	S *	5/2008	Hsu	D24/214
D598,562	S *	8/2009	Chen	D24/211
2005/0085749	A1 *	4/2005	Baerwalde et al.	601/15

* cited by examiner

Primary Examiner — Sandra Snapp

(74) *Attorney, Agent, or Firm* — Dahyee Law Group; Leon E. Jew

(57) **CLAIM**

The ornamental design for a roller massager, as shown and described.

DESCRIPTION

FIG. 1 is a perspective view of a roller massager shown as a new design;

FIG. 2 is a front view thereof;

FIG. 3 is a top view thereof;

FIG. 4 is a back view thereof;

FIG. 5 is a right side view thereof; and,

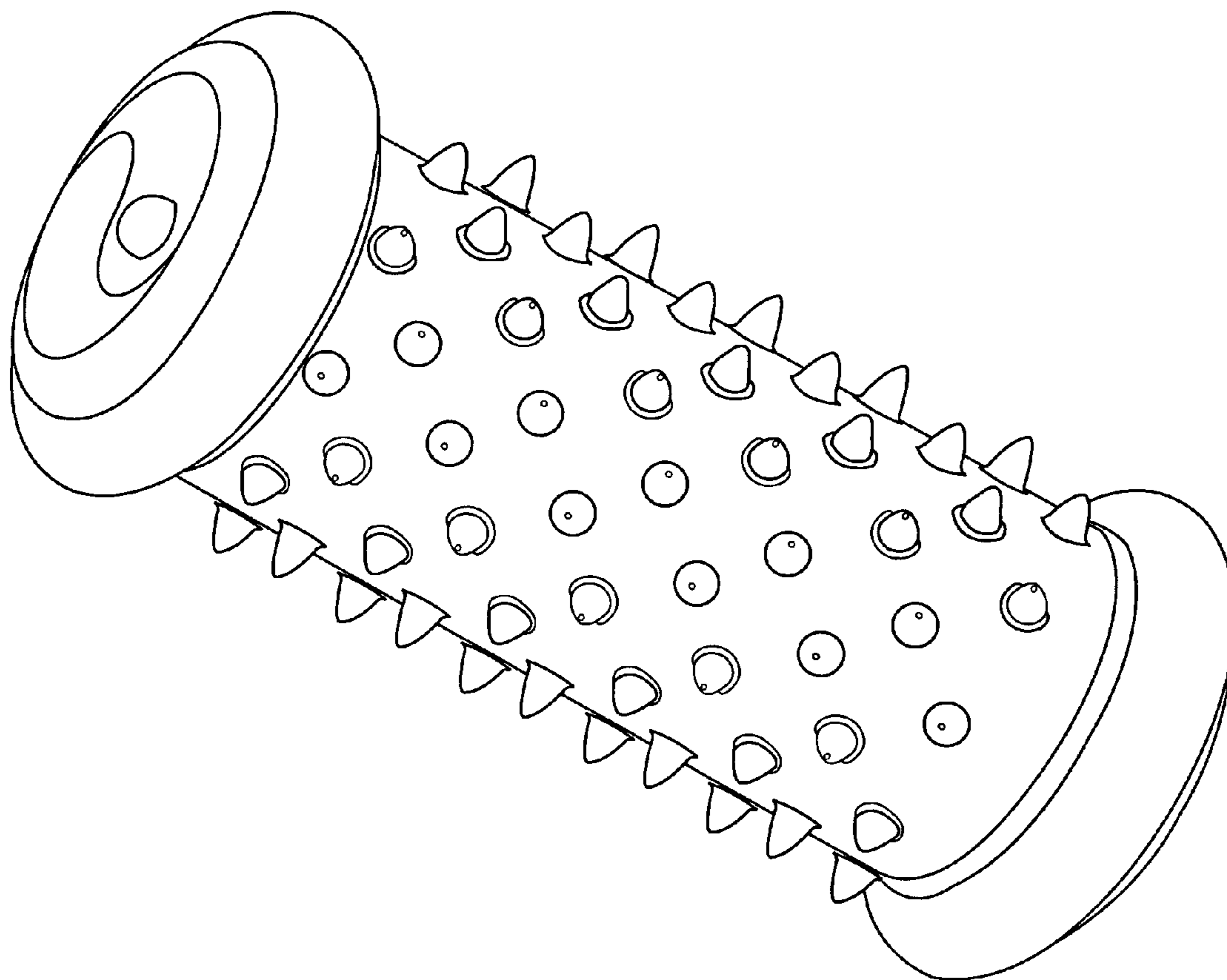
FIG. 6 is a left side view thereof.

1 Claim, 3 Drawing Sheets

(56) **References Cited**

U.S. PATENT DOCUMENTS

3,037,500	A *	6/1962	Daugherty	601/121
4,109,649	A *	8/1978	Iyomasa	601/121
D256,841	S *	9/1980	Corbett et al.	D24/211
5,143,056	A *	9/1992	Yih-Jong	601/118
D357,952	S *	5/1995	Chen	D21/684
D361,132	S *	8/1995	Lee	D24/200
D369,414	S *	4/1996	Lee	D24/200
D382,972	S *	8/1997	Huang	D24/211
D399,569	S *	10/1998	Wier et al.	D24/212



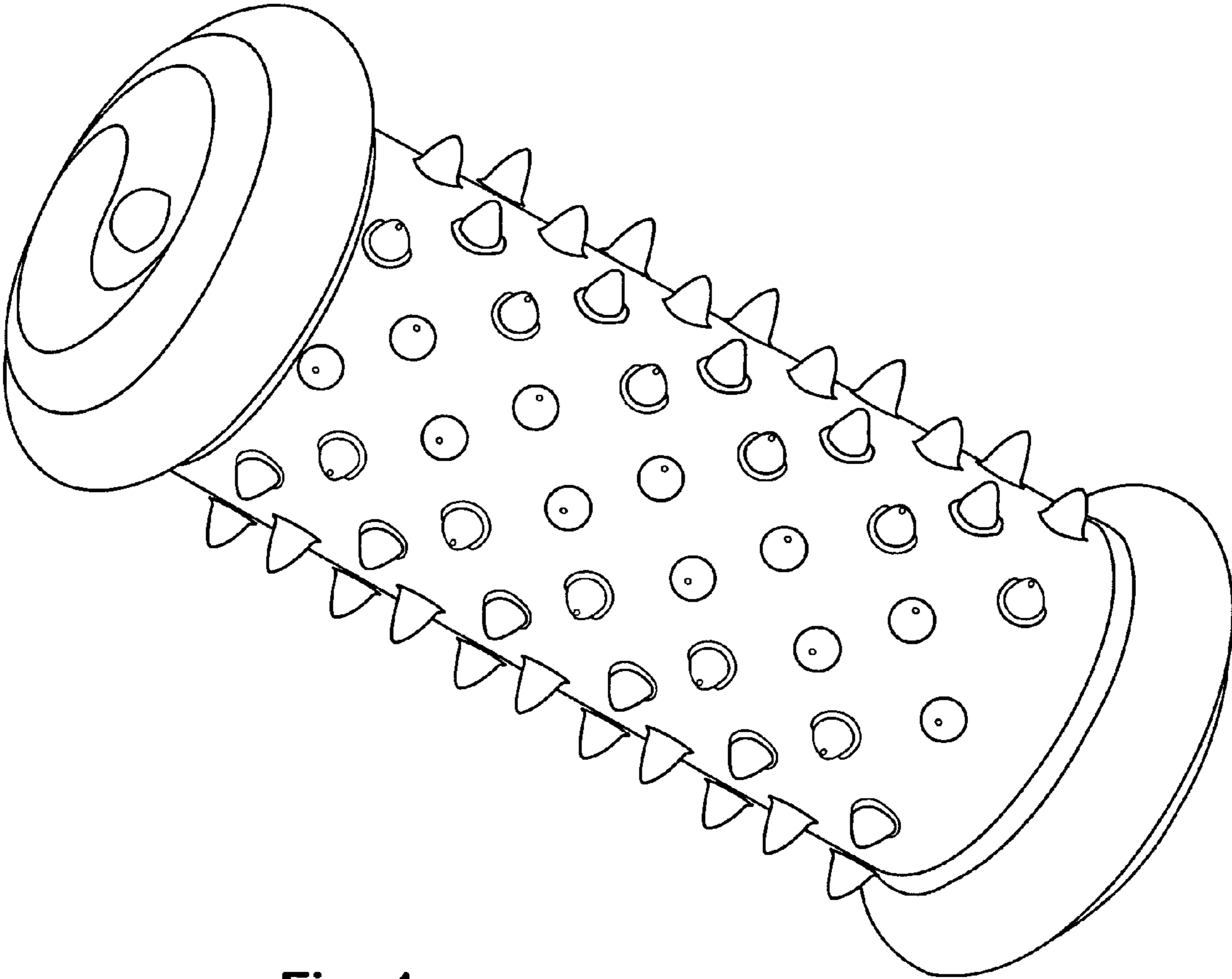


Fig. 1




Fig. 2




Fig. 3




Fig. 4




Fig. 5

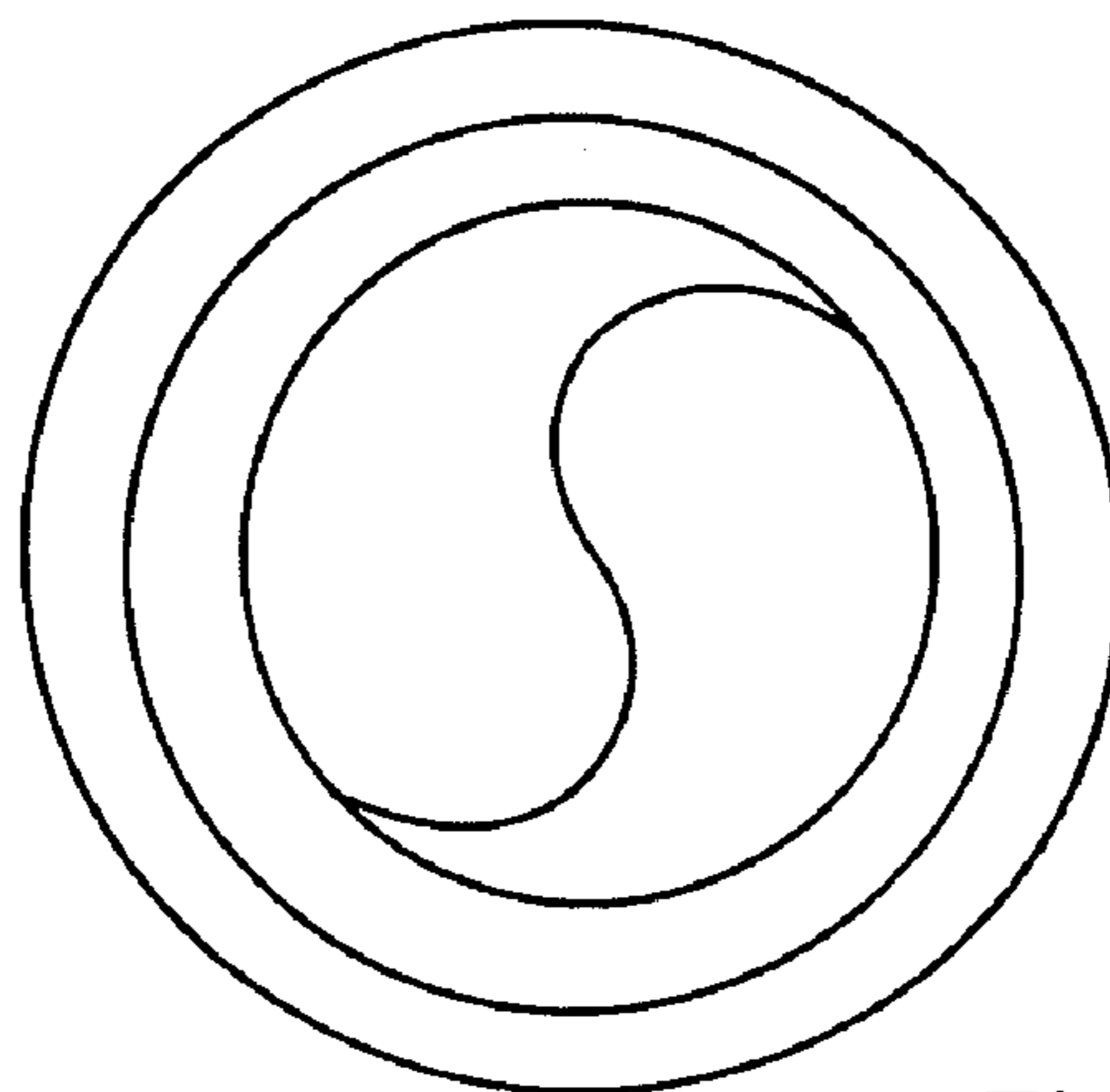


Fig. 6