

US00D643539S

(12) **United States Design Patent**
Larsen et al.

(10) **Patent No.:** **US D643,539 S**
(45) **Date of Patent:** **** Aug. 16, 2011**

(54) **TUB FOOT WELL**

(75) Inventors: **Christopher Carl Larsen**, Vista, CA (US); **Sage Nathan Baker**, Cardiff, CA (US)

(73) Assignee: **Watkins Manufacturing Corporation**, Vista, CA (US)

(**) Term: **14 Years**

(21) Appl. No.: **29/382,943**

(22) Filed: **Jan. 10, 2011**

(51) **LOC (9) Cl.** **23-02**

(52) **U.S. Cl.** **D24/204**

(58) **Field of Classification Search** D24/201, D24/204, 205; D23/277, 278, 276, 280.1-280.3; 601/154-158; 4/541.1-541.6, 547, 578.1, 4/579; D25/111, 112, 138, 145, 155, 163, D25/199; D6/583, 584, 592; D7/624.1; D12/203

See application file for complete search history.

(56) **References Cited**

U.S. PATENT DOCUMENTS

D256,757 S *	9/1980	Stahel, II	D7/624.1
D323,726 S *	2/1992	Murphy	D25/138
D420,108 S *	2/2000	Slothower	D23/280.1
D429,589 S *	8/2000	Denney	D6/583
D429,939 S *	8/2000	Denney	D6/583

D462,791 S *	9/2002	Sweeting-McCombs	D25/163
		et al.	D25/112
D506,556 S *	6/2005	Giusti	D24/204
D518,181 S *	3/2006	Loyd	D6/583
D559,606 S *	1/2008	Snell	D6/583
D559,607 S *	1/2008	Snell	D25/138
D569,012 S *	5/2008	Ellis	D12/203
D603,777 S *	11/2009	Masanek, Jr.	D6/583
D629,238 S *	12/2010	Dimitracas	

* cited by examiner

Primary Examiner — David Muller

(74) *Attorney, Agent, or Firm* — Nirav D. Parikh; Lora J. Graentsoerffer; Edgar A. Zarins

(57) **CLAIM**

The ornamental design for a tub foot well, as shown and described.

DESCRIPTION

FIG. 1 is a perspective view of a tub foot well showing our design;

FIG. 2 is an enlarged top plan view thereof;

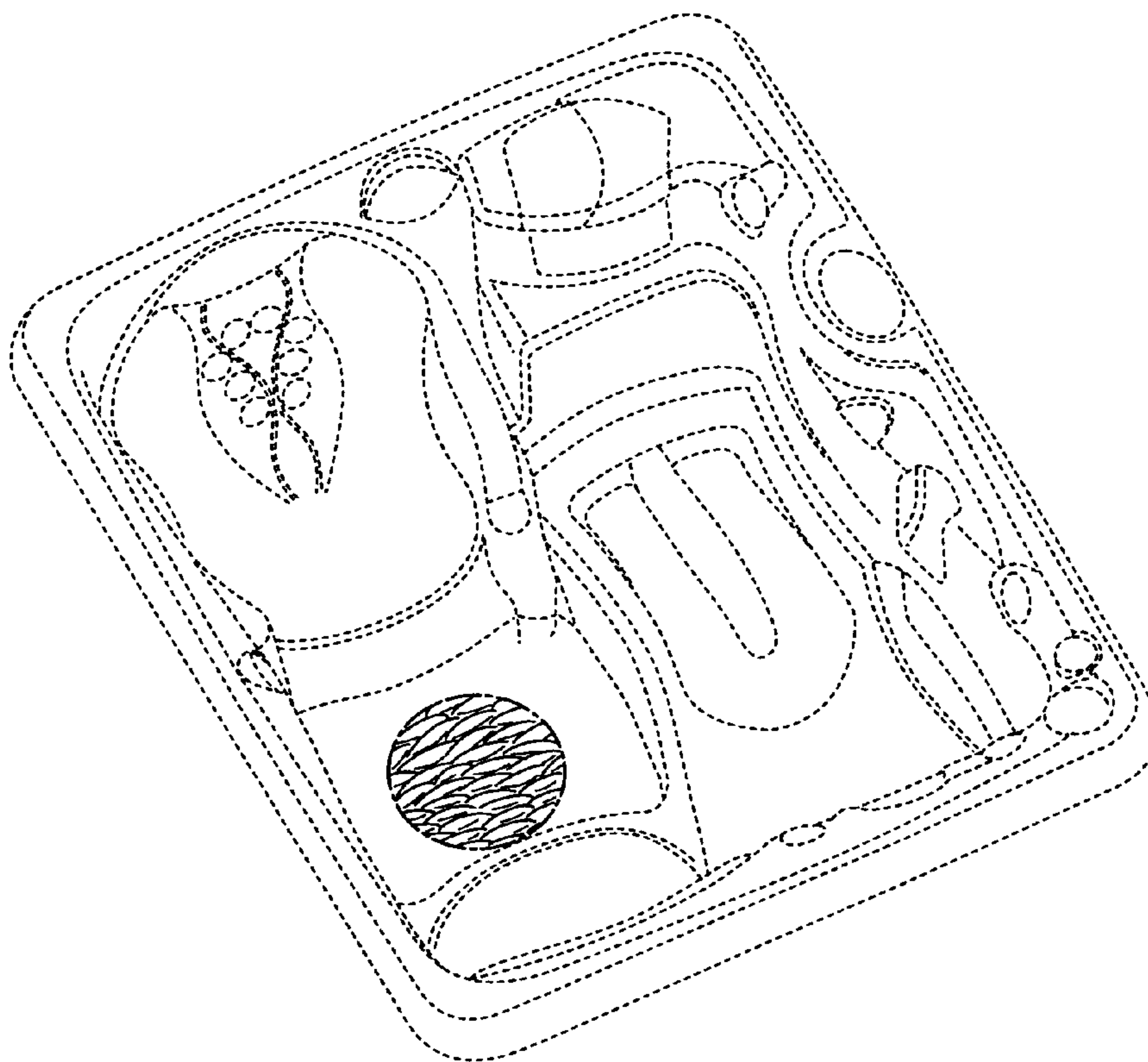
FIG. 3 is a top plan view thereof; and,

FIG. 4 is a section view thereof, taken at line 4-4 in FIG. 2.

The dash dot lines immediately adjacent to the claimed areas in the views represent the boundaries of the claimed design.

The dashed lines in the figures represent portions of the article in which the claimed design is embodied, but which form no part of the claimed design. None of the broken lines form any part of the claimed design.

1 Claim, 4 Drawing Sheets



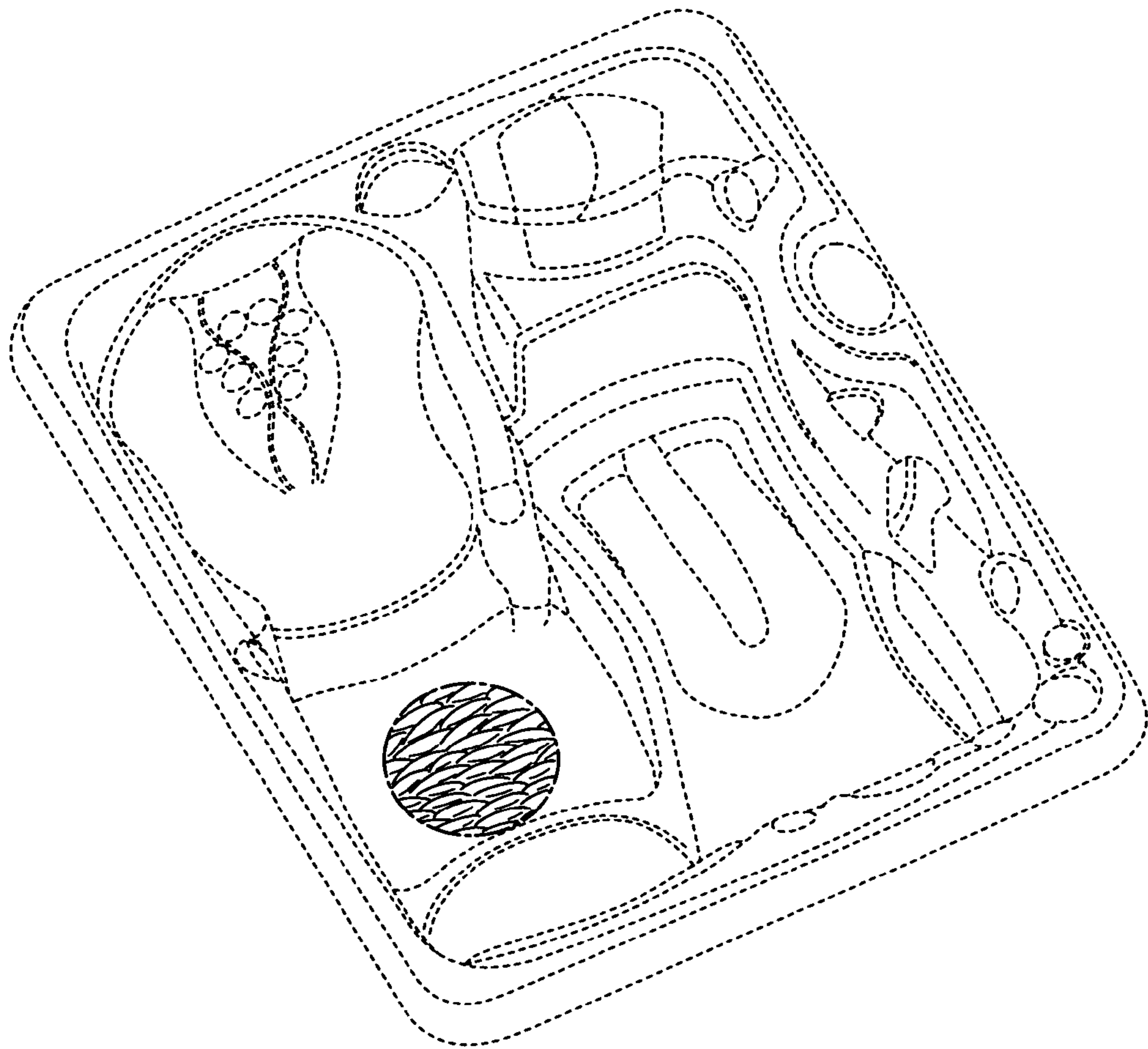


FIG. 1

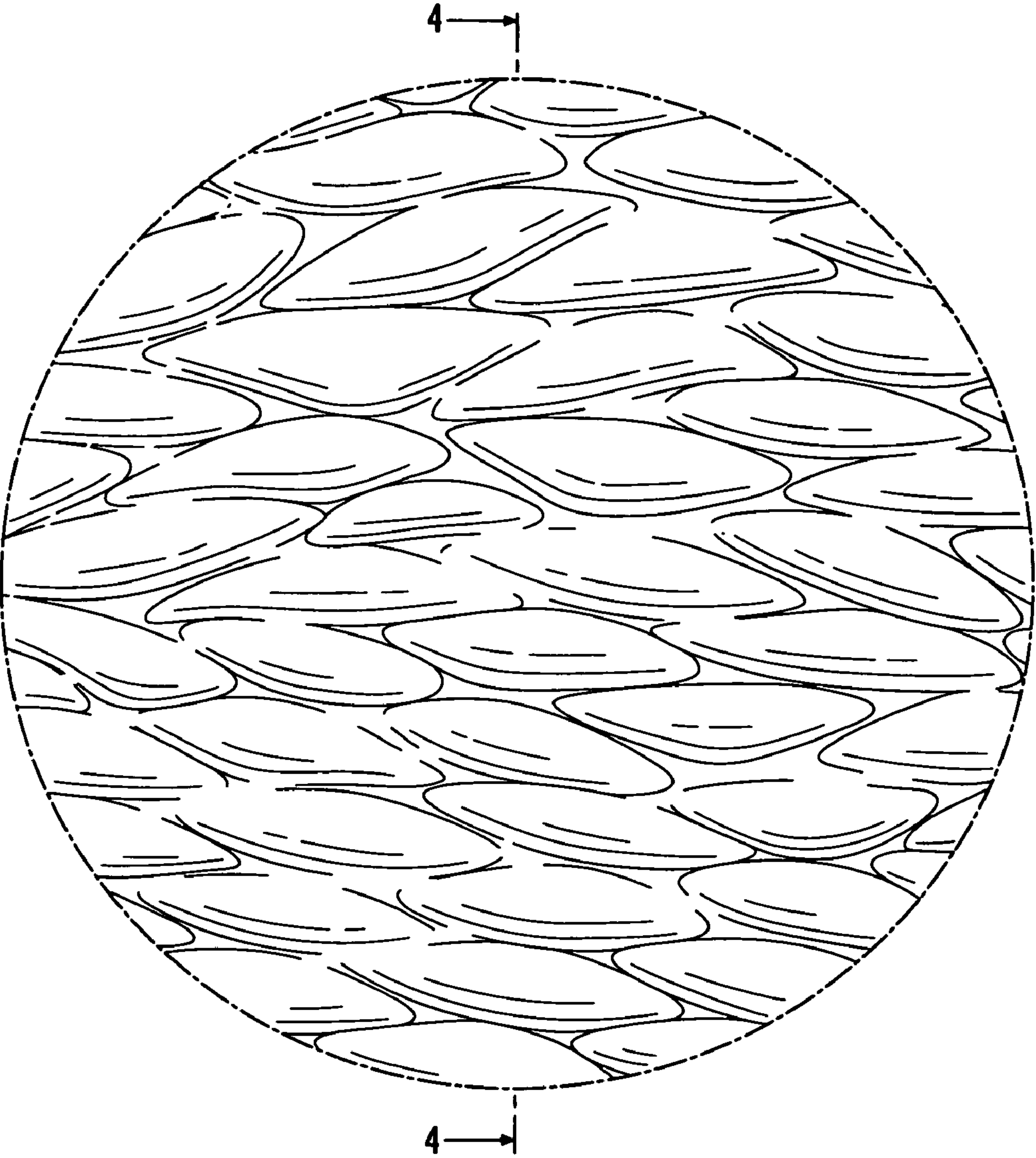


FIG. 2

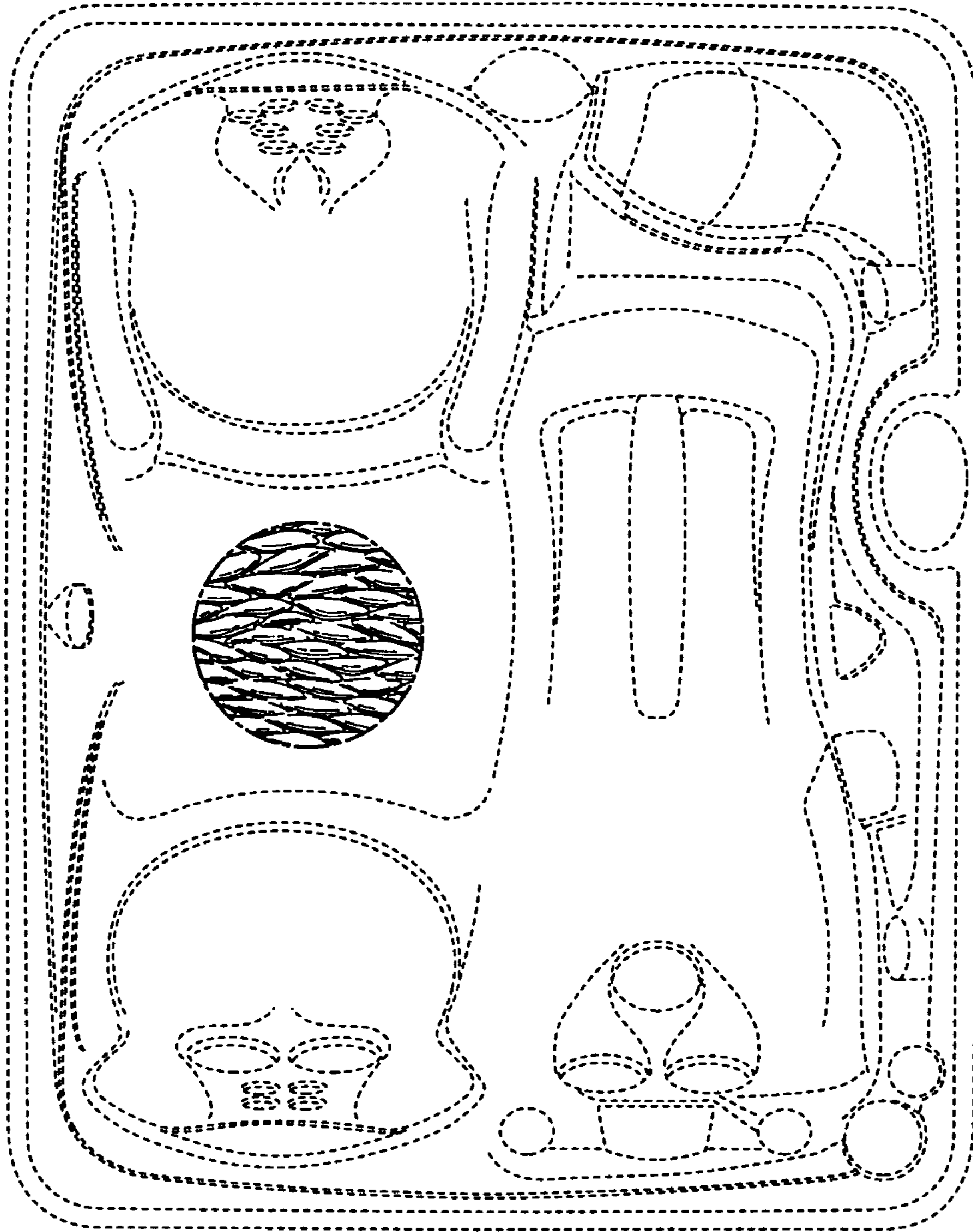


FIG. 3




FIG. 4