



US00D643538S

(12) **United States Design Patent**  
**Larsen et al.**

(10) **Patent No.:** **US D643,538 S**

(45) **Date of Patent:** **\*\* Aug. 16, 2011**

(54) **TUB FOOT WELL**

(75) Inventors: **Christopher Carl Larsen**, Vista, CA (US); **Sage Nathan Baker**, Cardiff, CA (US)

(73) Assignee: **Watkins Manufacturing Corporation**, Vista, CA (US)

(\*\*) Term: **14 Years**

(21) Appl. No.: **29/382,942**

(22) Filed: **Jan. 10, 2011**

(51) **LOC (9) Cl.** ..... **23-02**

(52) **U.S. Cl.** ..... **D24/204**

(58) **Field of Classification Search** ..... D24/201, D24/204, 205; D23/277, 278, 276, 280.1–280.3; 601/154–158; 4/541.1–541.6, 547, 578.1, 4/579; D25/111, 112, 138–140, 145, 150, D25/155, 163, 199; D6/583, 584, 592, 451, D6/582; D7/624.1

See application file for complete search history.

(56) **References Cited**

U.S. PATENT DOCUMENTS

D75,484 S \* 6/1928 Gebhart ..... D25/138  
2,142,181 A \* 1/1939 Croce ..... D25/139  
2,248,233 A \* 7/1941 Heritage ..... D25/163  
D238,020 S \* 12/1975 Gold ..... D6/451

D366,941 S \* 2/1996 Lechleiter et al. .... D25/138  
D390,423 S \* 2/1998 Stivender ..... D7/624.1  
D420,108 S \* 2/2000 Slothower ..... D23/280.1  
D426,651 S \* 6/2000 Vajentic ..... D25/145  
D518,181 S \* 3/2006 Loyd ..... D24/204  
D531,326 S \* 10/2006 Folliard ..... D25/163  
D608,027 S \* 1/2010 Metcalf ..... D25/140  
D608,914 S \* 1/2010 Heatherly ..... D25/138  
D620,621 S \* 7/2010 McCurry et al. .... D25/139

\* cited by examiner

*Primary Examiner* — David Muller

(74) *Attorney, Agent, or Firm* — Nirav D. Parikh; Lora J. Graentzdoerffer; Edgar A. Zarins

(57) **CLAIM**

The ornamental design for a tub foot well, as shown and described.

**DESCRIPTION**

FIG. 1 is a perspective view of a tub foot well showing our design;

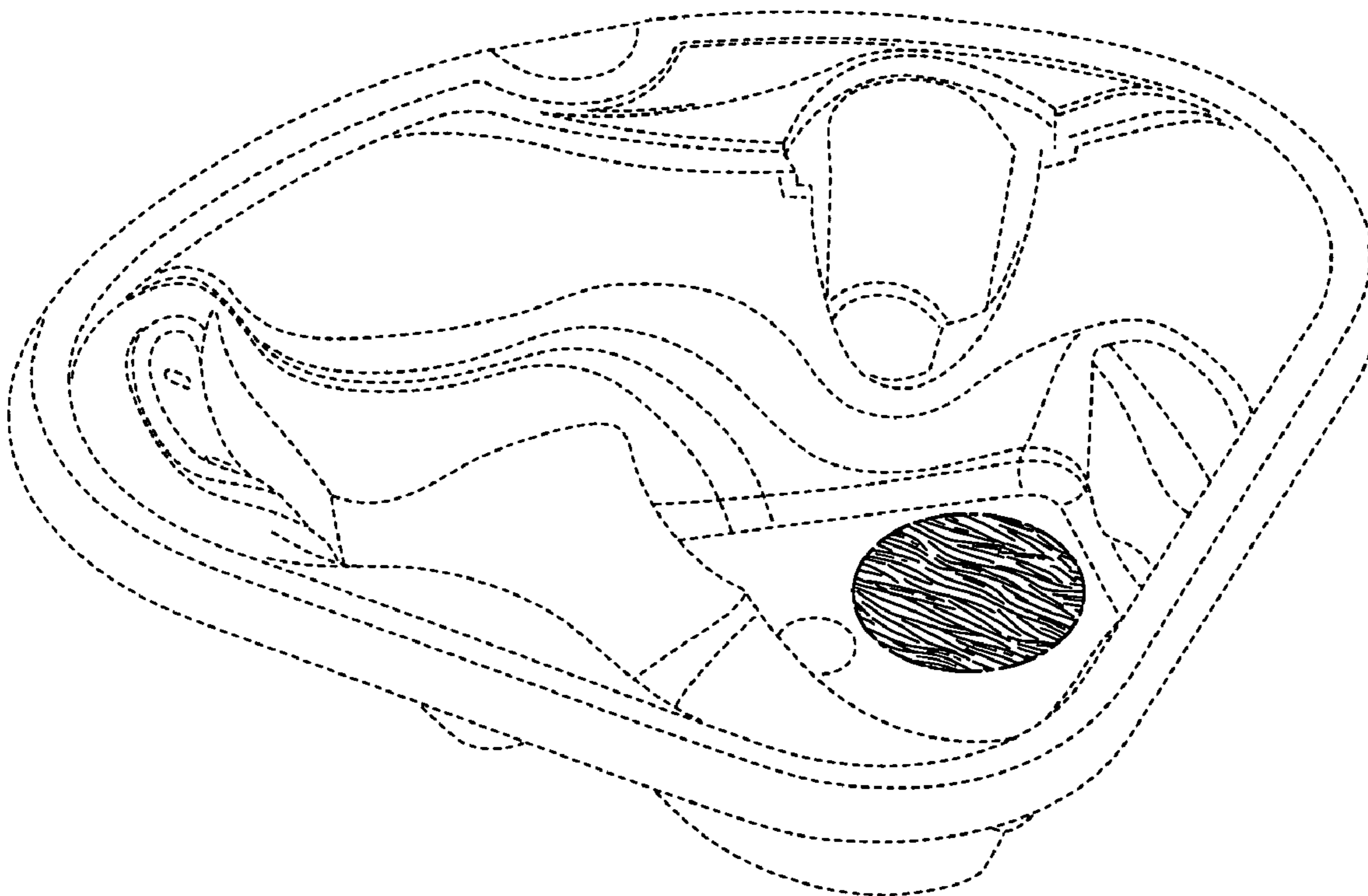
FIG. 2 is a top plan view thereof;

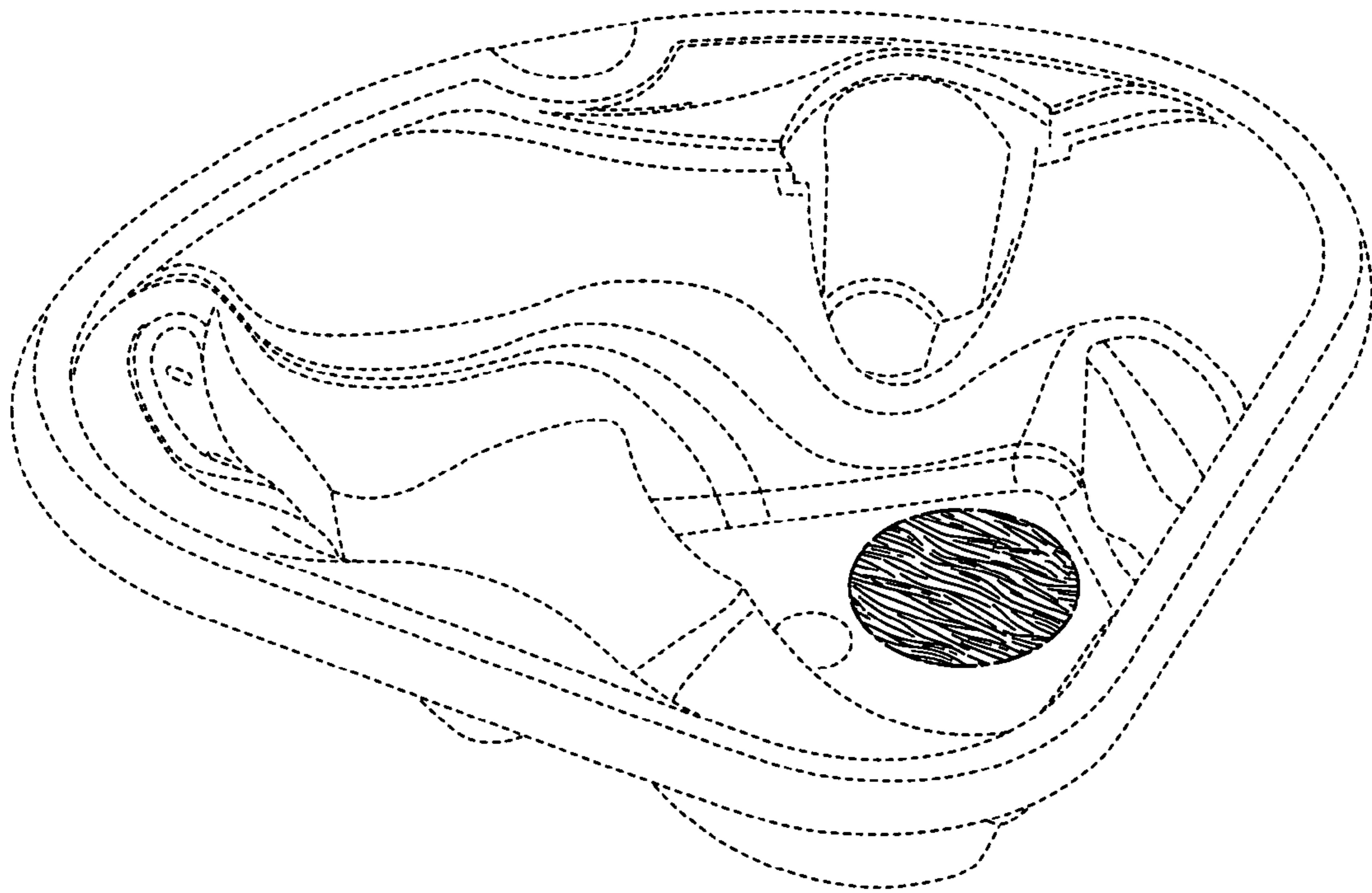
FIG. 3 is a perspective view thereof; and,

FIG. 4 is a side elevation view thereof, taken at line 4-4 in FIG. 2.

The dash dot lines immediately adjacent to the claimed areas in the views represent the boundaries of the claimed design. The dashed lines in the figures represent portions of the article in which the claimed design is embodied, but which form no part of the claimed design. None of the broken lines form any part of the claimed design.

**1 Claim, 4 Drawing Sheets**





**FIG. 1**


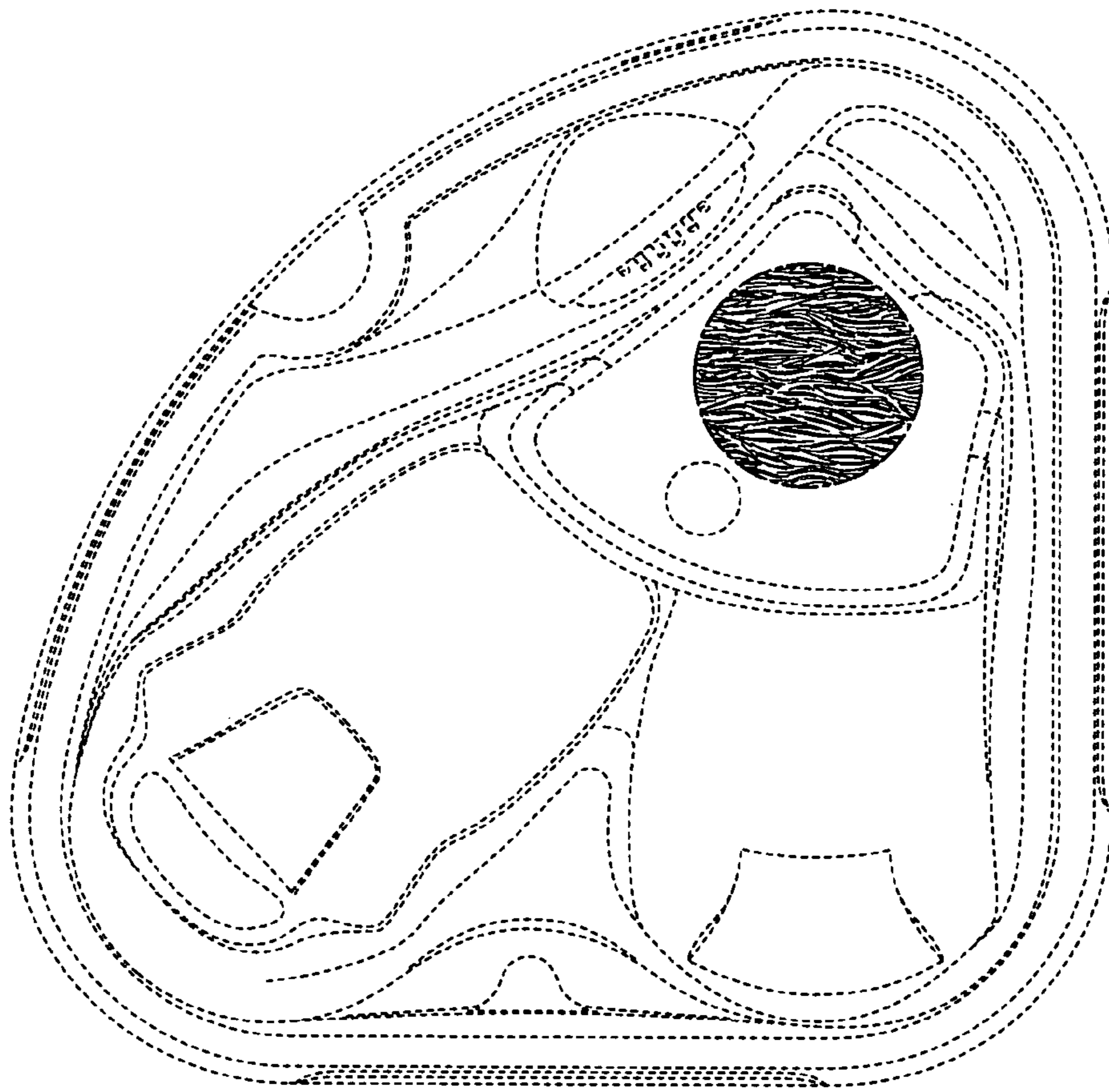


FIG. 2



**FIG. 3**



**FIG. 4**