



US00D643517S

(12) **United States Design Patent**
Napier

(10) **Patent No.:** **US D643,517 S**

(45) **Date of Patent:** **** Aug. 16, 2011**

(54) **SPACE HEATER**

(75) **Inventor:** **Rodney L. Napier**, Canton, OH (US)

(73) **Assignee:** **Heat Surge, LLC**, Canton, OH (US)

(**) **Term:** **14 Years**

(21) **Appl. No.:** **29/375,084**

(22) **Filed:** **Sep. 17, 2010**

(51) **LOC (9) Cl.** **23-01**

(52) **U.S. Cl.** **D23/342**

(58) **Field of Classification Search** D23/317,
D23/314, 332, 333, 334, 335, 337, 342, 351,
D23/355, 378, 370, 381, 364, 336, 341; 416/244 R,
416/247 R, 53.1-53.3; 392/365, 367-36,
392/378; D26/9, 10, 13, 16

See application file for complete search history.

(56) **References Cited**

U.S. PATENT DOCUMENTS

3,725,640 A * 4/1973 Kunz 392/368
D394,310 S * 5/1998 Rector D23/233
D479,590 S * 9/2003 Ko D23/342

D507,337 S * 7/2005 Chan D23/335
D574,070 S * 7/2008 Dabrowski D23/342
D610,663 S * 2/2010 Yeung D23/332
D615,637 S * 5/2010 Ouyang D23/332
D620,570 S * 7/2010 Thomas D23/342
D625,565 S * 10/2010 Alford D26/10

* cited by examiner

Primary Examiner — Brian N Vinson

(74) *Attorney, Agent, or Firm* — Sand & Sebolt

(57) **CLAIM**

The ornamental design for a space heater, as shown and described.

DESCRIPTION

FIG. 1 is a top, front, and left side perspective view of a space heater showing my new design:

FIG. 2 is a top plan view thereof;

FIG. 3 is a front elevational view thereof;

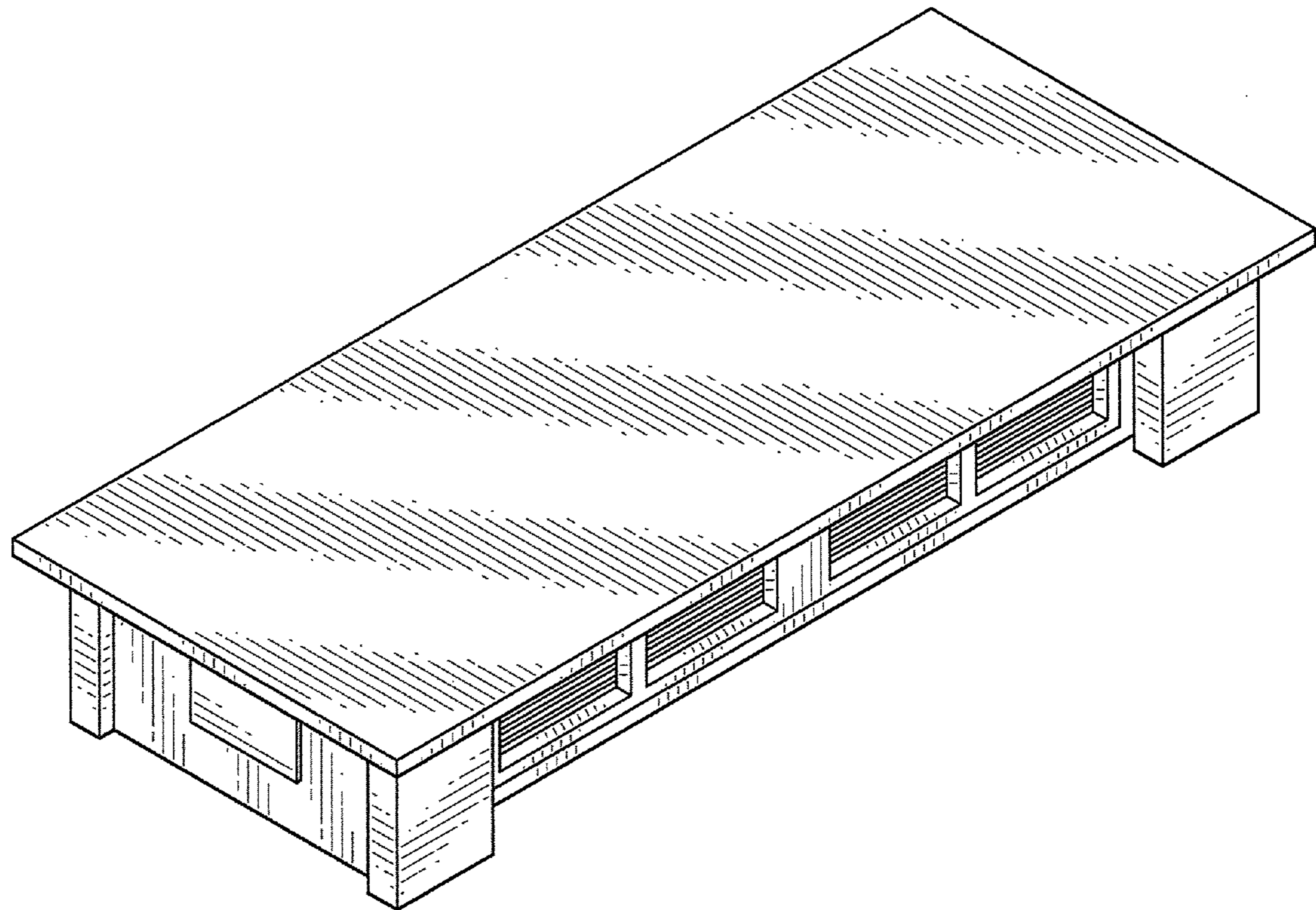
FIG. 4 is a bottom plan view thereof;

FIG. 5 is a rear elevational view thereof;

FIG. 6 is a left side elevational view thereof; and,

FIG. 7 is a right side elevational view thereof.

1 Claim, 4 Drawing Sheets



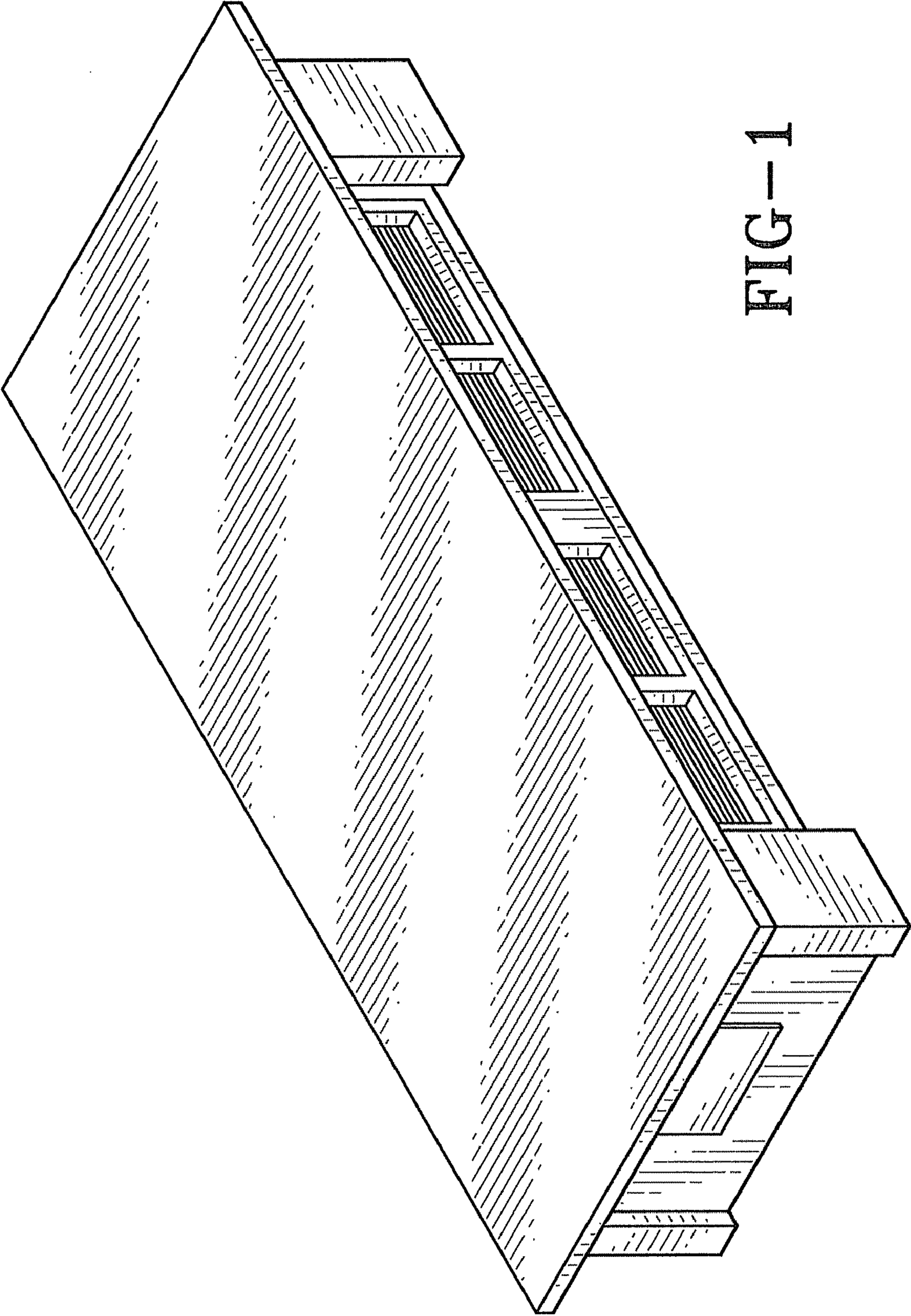


FIG-1




FIG-2

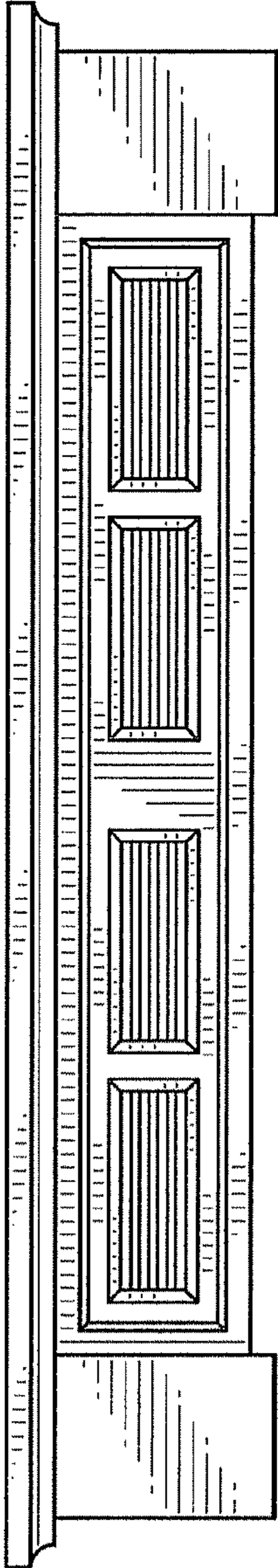


FIG-3




FIG-4




FIG-5




FIG-7




FIG-6