



US00D643419S

(12) **United States Design Patent**
Huang

(10) **Patent No.:** **US D643,419 S**

(45) **Date of Patent:** **** Aug. 16, 2011**

(54) **HEADSET HOLDER**

(75) Inventor: **Chao Huang**, Helsinki (FI)

(73) Assignee: **Nokia Corporation**, Espoo (FI)

(**) Term: **14 Years**

(21) Appl. No.: **29/368,178**

(22) Filed: **Aug. 19, 2010**

(51) **LOC (9) Cl.** **14-01**

(52) **U.S. Cl.** **D14/223**

(58) **Field of Classification Search** D14/205,
D14/206, 223, 253, 217, 229, 203.1, 203.5,
D14/203.8, 224, 240; D3/201, 208, 218;
D13/103, 108; D8/394, 356; D27/186, 194;
379/420.02, 420.04; 381/385; 24/3.12; 248/309.1,
248/311.2, 316.7, 313; 455/90.3, 575.1;
D21/694, 771, 839

See application file for complete search history.

(56) **References Cited**

U.S. PATENT DOCUMENTS

2,470,212	A	*	5/1949	Carlson	242/405.1
2,533,341	A	*	12/1950	Alfano	242/388
D542,123	S	*	5/2007	Symons	D8/356
D549,557	S	*	8/2007	Mori et al.	D8/356
D575,143	S	*	8/2008	Kuo et al.	D8/394

D596,927	S	*	7/2009	Ting	D8/356
D600,673	S	*	9/2009	Kim et al.	D14/205
D602,468	S		10/2009	Bradford		
D603,376	S	*	11/2009	Blasko	D14/223
D606,980	S		12/2009	Bradford		
D639,270	S	*	6/2011	Nagayama et al.	D14/205

* cited by examiner

Primary Examiner — Paula Greene

(74) *Attorney, Agent, or Firm* — Banner & Witcoff, Ltd.

(57) **CLAIM**

The ornamental design for a headset holder, as shown and described.

DESCRIPTION

FIG. 1 is a perspective front view of a headset holder showing my new design;

FIG. 2 is a front view thereof;

FIG. 3 is a rear view thereof;

FIG. 4 is a left side view thereof;

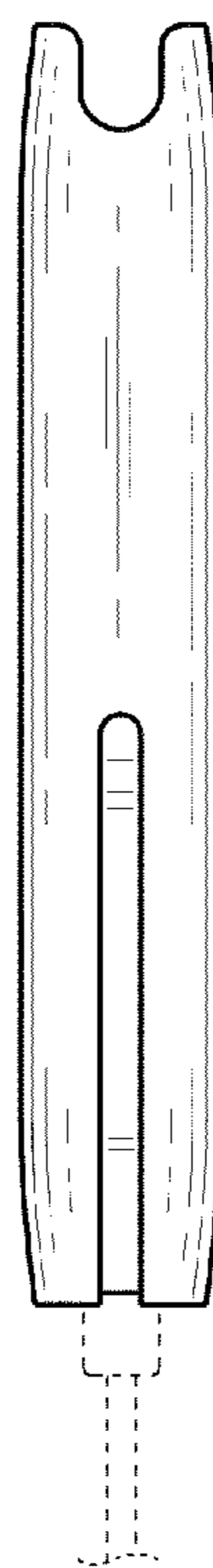
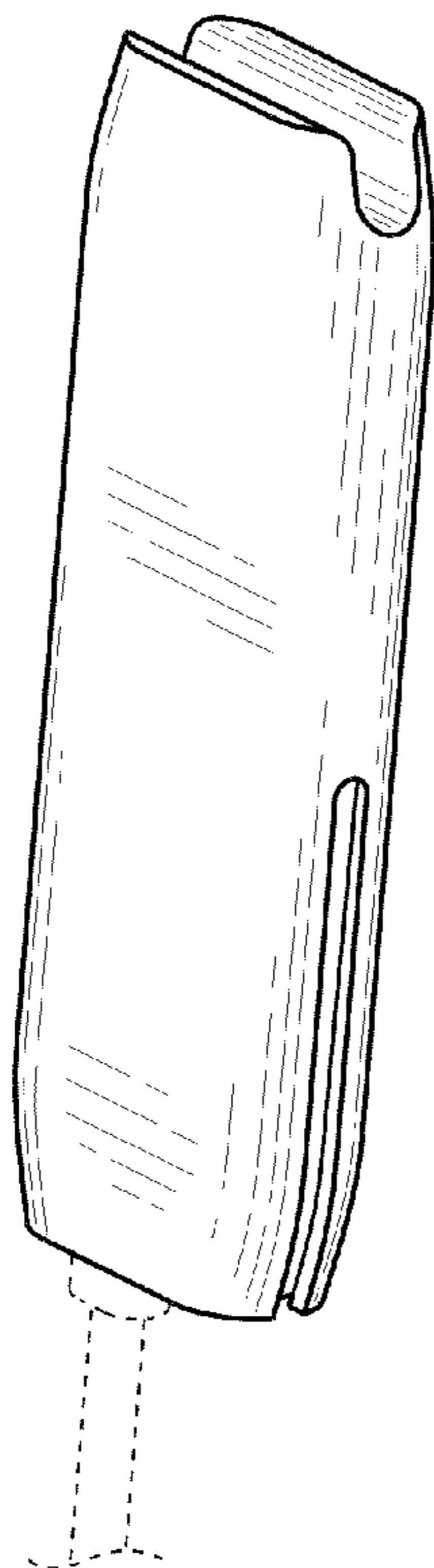
FIG. 5 is a right side thereof;

FIG. 6 is a top view thereof; and,

FIG. 7 is a bottom view thereof.

The broken line showing the environmental structure of the headset holder and the unshaded areas within FIGS. 1-7 are for illustrative purposes only and form no part of the claimed design.

1 Claim, 4 Drawing Sheets



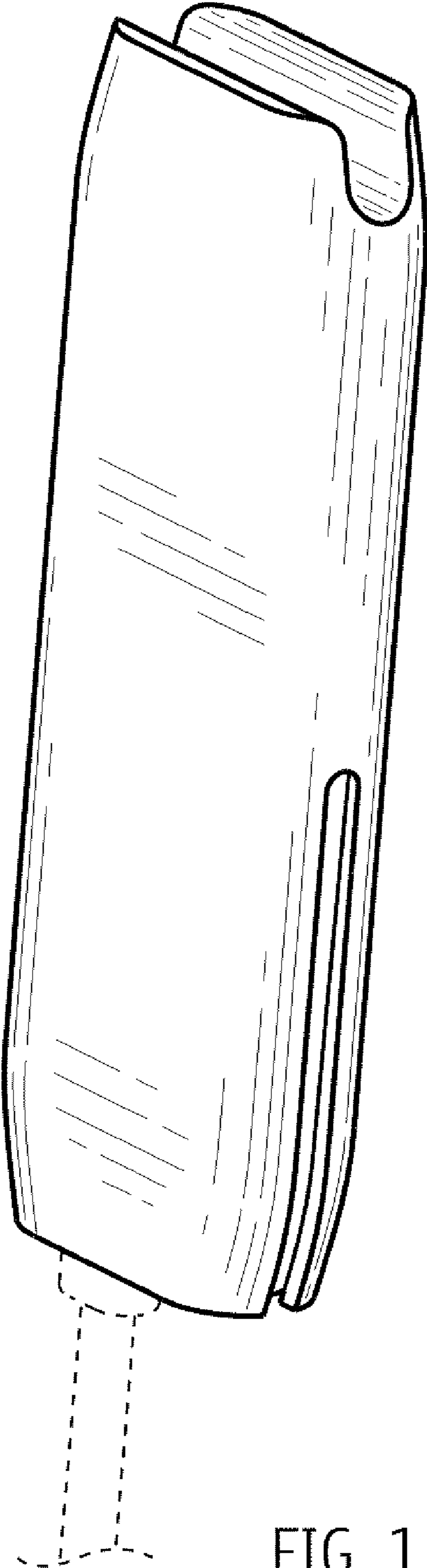


FIG. 1




FIG. 2




FIG. 3

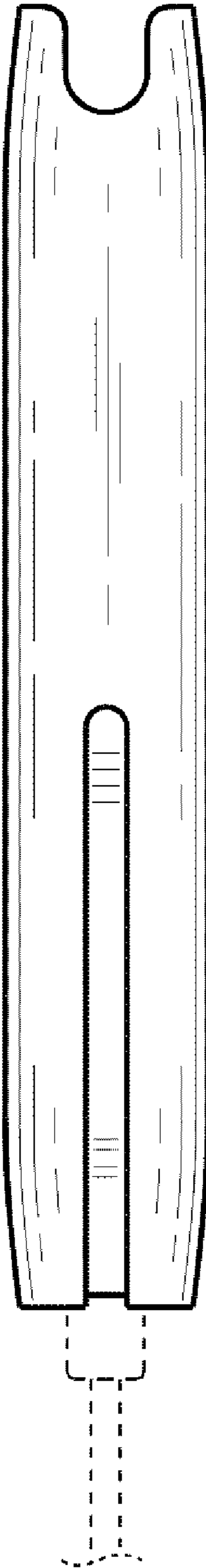


FIG. 4

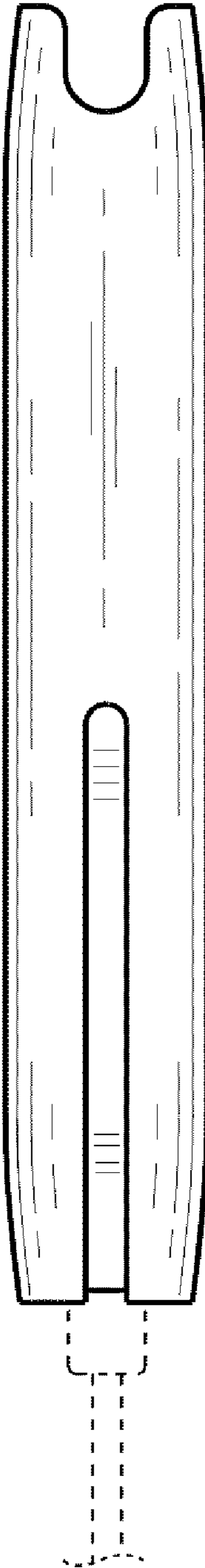


FIG. 5




FIG. 6

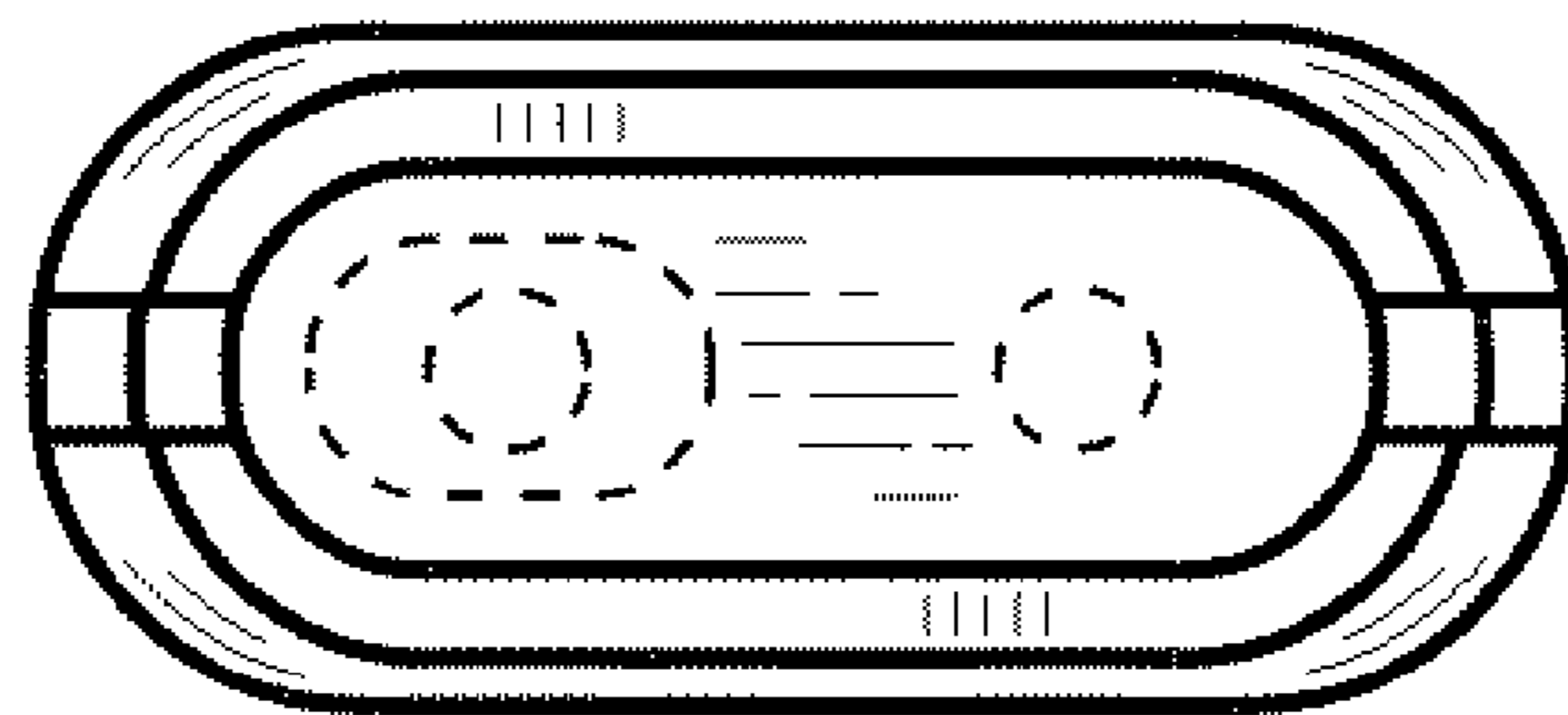


FIG. 7