



US00D643401S

(12) **United States Design Patent**  
**Chen et al.**

(10) **Patent No.:** **US D643,401 S**

(45) **Date of Patent:** **\*\* Aug. 16, 2011**

(54) **NETWORK MULTIMEDIA PLAYER**

(56) **References Cited**

(75) Inventors: **Min Chen**, Shenzhen (CN); **Dan Hu**,  
Shenzhen (CN)

U.S. PATENT DOCUMENTS

(73) Assignee: **Shenzhen Fujiatai Technology Co.,  
Ltd.**, Shenzhen (CN)

6,593,914	B1 *	7/2003	Nuovo et al.	345/169
D520,020	S *	5/2006	Senda et al.	D14/203.7
D527,015	S *	8/2006	Yang	D14/203.7
7,203,529	B2 *	4/2007	Kim et al.	455/575.1
7,258,449	B2 *	8/2007	Chong et al.	353/85
7,281,314	B2 *	10/2007	Hess et al.	29/600
D597,556	S *	8/2009	Andre et al.	D14/496
D604,715	S *	11/2009	Shimizu et al.	D14/203.7
D606,964	S *	12/2009	Andre et al.	D14/203.7
D607,873	S *	1/2010	Lee	D14/203.7
D633,469	S *	3/2011	Lee	D14/203.7

(\*\*) Term: **14 Years**

\* cited by examiner

(21) Appl. No.: **29/376,940**

(22) Filed: **Oct. 14, 2010**

*Primary Examiner* — Prabhakar Deshmukh

(74) *Attorney, Agent, or Firm* — Westman, Champlin &  
Kelly, P.A.

(30) **Foreign Application Priority Data**

(57) **CLAIM**

The ornamental design for a network multimedia player, as  
shown and described.

Apr. 16, 2010 (CN) ..... 2010 3 0146637

(51) **LOC (9) Cl.** ..... **14-03**

(52) **U.S. Cl.** ..... **D14/203.7**; D14/203.3; D14/496

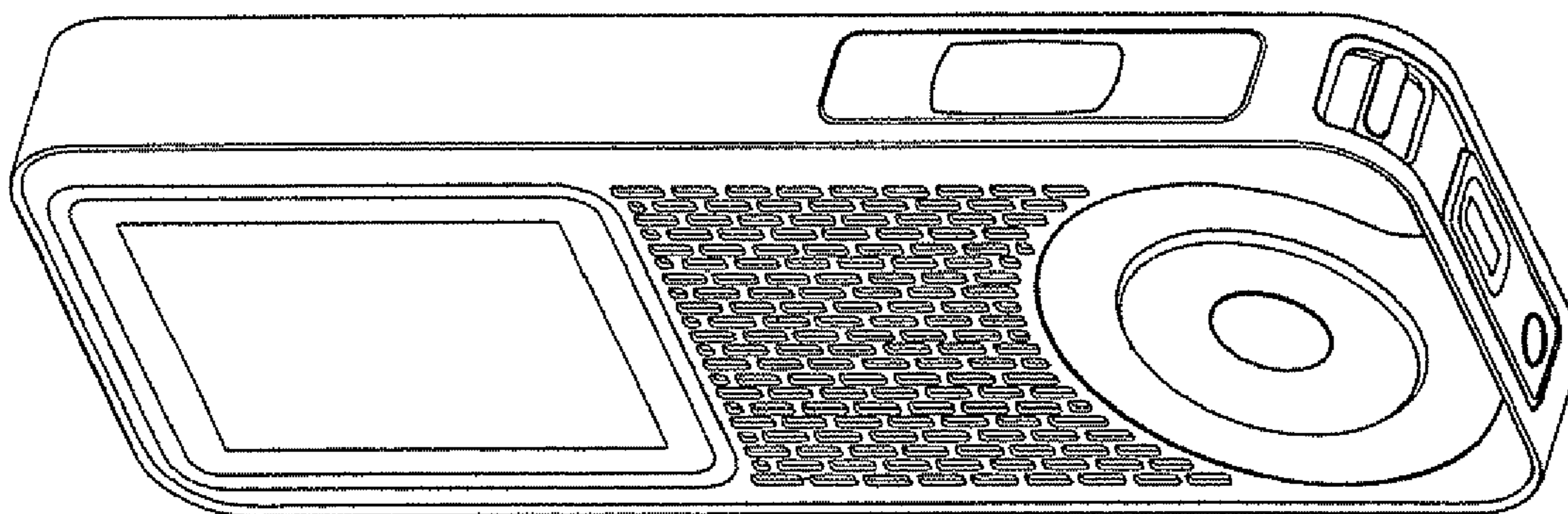
(58) **Field of Classification Search** ..... D14/496,  
D14/401, 435, 474, 483, 217, 137, 138, 160,  
D14/168, 356, 203.1–203.8, 507; 345/156,  
345/169, 173–179, 905; 715/727–729, 864;  
710/1, 5, 8; 713/1, 600; 455/1.1, 1.7, 73,  
455/344–347, 93, 95, 3.01–3.06, 550.1, 573.1;  
370/342–344; 369/1, 2, 6–12; 463/43–47;  
273/148 B

**DESCRIPTION**

FIG. 1 is a bottom plan view of a network multimedia player  
showing our new design;  
FIG. 2 is a front elevational view thereof;  
FIG. 3 is a top plan view thereof;  
FIG. 4 is a rear elevational view thereof;  
FIG. 5 is a right side elevational view thereof;  
FIG. 6 is a left side elevational view thereof;  
FIG. 7 is a perspective view thereof; and,  
FIG. 8 is another perspective view thereof.

See application file for complete search history.

**1 Claim, 2 Drawing Sheets**



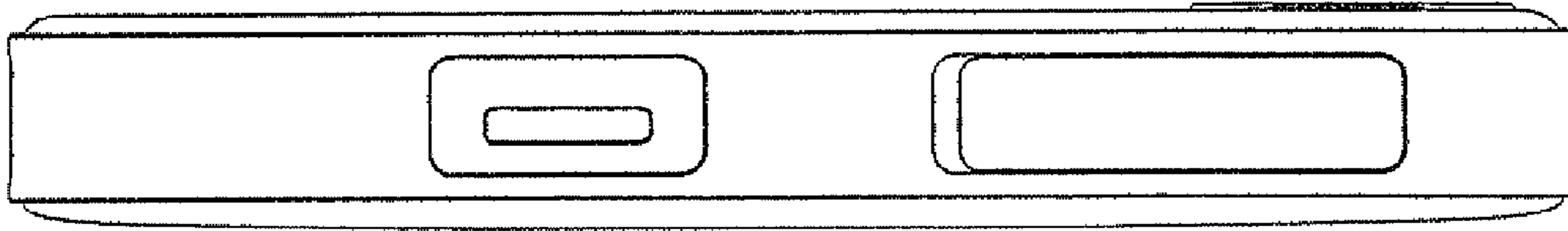


Figure 1

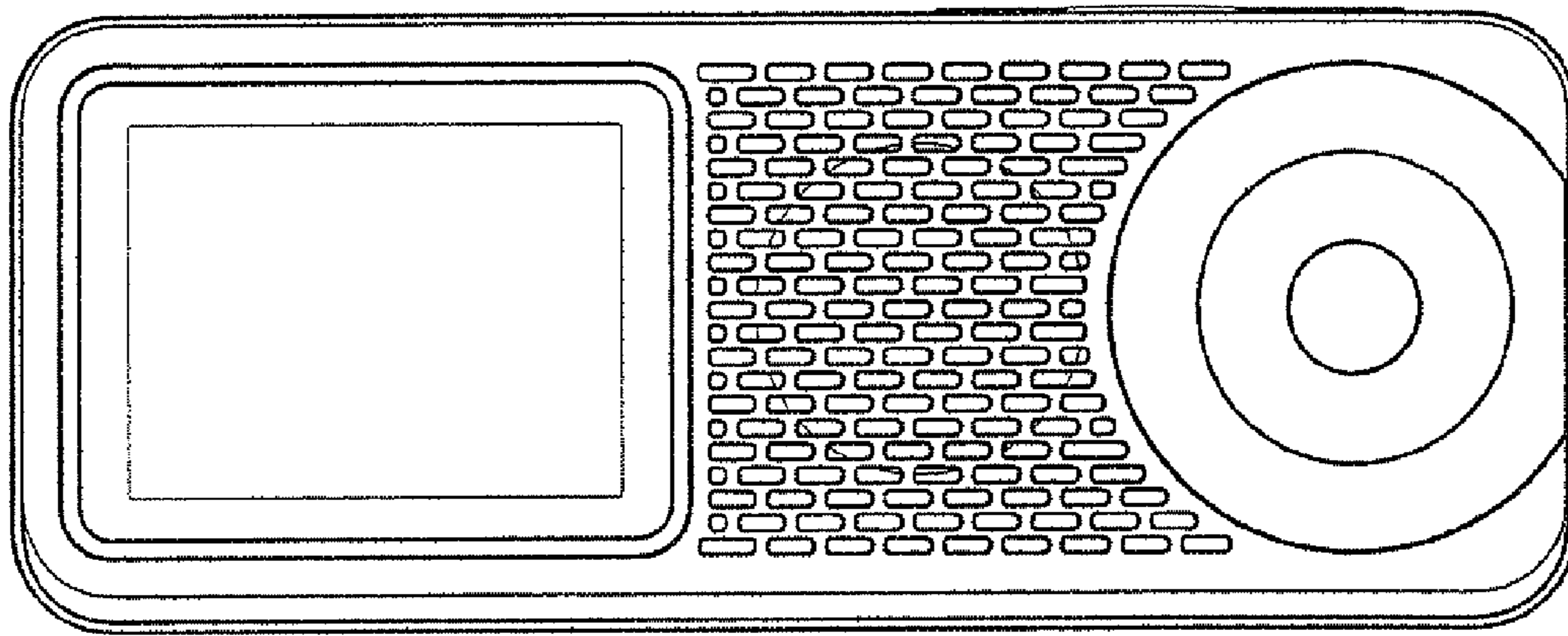


Figure 2




Figure 3




Figure 4

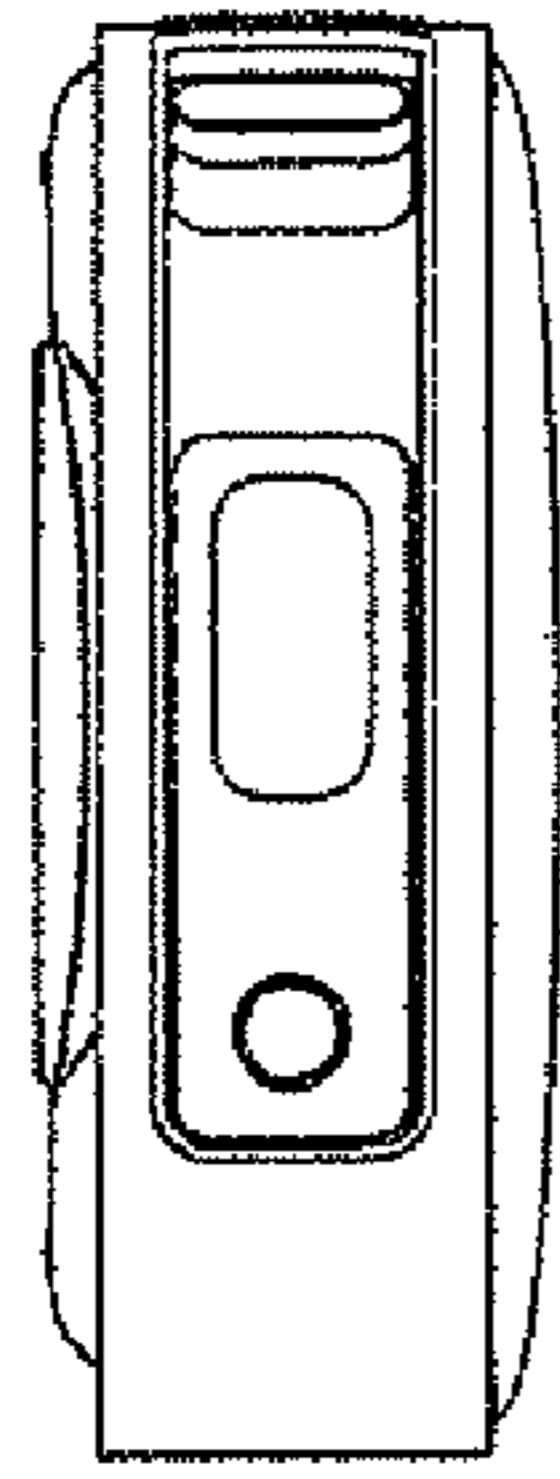


Figure 5




Figure 6

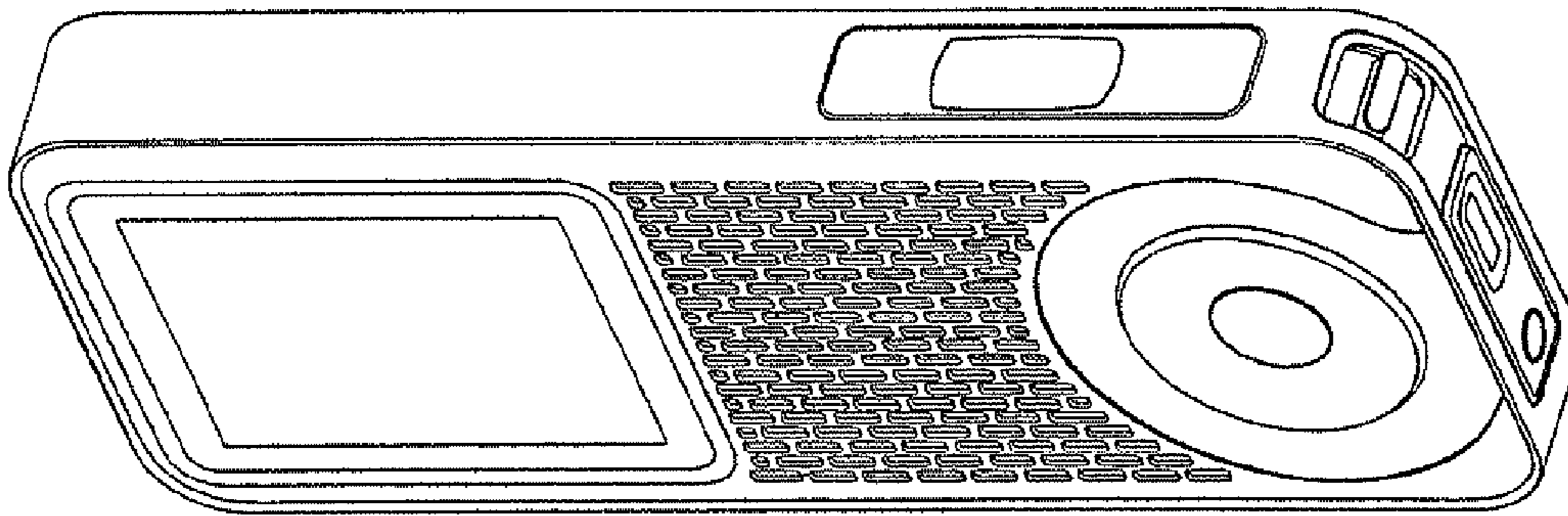


Figure 7

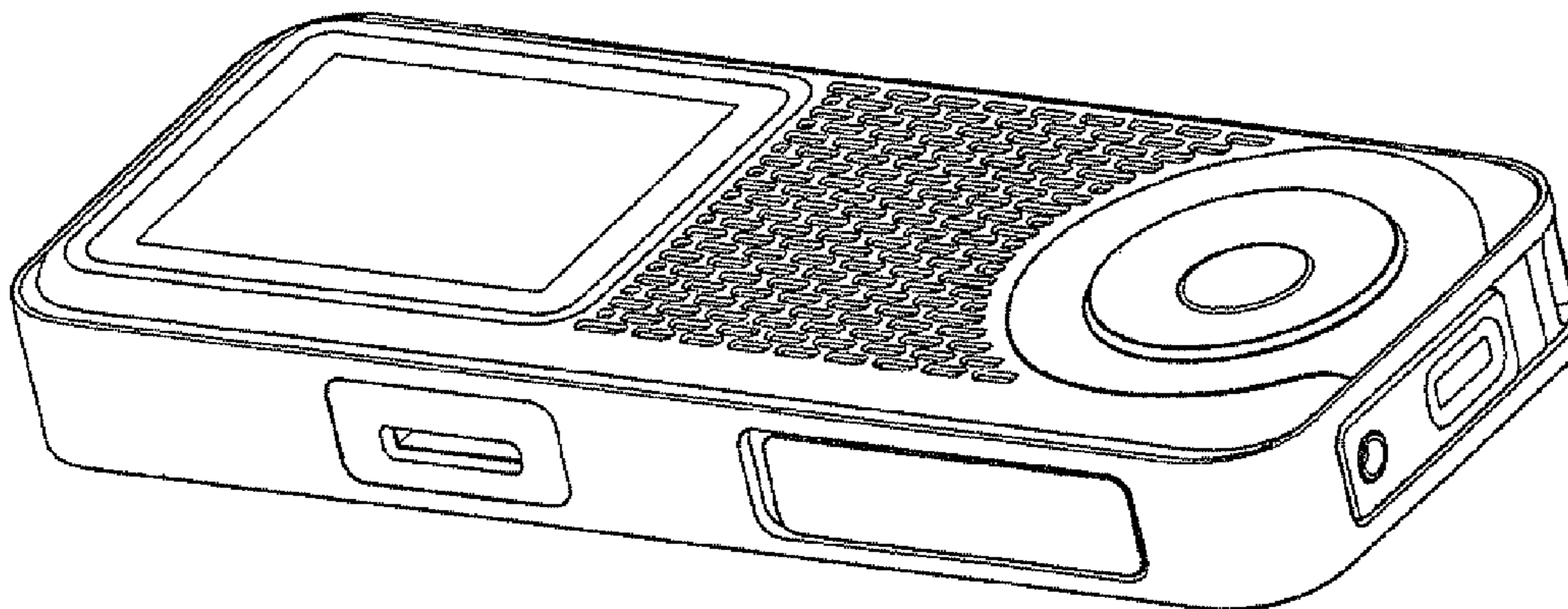


Figure 8