



US00D643399S

(12) **United States Design Patent**
Clemons et al.

(10) **Patent No.:** **US D643,399 S**

(45) **Date of Patent:** **** Aug. 16, 2011**

(54) **AUDIO RECORDING AND PLAYBACK APPARATUS**

D497,153 S * 10/2004 Oas D14/188
D497,607 S * 10/2004 Oas D14/188
D515,068 S * 2/2006 White D14/188

* cited by examiner

(76) Inventors: **Bret Clemons**, Windham, NH (US);
Robert Valero, Los Angeles, CA (US)

Primary Examiner — Austin Murphy

(**) Term: **14 Years**

(74) *Attorney, Agent, or Firm* — Dax D. Anderson; Kirton & McConkie

(21) Appl. No.: **29/381,626**

(57) **CLAIM**

The ornamental design for an audio recording and playback apparatus, as shown.

(22) Filed: **Dec. 21, 2010**

DESCRIPTION

(51) **LOC (9) Cl.** **14-01**

(52) **U.S. Cl.** **D14/167**

(58) **Field of Classification Search** D14/167,
D14/154, 168, 188, 496, 156, 160, 161, 162,
D14/163, 164, 165, 158, 203.1, 341, 346,
D14/342, 345, 225, 226, 228, 227, 214; 455/351,
455/350; D19/60, 62; D21/330; 369/44.14,
369/44.32; 700/94

See application file for complete search history.

FIG. 1 is a perspective view of the audio recording and playback apparatus.

FIG. 2 is a front view of the audio recording and playback apparatus.

FIG. 3 is a back view of the audio recording and playback apparatus.

FIG. 4 is a side view of the audio recording and playback apparatus.

FIG. 5 is a side view of the audio recording and playback apparatus.

FIG. 6 is a top view of the audio recording and playback apparatus; and,

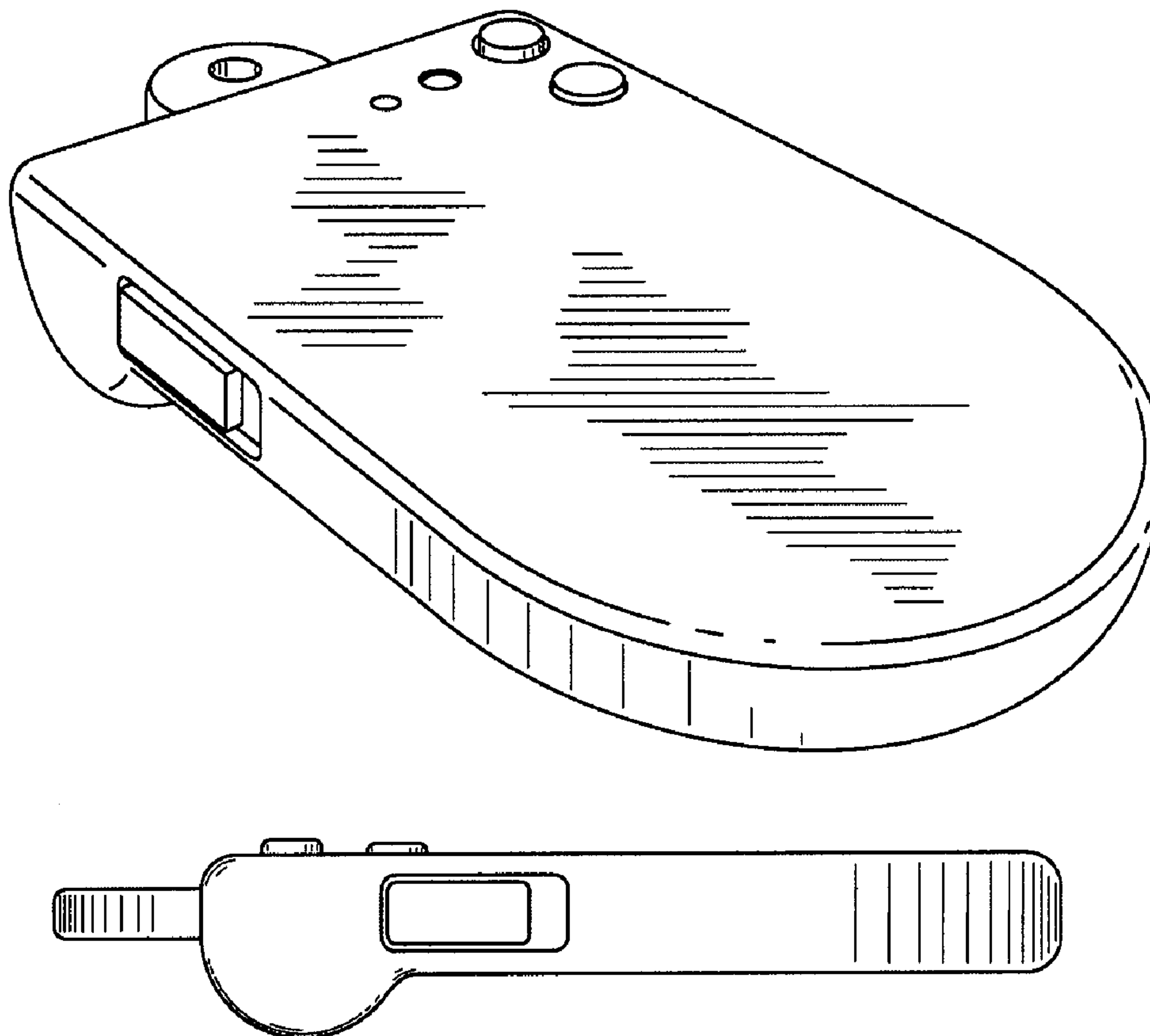
FIG. 7 is a bottom is view of the audio recording and playback apparatus.

(56) **References Cited**

U.S. PATENT DOCUMENTS

D370,484 S * 6/1996 Williamson et al. D14/160
D408,411 S * 4/1999 Hakoda D14/168
D427,177 S * 6/2000 Yamazaki D14/192

1 Claim, 3 Drawing Sheets



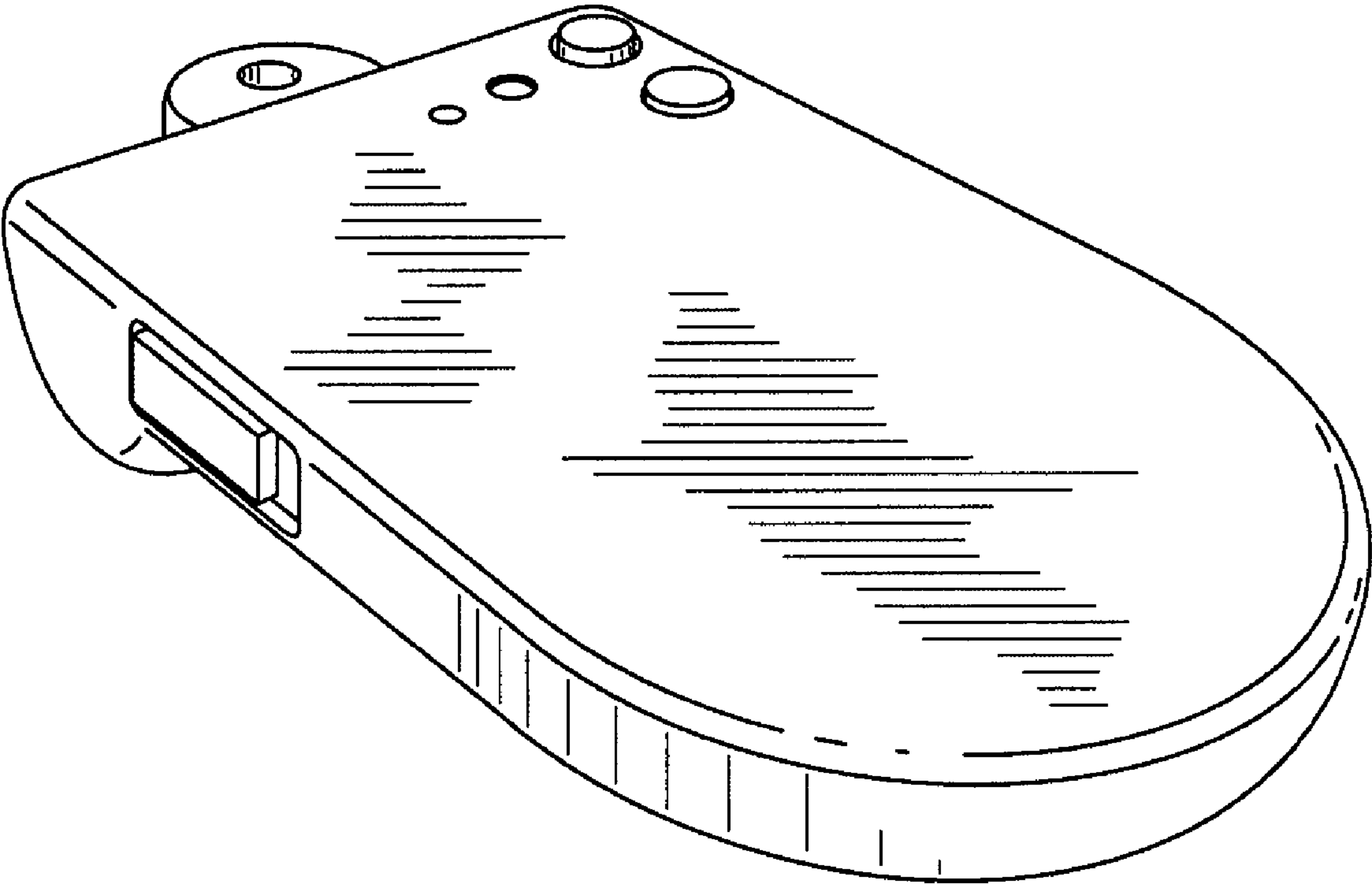


FIG. 1

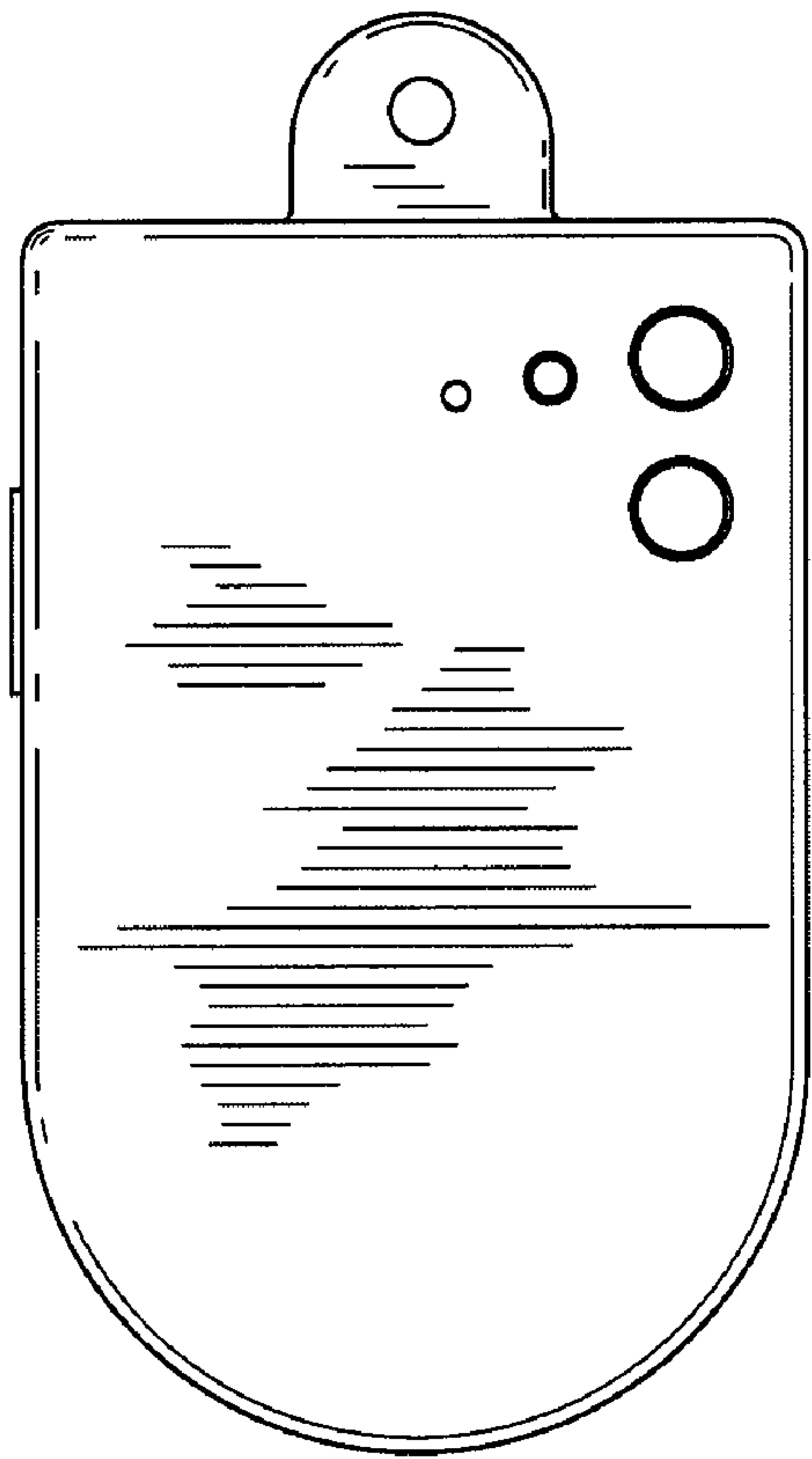


FIG. 2

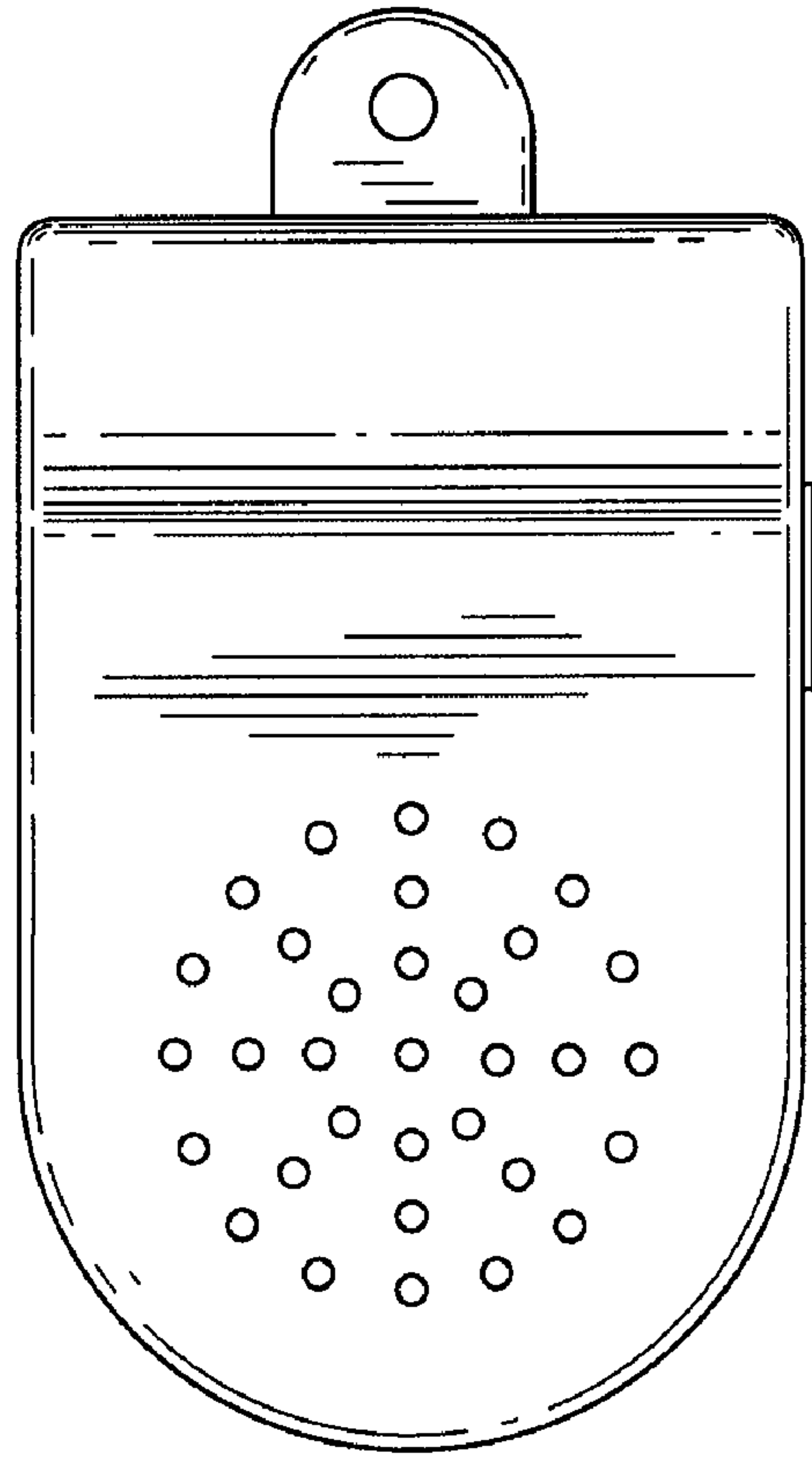


FIG. 3

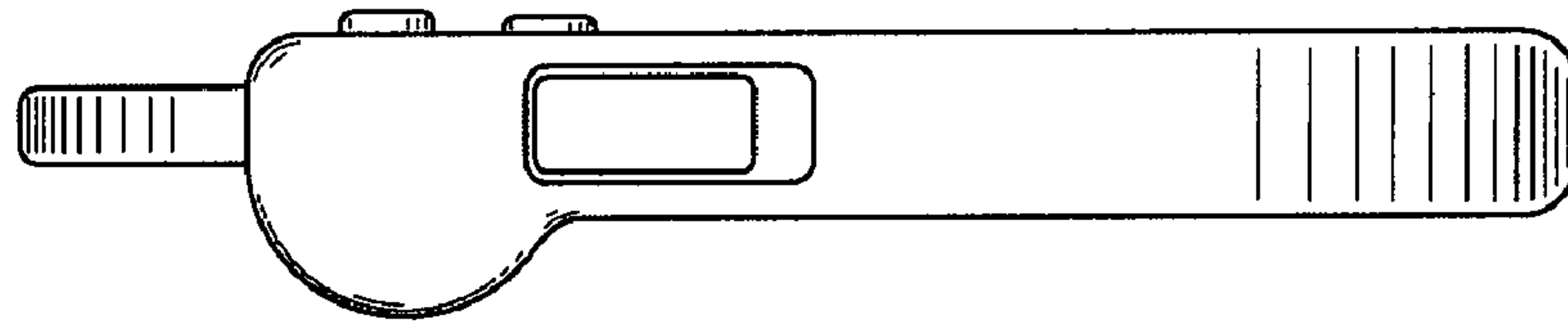


FIG. 4




FIG. 5




FIG. 6




FIG. 7