



US00D643349S

(12) **United States Design Patent**
Schell et al.

(10) **Patent No.:** **US D643,349 S**

(45) **Date of Patent:** **** Aug. 16, 2011**

(54) **VEHICLE REAR DIFFUSER**

(75) Inventors: **Damon Schell**, San Pedro, CA (US);
Alicia Akino Higa, Hawthorne, CA (US)

(73) Assignee: **Honda Motor Co., Ltd.**, Tokyo (JP)

(**) Term: **14 Years**

(21) Appl. No.: **29/375,372**

(22) Filed: **Sep. 21, 2010**

(51) **LOC (9) Cl.** **12-16**

(52) **U.S. Cl.** **D12/169**

(58) **Field of Classification Search** D12/169,
D12/196, 171, 216, 163, 86, 90-92; 293/102,
293/113, 115, 117, 120; 296/180.1, 180.2
See application file for complete search history.

(56) **References Cited**

U.S. PATENT DOCUMENTS

D545,732 S * 7/2007 Truebsbach D12/169
D578,449 S * 10/2008 Jodo D12/169

D580,319 S * 11/2008 Gueler et al. D12/169
D606,463 S * 12/2009 Furuhashi et al. D12/169
D614,099 S * 4/2010 Ectors et al. D12/169

* cited by examiner

Primary Examiner — Melody N Brown

(74) *Attorney, Agent, or Firm* — Plumsea Law Group, LLC;
Mark E. Duell


(57) **CLAIM**

The ornamental design for a vehicle rear diffuser, as shown and described.

DESCRIPTION

FIG. 1 is a perspective view of a vehicle rear diffuser showing our new design;
FIG. 2 is a rear elevational view thereof;
FIG. 3 is a side elevational view of one side, the opposite side being a mirror image thereof; and,
FIG. 4 is a bottom plan view thereof.

1 Claim, 2 Drawing Sheets



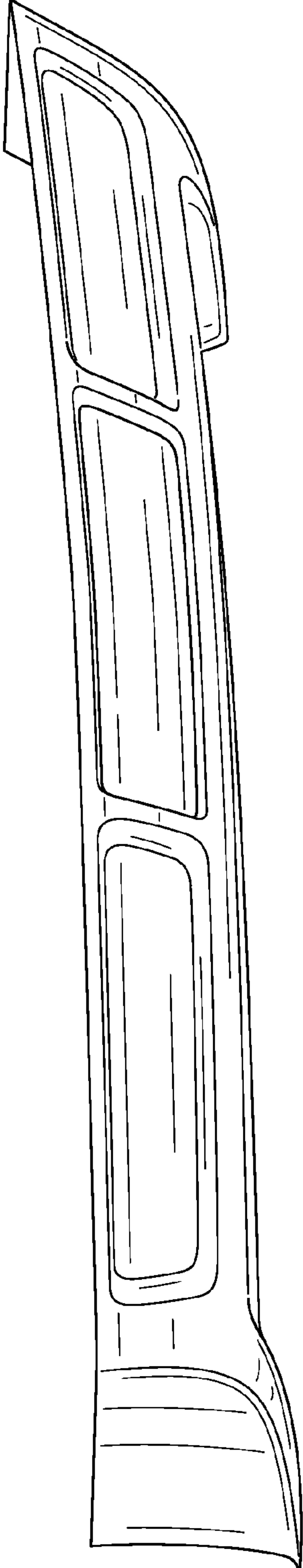


FIG. 1

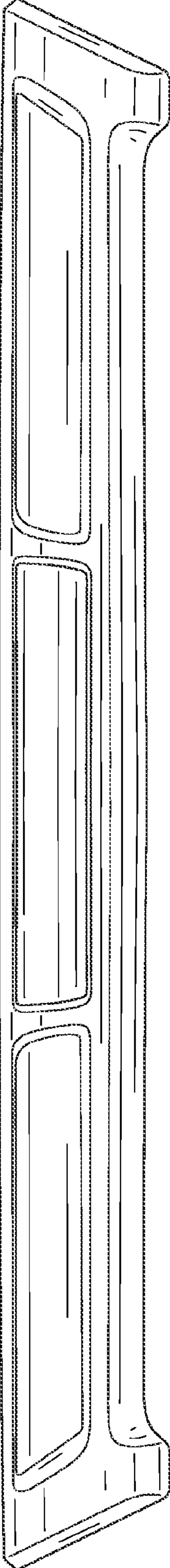


FIG. 2

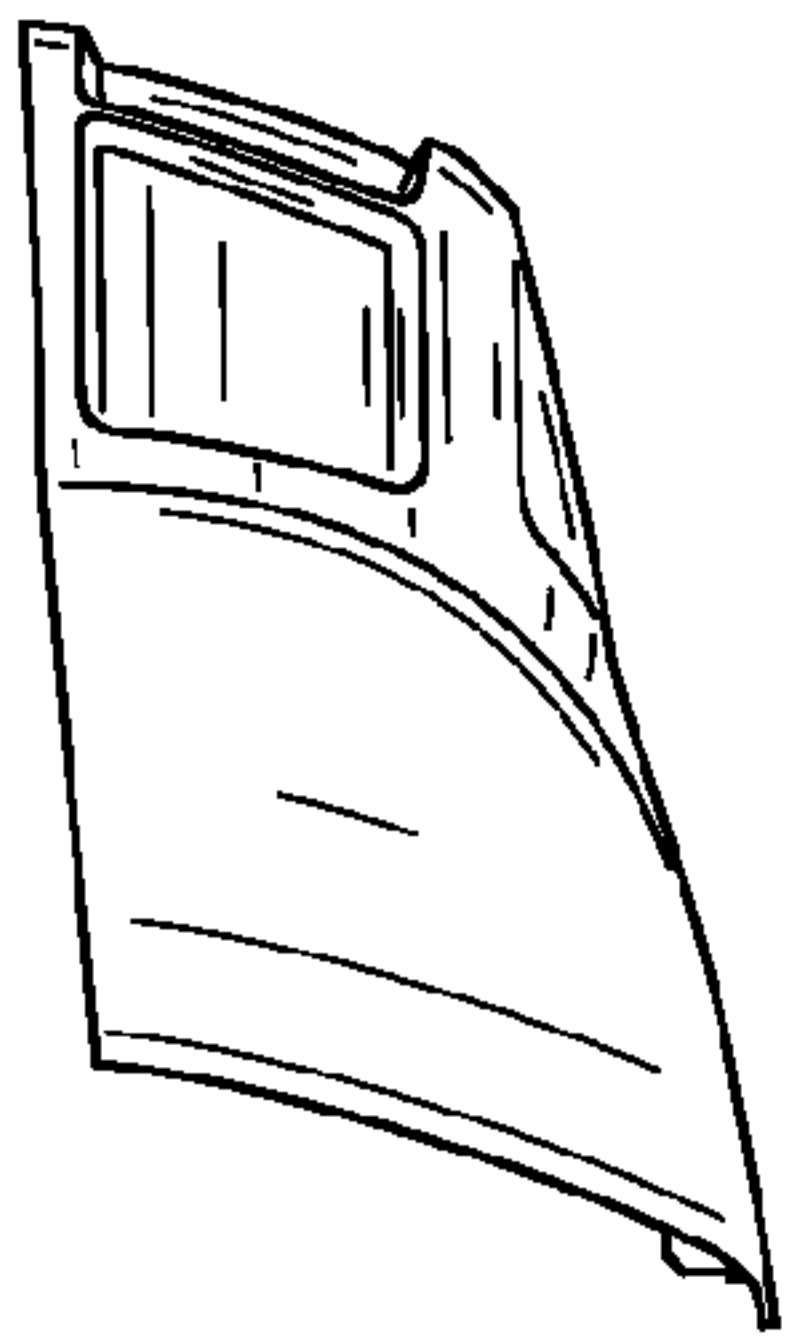


FIG. 3

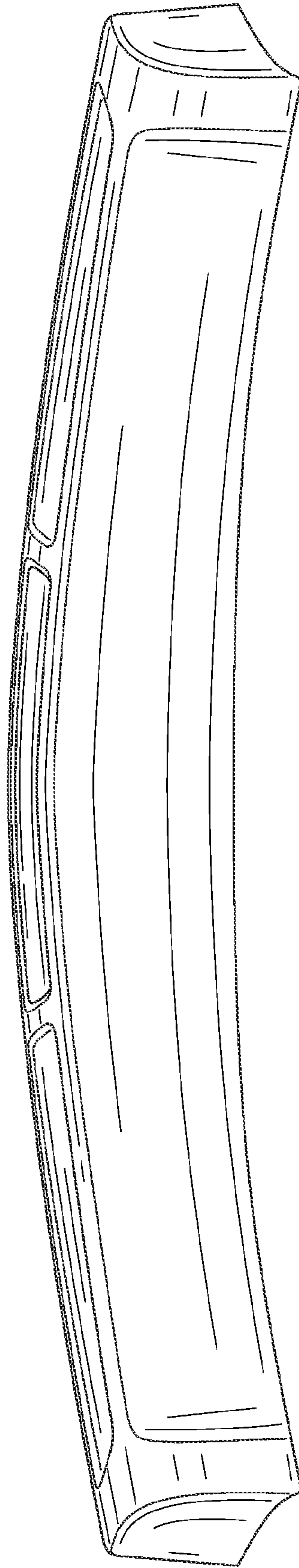


FIG. 4