



US00D643335S

(12) **United States Design Patent**
Pontaoe

(10) **Patent No.:** **US D643,335 S**
(45) **Date of Patent:** **** Aug. 16, 2011**

(54) **ZIPPER PULLER**

(75) Inventor: **John S. Pontaoe**, Chicago, IL (US)

(73) Assignee: **Illinois Tool Works Inc.**, Glenview, IL (US)

(**) Term: **14 Years**

(21) Appl. No.: **29/385,340**

(22) Filed: **Feb. 11, 2011**

(51) **LOC (9) Cl.** **02-07**

(52) **U.S. Cl.** **D11/221**

(58) **Field of Classification Search** D11/200,
D11/201, 221; 24/381–383, 385–387, 414–417,
24/421–422, 427–431, 433; 2/265
See application file for complete search history.

(56) **References Cited**

U.S. PATENT DOCUMENTS

D436,556 S *	1/2001	Pontaoe	D11/221
D449,251 S *	10/2001	Chung	D11/221
D558,090 S *	12/2007	Yang	D11/221
D559,147 S *	1/2008	Yang	D11/221
D575,192 S *	8/2008	Yoshiguchi	D11/221
D578,932 S *	10/2008	Yoshiguchi	D11/221

OTHER PUBLICATIONS

Universal Trim Supply Co., Ltd., Picture of Samples.

* cited by examiner

Primary Examiner — Ralf Seifert

(74) *Attorney, Agent, or Firm* — Paul F. Donovan; Mark W. Croll

(57) **CLAIM**

The ornamental design for a zipper puller, as shown and described.

DESCRIPTION

FIG. 1 is a perspective view of the zipper puller showing the new design;

FIG. 2 is a top view thereof;

FIG. 3 is a bottom view thereof;

FIG. 4 is a back end view thereof;

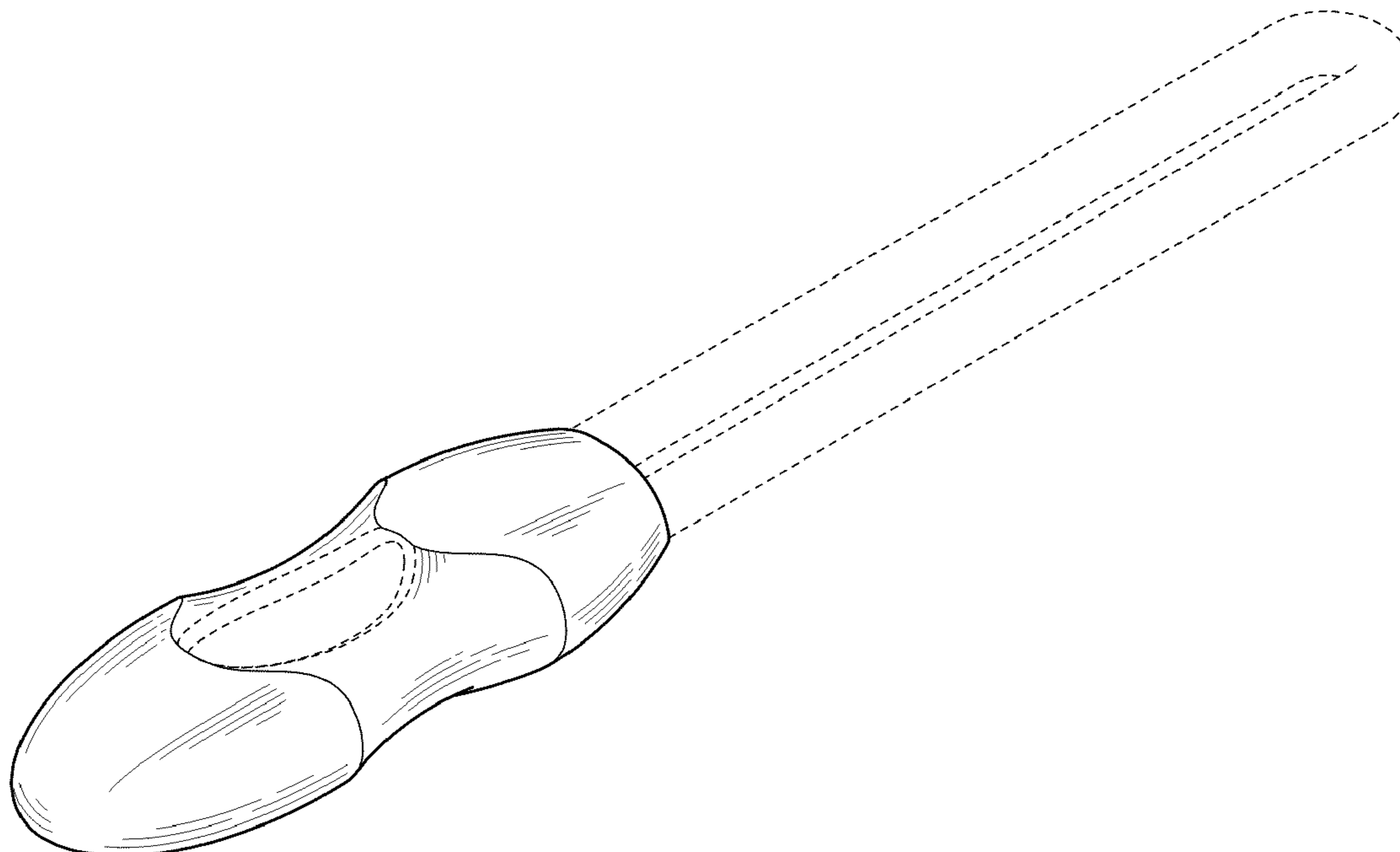
FIG. 5 is a right side view thereof;

FIG. 6 is a front end view thereof; and,

FIG. 7 is a left side view thereof.

The broken line portions of the disclosure are for illustrative purposes only and form no part of the claimed design.

1 Claim, 3 Drawing Sheets



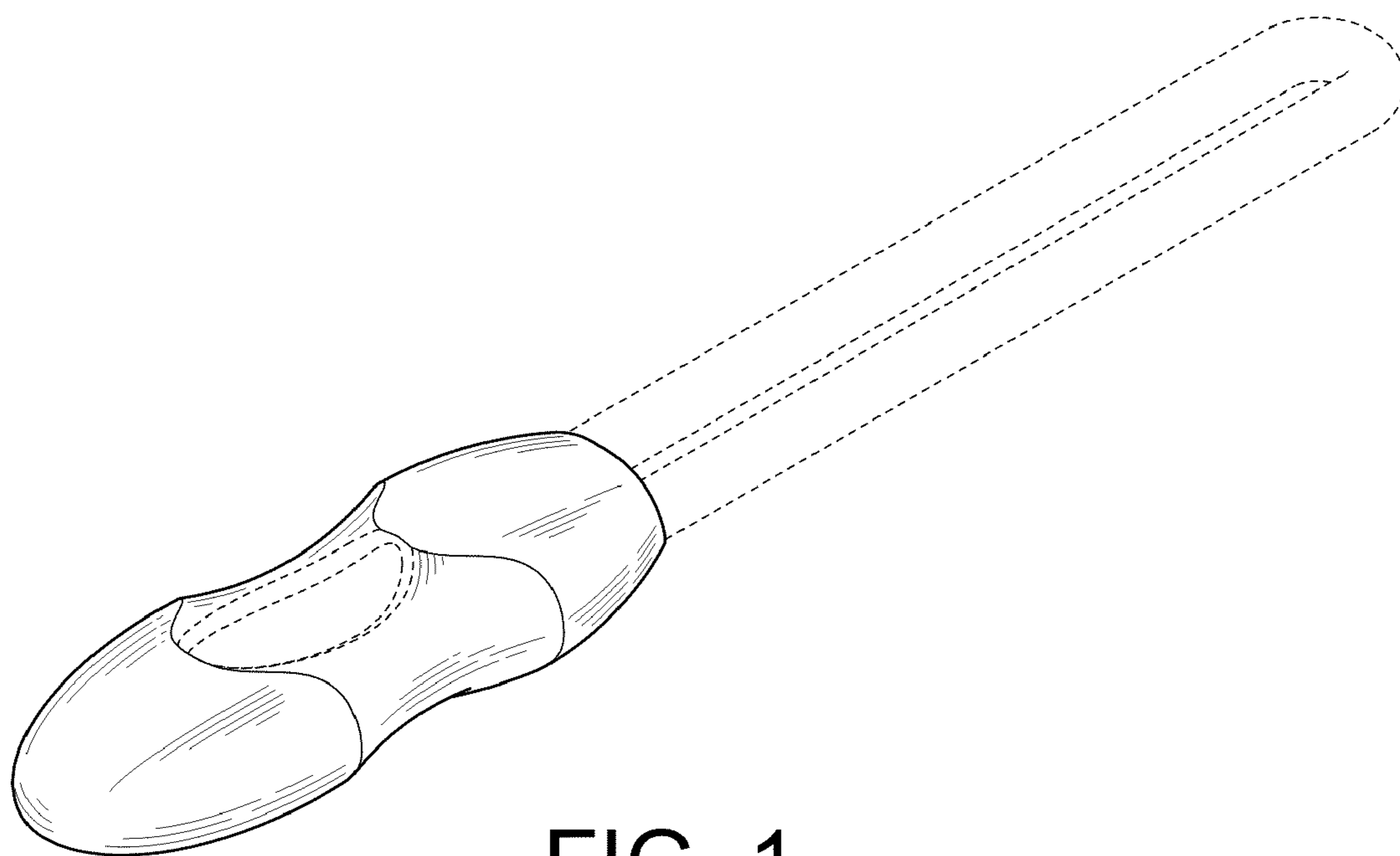


FIG. 1




FIG. 2

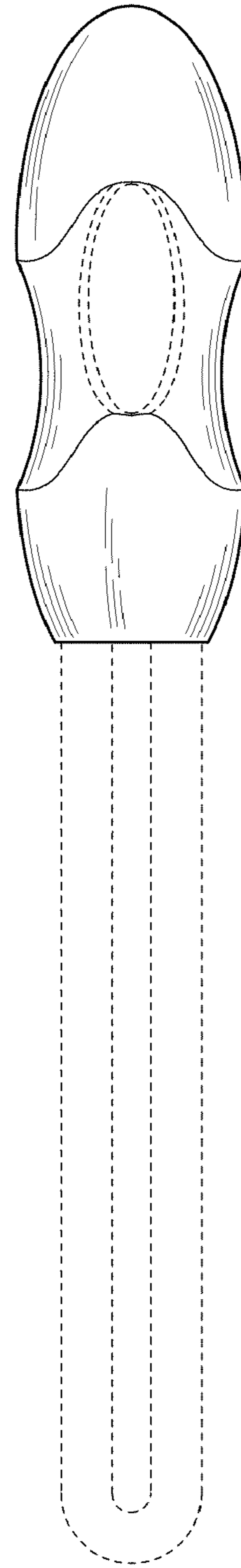


FIG. 3

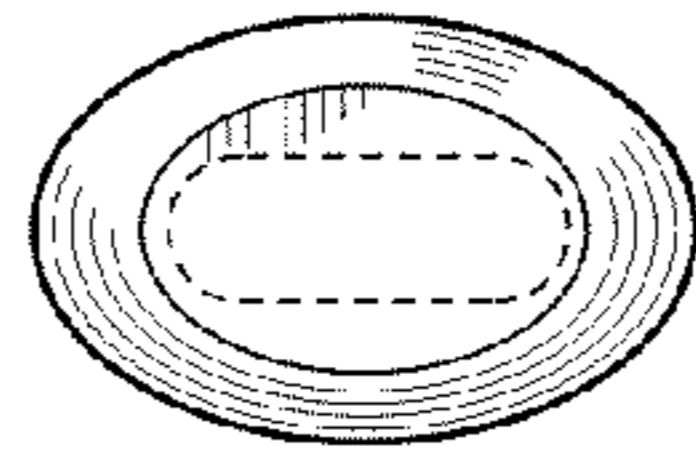


FIG. 4

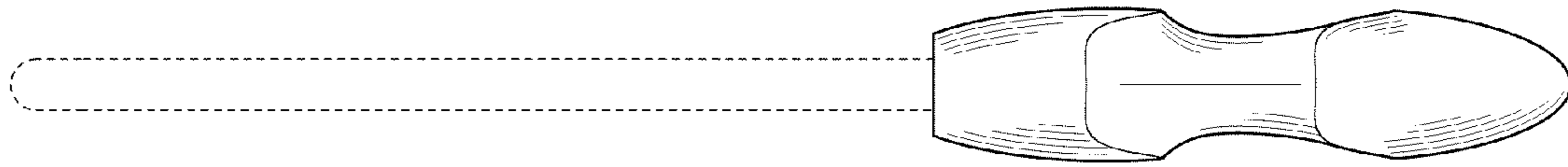


FIG. 5

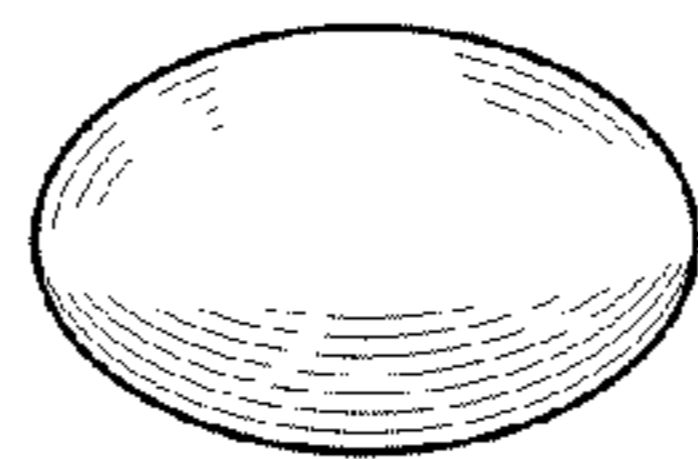


FIG. 6

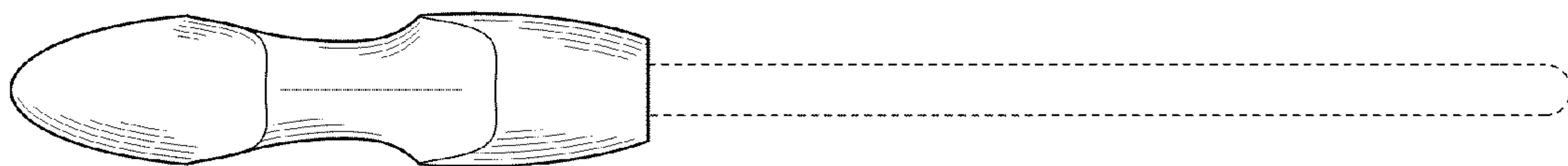


FIG. 7