



US00D643317S

(12) **United States Design Patent**
Clear et al.

(10) **Patent No.:** **US D643,317 S**
(45) **Date of Patent:** **** Aug. 16, 2011**

(54) **TWO-SIDED MEASURING CUP**
(75) Inventors: **Scott A. Clear**, Escondido, CA (US);
Charles Stanley Curbun, Leucadia,
CA (US); **Julian C. Groeli**, San Diego,
CA (US); **Carl Cook**, La Mesa, CA (US)
(73) Assignee: **DesignDesign Inc.**, Carlsbad, CA (US)
(**) Term: **14 Years**
(21) Appl. No.: **29/355,469**

(22) Filed: **Feb. 8, 2010**
(51) **LOC (9) Cl.** **10-04**
(52) **U.S. Cl.** **D10/46.3**
(58) **Field of Classification Search** D10/46,
D10/46.2, 46.3, 48, 49, 96, 97; D7/500,
D7/503, 589, 601, 602, 603, 611, 629, 326;
D9/547; 73/1.73, 1.74, 426, 427, 429; 215/379,
215/381-385; 220/568, 592.16, 592.17,
220/495.03, 500, 507, 508, 62.11, 62.12,
220/62.13, 608, 660, 669, 675
See application file for complete search history.

(56) **References Cited**
U.S. PATENT DOCUMENTS
D109,917 S * 5/1938 Lukowski D10/48
3,030,812 A * 4/1962 Lutz 73/426
3,526,138 A * 9/1970 Swett et al. 73/426
3,781,164 A * 12/1973 McCaffery 431/291
D230,954 S * 3/1974 Gregorietti D9/504
D368,865 S * 4/1996 Weterrings D10/46.3
D438,430 S * 3/2001 Gabrhel D7/523
D463,715 S * 10/2002 Dretzka D7/523
D478,785 S * 8/2003 Rorke et al. D7/628
D480,603 S * 10/2003 Joss et al. D7/535
D485,125 S * 1/2004 Jørgensen D7/540
D488,673 S * 4/2004 Farce D7/523
D550,033 S * 9/2007 Bodum D7/509

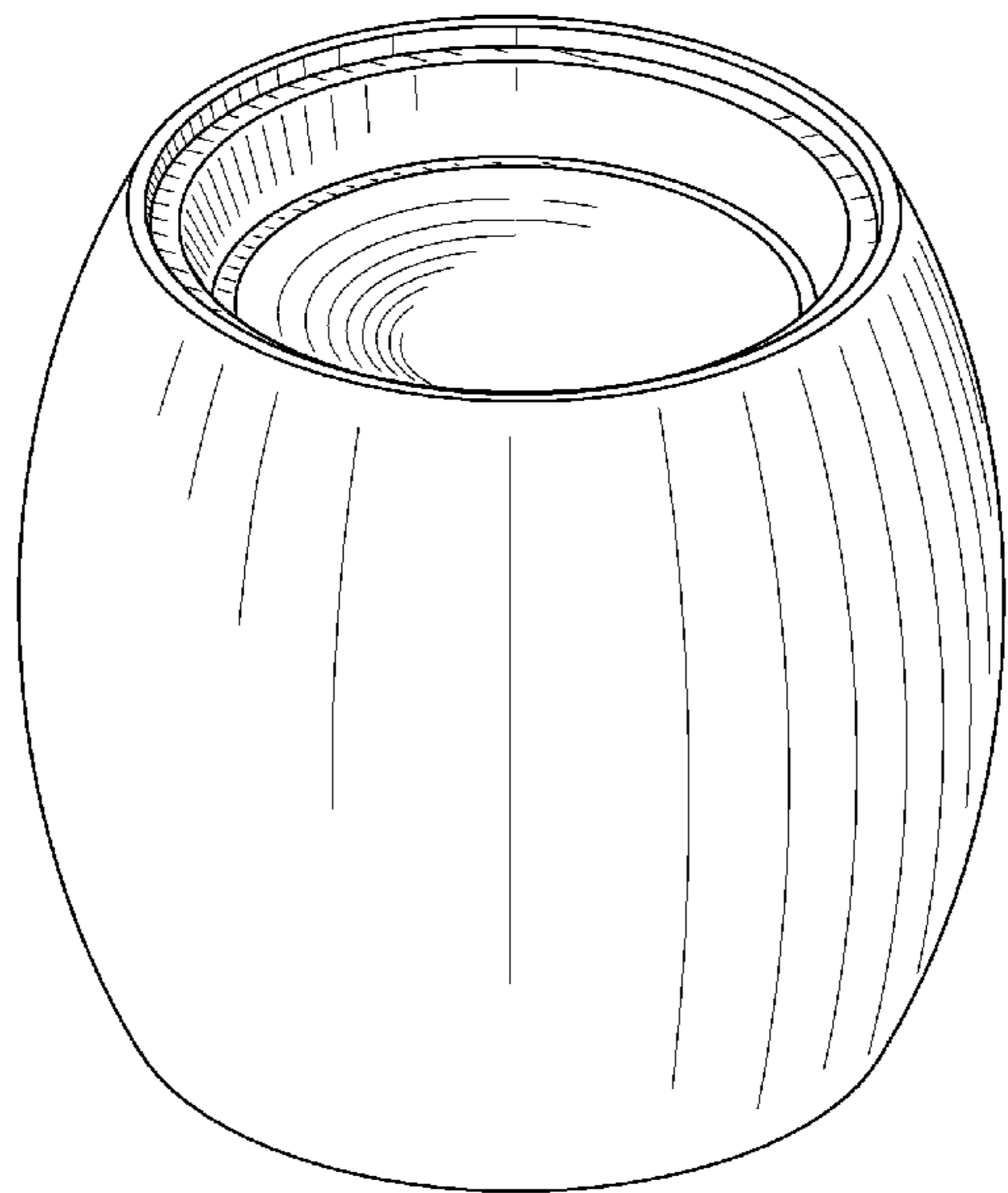
D550,034 S * 9/2007 Bodum D7/509
D551,502 S * 9/2007 Bodum D7/509
D553,440 S * 10/2007 Bodum D7/523
D553,909 S * 10/2007 Bodum D7/523
D560,512 S * 1/2008 Safar D9/716
D572,535 S * 7/2008 El-Ghouyel et al. D7/538
D599,169 S * 9/2009 Stalions et al. D7/510
D614,917 S * 5/2010 Calco D7/509
D621,729 S * 8/2010 Blust et al. D10/46.3
D623,899 S * 9/2010 Baratte D7/531
D624,836 S * 10/2010 Blust et al. D10/46.3
2006/0249518 A1 * 11/2006 Festa 220/669
2008/0047865 A1 * 2/2008 Willat et al. 206/509
* cited by examiner

Primary Examiner — Stella Reid
Assistant Examiner — Elizabeth J Oswecki
(74) *Attorney, Agent, or Firm* — Knobbe Martens Olson &
Bear LLP

(57) **CLAIM**
The ornamental design for two-sided measuring cup, as
shown and described.

DESCRIPTION
FIG. 1 is a perspective view of a two-sided measuring cup
showing our new design;
FIG. 2 is a front plan view of the two-sided measuring cup
shown in FIG. 1.
FIG. 3 is a top plan view of the two-sided measuring cup
shown in FIG. 1.
FIG. 4 is a bottom plan view of the two-sided measuring cup
shown in FIG. 1; and,
FIG. 5 is a cross-sectional view of the two-sided measuring
cup shown in FIG. 1 taken along the line 5—5 shown in FIG.
4.
The left, right, and back views of the two-sided measuring
cup are identical to the front view shown in FIG. 2, and are
therefore not provided.

1 Claim, 3 Drawing Sheets






FIG. 1

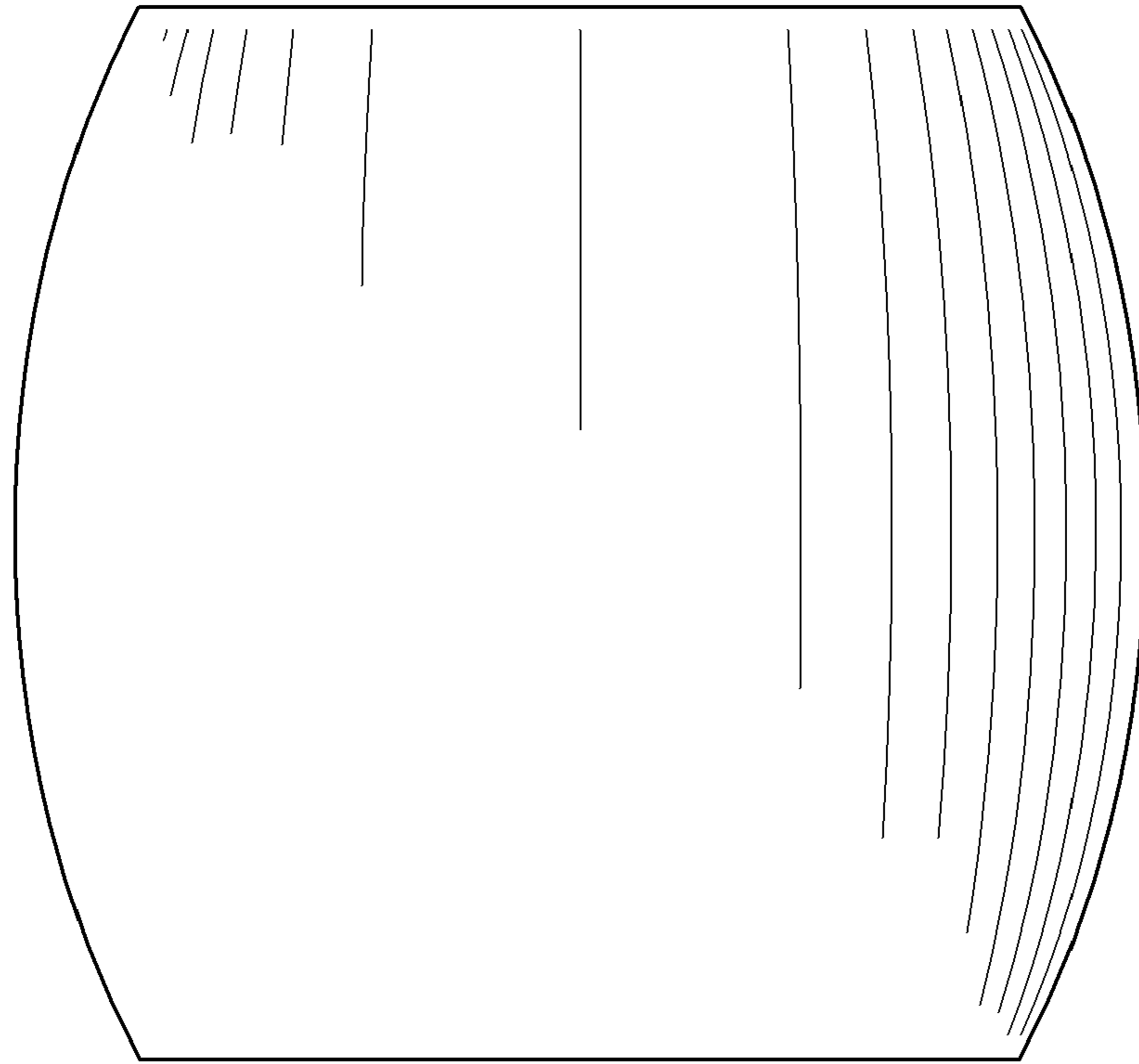


FIG. 2

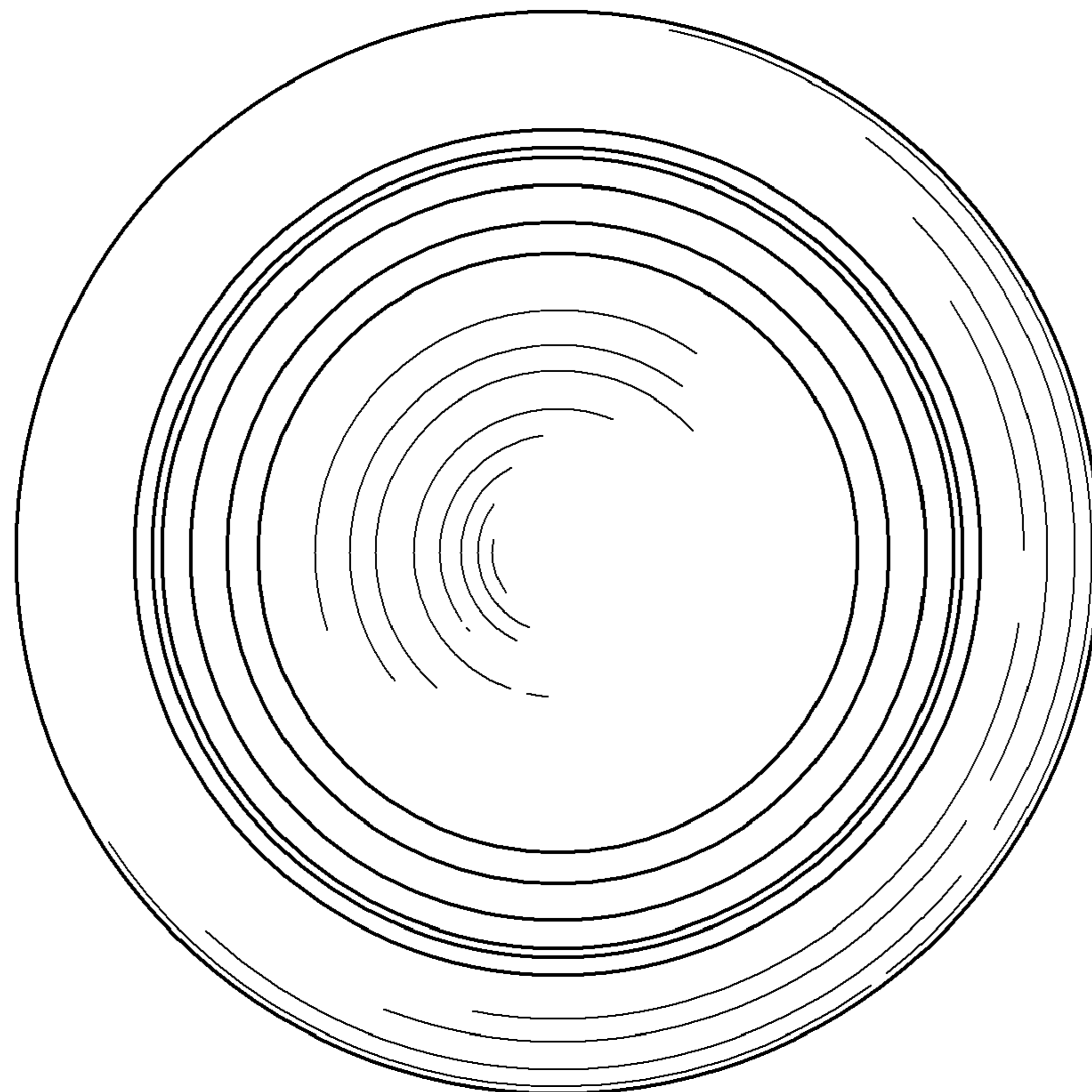


FIG. 3

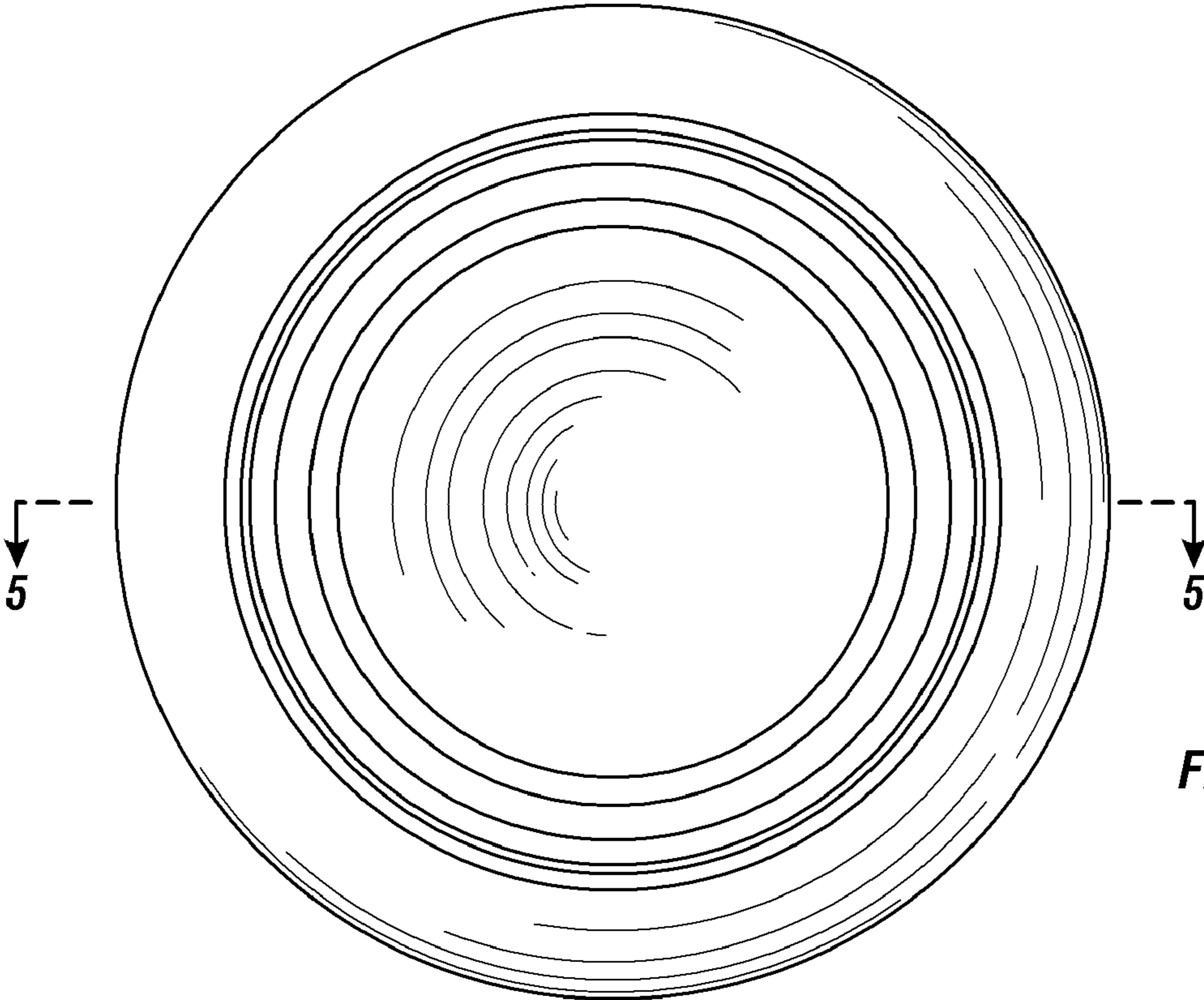


FIG. 4

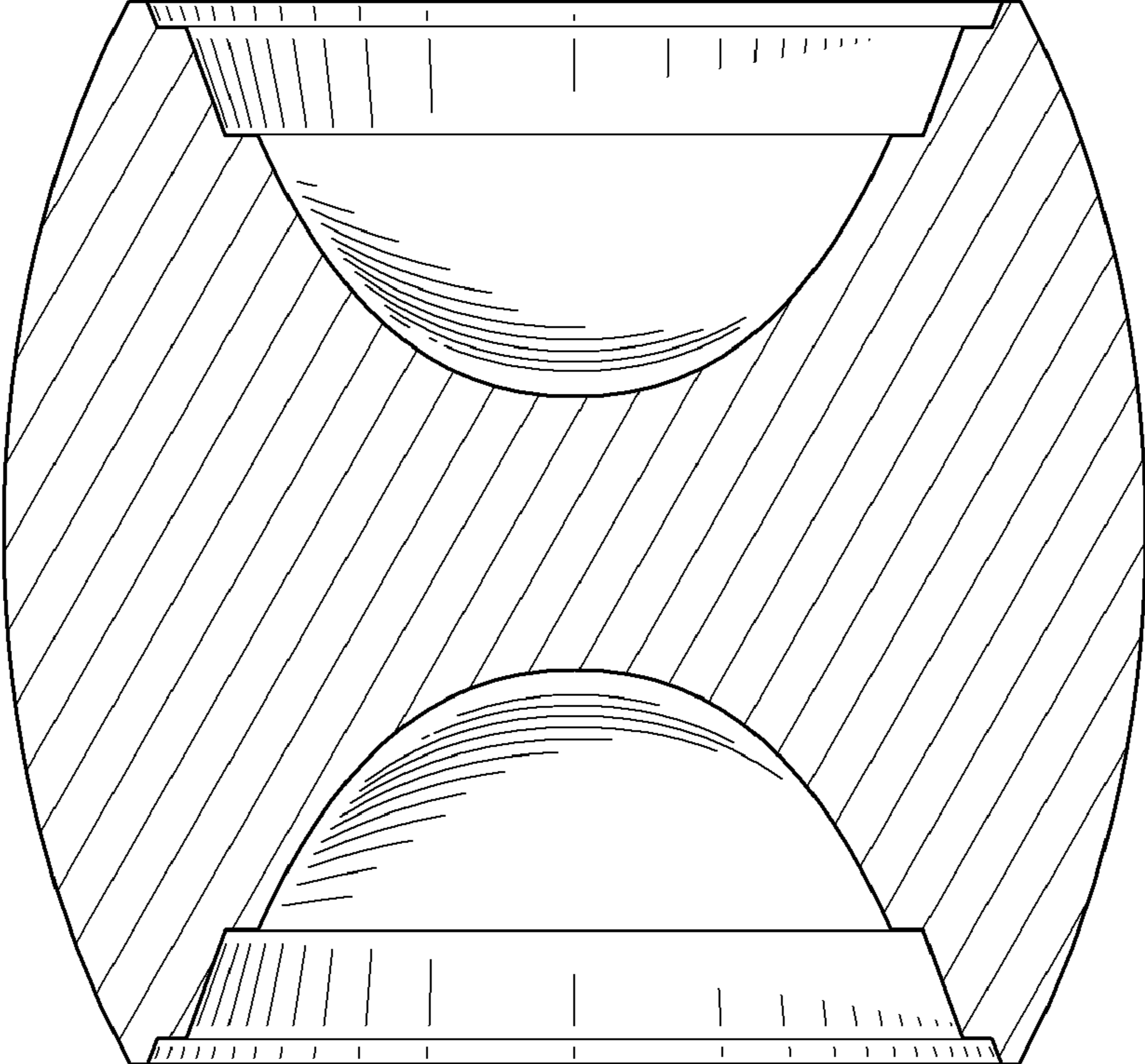


FIG. 5