



US00D643277S

(12) **United States Design Patent**
Roe et al.

(10) **Patent No.:** **US D643,277 S**

(45) **Date of Patent:** **** Aug. 16, 2011**

(54) **CABINET AND/OR DRAWER PULL**

(75) Inventors: **Megan Roe**, Roswell, GA (US); **Ryan Bishop**, Roswell, GA (US); **Jason Begin**, Roswell, GA (US)

(73) Assignee: **Newell Operating Company**, Atlanta, GA (US)

(**) Term: **14 Years**

(21) Appl. No.: **29/368,217**

(22) Filed: **Aug. 20, 2010**

(51) **LOC (9) Cl.** **08-06**

(52) **U.S. Cl.** **D8/317**

(58) **Field of Classification Search** D8/300,
D8/315, 317, 318, 319, 320, DIG. 1; D6/549,
D6/578; D7/394, 395; D99/11, 27; 16/110.1,
16/412, 414–420, 443–446; 292/336.3
See application file for complete search history.

(56) **References Cited**

U.S. PATENT DOCUMENTS

| | | | |
|--------------|---------|-----------------|--------|
| D47,068 S | 3/1915 | Burns | |
| D100,034 S * | 6/1936 | McCormick | D8/318 |
| D189,125 S * | 11/1960 | Faber | D8/317 |
| D194,782 S * | 3/1963 | Watt, Jr. | D8/314 |
| D208,689 S * | 9/1967 | Morgan | D8/317 |
| D246,426 S * | 11/1977 | Ridgway et al. | D8/318 |
| D267,774 S * | 2/1983 | Pittenger | D8/317 |
| D355,837 S | 2/1995 | Chieda | |
| D361,496 S * | 8/1995 | Chieda | D8/317 |
| D369,289 S * | 4/1996 | Caugh et al. | D8/317 |
| D377,445 S * | 1/1997 | Caugh et al. | D8/317 |
| D399,117 S * | 10/1998 | Burns et al. | D8/317 |
| D399,407 S * | 10/1998 | Burns et al. | D8/317 |
| D401,835 S * | 12/1998 | Burns et al. | D8/317 |
| D422,878 S * | 4/2000 | Marshall et al. | D8/317 |
| D437,202 S * | 2/2001 | O'Neil | D8/317 |
| D542,116 S | 5/2007 | Ricereto et al. | |

| | | | |
|--------------|---------|-------------|--------|
| D579,749 S | 11/2008 | Jou | |
| D580,252 S | 11/2008 | Hoernig | |
| D580,735 S | 11/2008 | Matijevic | |
| D580,736 S | 11/2008 | Matijevic | |
| D580,737 S | 11/2008 | Singtoroj | |
| D584,127 S | 1/2009 | Matijevic | |
| D584,593 S * | 1/2009 | Jou | D8/317 |
| D587,556 S | 3/2009 | Marks | |
| D589,776 S | 4/2009 | Camp | |
| D592,483 S | 5/2009 | Ricereto | |
| D592,484 S | 5/2009 | Ricereto | |
| D600,997 S | 9/2009 | McConnell | |
| D602,334 S | 10/2009 | Hanes | |
| D602,335 S | 10/2009 | Hanes | |
| D602,336 S * | 10/2009 | Owens | D8/316 |
| D604,586 S | 11/2009 | Rauk et al. | |
| D621,238 S | 8/2010 | Rauk et al. | |

* cited by examiner

Primary Examiner — Paula Greene

(74) *Attorney, Agent, or Firm* — Taft Stettinius & Hollister LLP

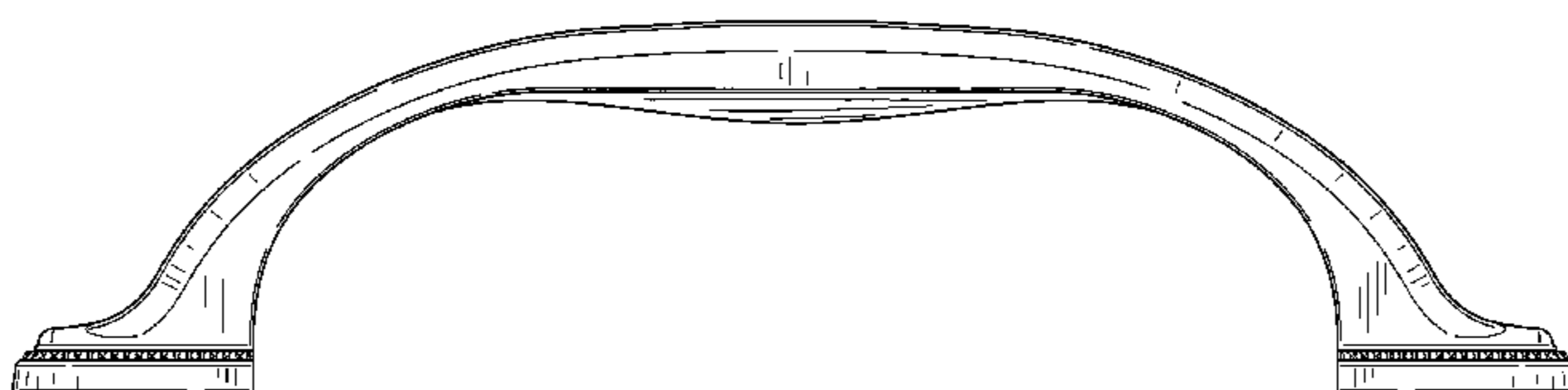
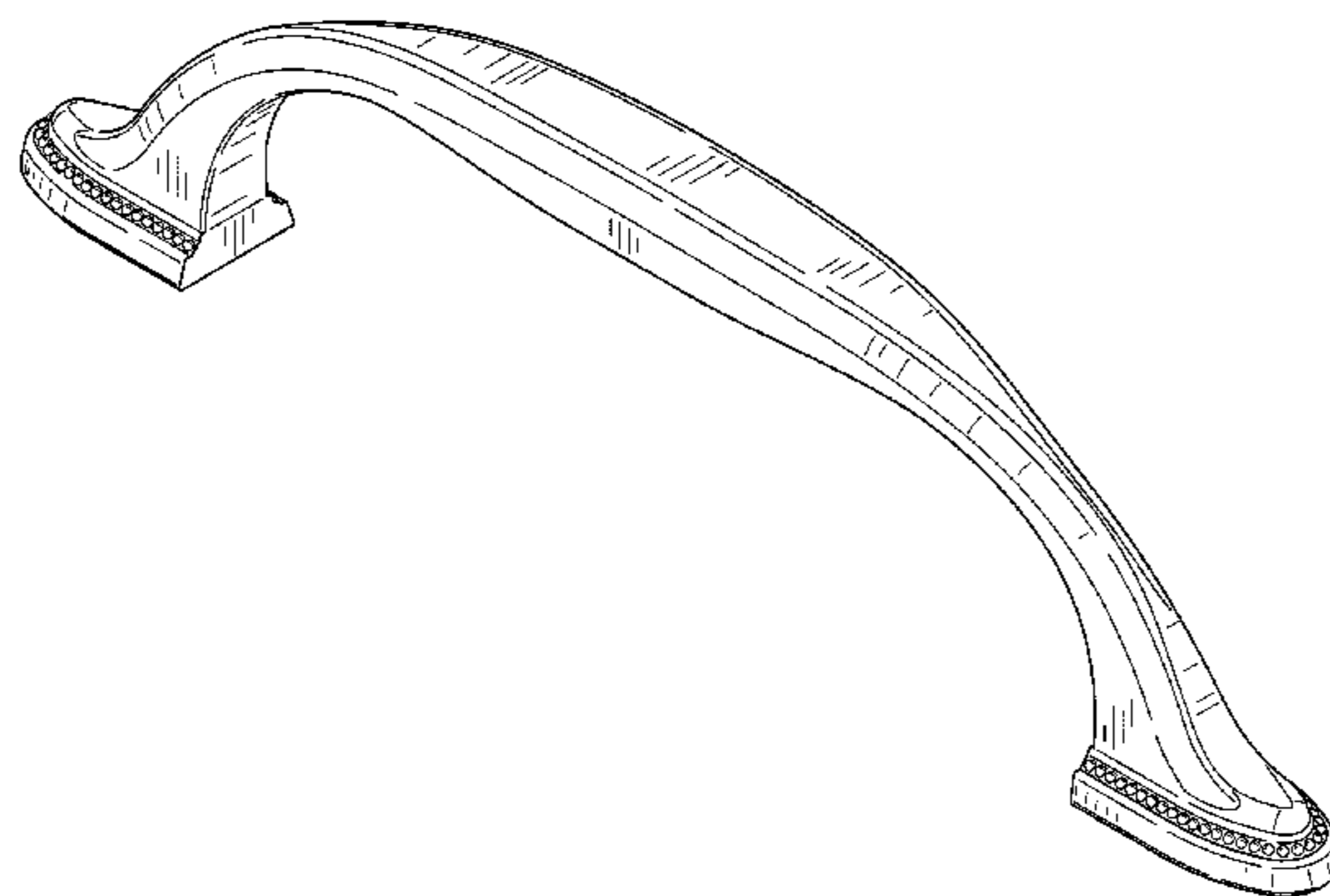
(57) **CLAIM**

We claim the ornamental design for a cabinet and/or drawer pull, as shown and described.

DESCRIPTION

FIG. 1 is a perspective view of a cabinet and/or drawer pull of the present claimed design;
FIG. 2 is a side elevation view of the cabinet and/or drawer pull shown in FIG. 1, the opposite side elevation view being identical thereto;
FIG. 3 is a front elevation view of the cabinet and/or drawer pull shown in FIG. 1 the opposite rear elevation view being identical thereto;
FIG. 4 is a top plan view of the cabinet and/or drawer pull shown in FIG. 1; and,
FIG. 5 is a bottom plan view of the cabinet and/or drawer pull shown in FIG. 1.

1 Claim, 3 Drawing Sheets



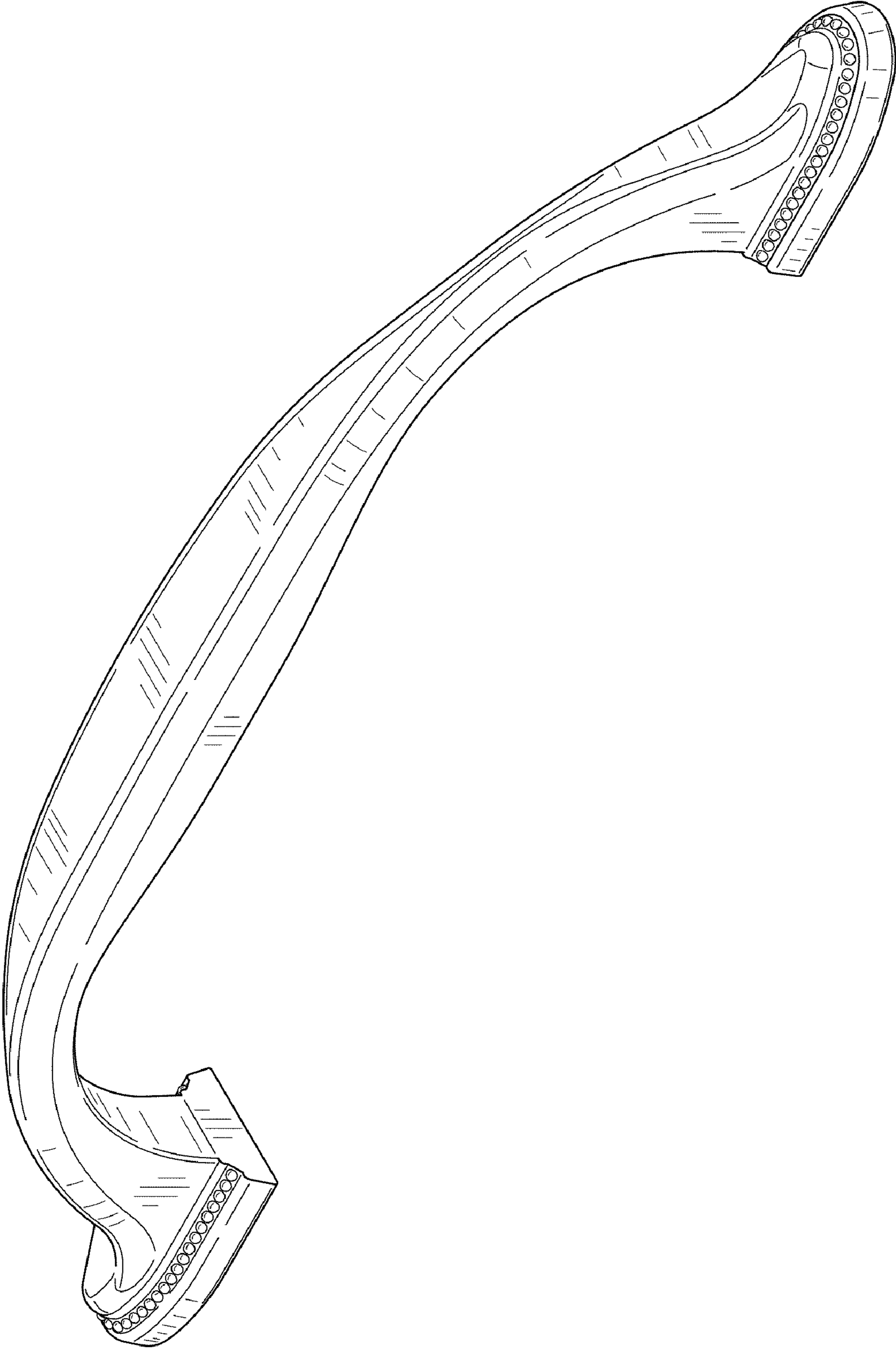


FIG. 1

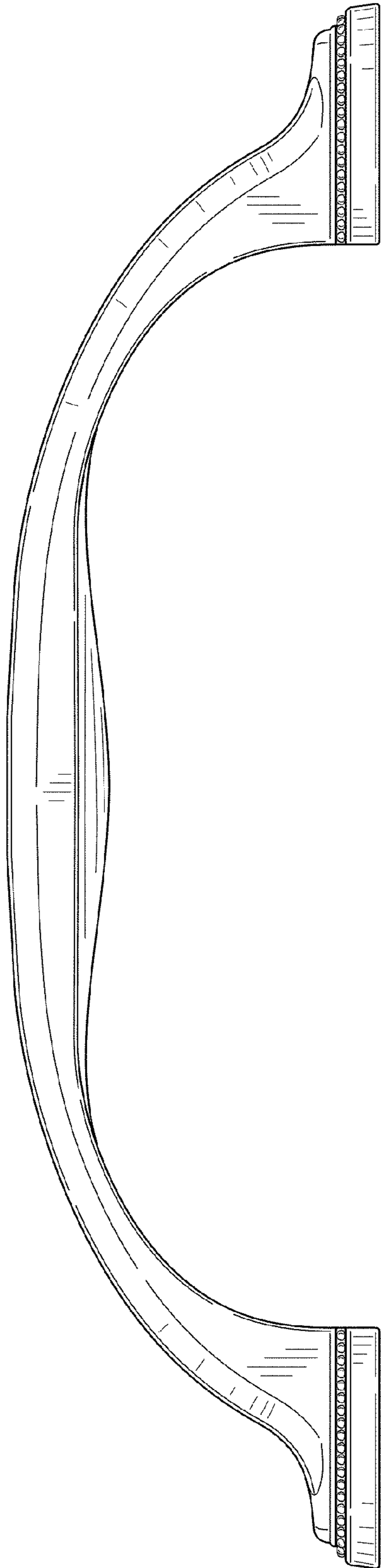


FIG. 2

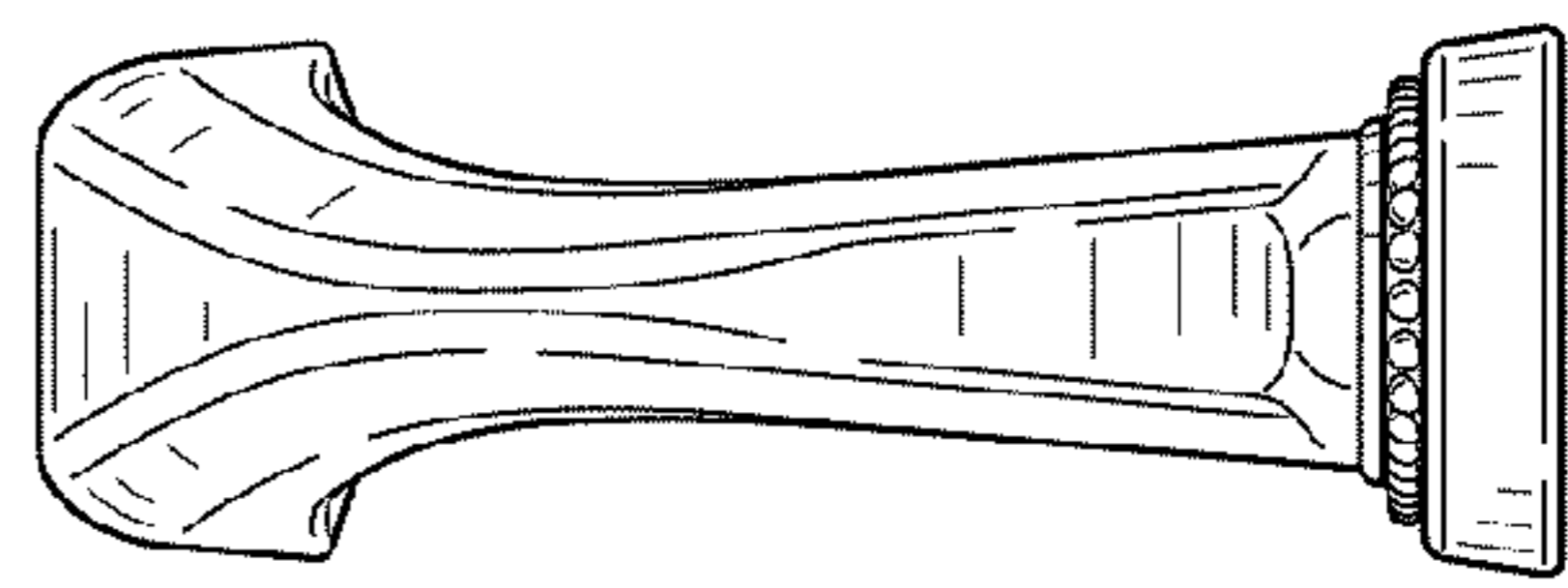


FIG. 3

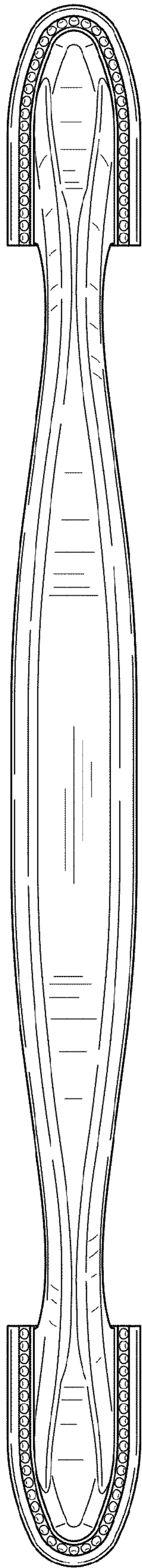


FIG. 4




FIG. 5