



US00D643255S

(12) **United States Design Patent**
Tsai

(10) **Patent No.:** **US D643,255 S**

(45) **Date of Patent:** **** Aug. 16, 2011**

(54) **BARBEQUE SKEWER HOLDER**

D466,374 S * 12/2002 Boyte D7/637
D473,759 S * 4/2003 Paul D7/601
D476,197 S * 6/2003 Kaposi D7/637

(76) Inventor: **Kun-Li Tsai**, Shengang Township (TW)

* cited by examiner

(**) Term: **14 Years**

Primary Examiner — Terry Wallace

(21) Appl. No.: **29/377,927**

(57) **CLAIM**

(22) Filed: **Oct. 27, 2010**

The ornamental design for a barbeque skewer holder, as shown and described.

(51) **LOC (9) Cl.** **07-06**

(52) **U.S. Cl.** **D7/637**

(58) **Field of Classification Search** D7/637-641,
D7/601, 620; D6/416, 417, 462; 248/37.3,
248/37.6, 176.1; 211/70.6, 70.7, 71.01, 181.1
See application file for complete search history.

DESCRIPTION

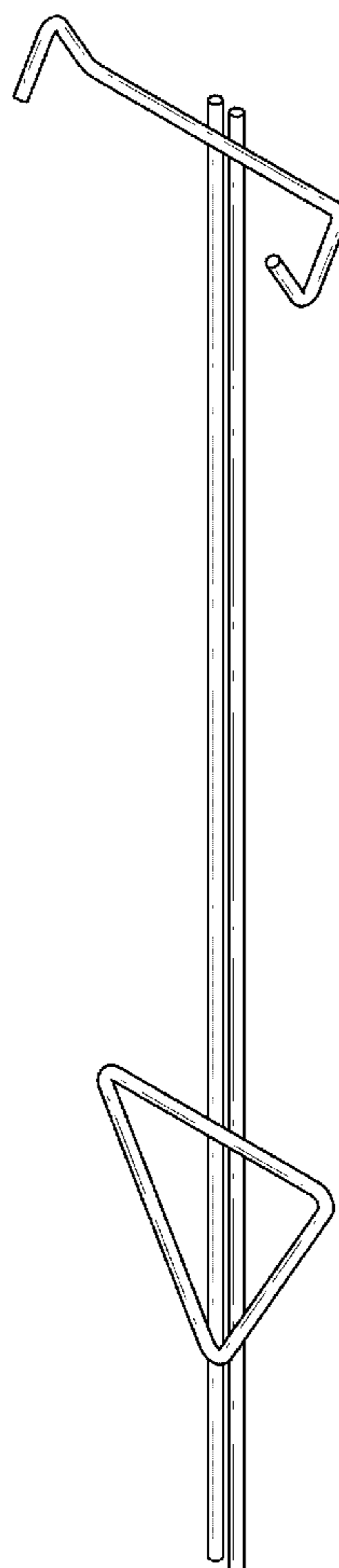
(56) **References Cited**

U.S. PATENT DOCUMENTS

1,259,623	A *	3/1918	Herrick	211/70
4,467,925	A *	8/1984	Ratzloff et al.	211/70.6
D299,805	S *	2/1989	Pifher	D7/641
D335,994	S *	6/1993	Cude, Jr.	D6/552
D385,716	S *	11/1997	Hudson et al.	D6/417
6,213,314	B1 *	4/2001	Beemer	211/70.6

FIG. 1 is a perspective view of a barbeque skewer holder showing my new design;
FIG. 2 is a front view of the embodiment shown in FIG. 1;
FIG. 3 is a rear view of the embodiment shown in FIG. 1;
FIG. 4 is a left side view of the embodiment shown in FIG. 1;
FIG. 5 is a right side view of the embodiment shown in FIG. 1;
FIG. 6 is a top view of the embodiment shown in FIG. 1; and,
FIG. 7 is a bottom view of the embodiment shown in FIG. 1.
The broken lines in FIGS. 1-7 are for illustrative purposes only and form no part of the claimed design.

1 Claim, 5 Drawing Sheets



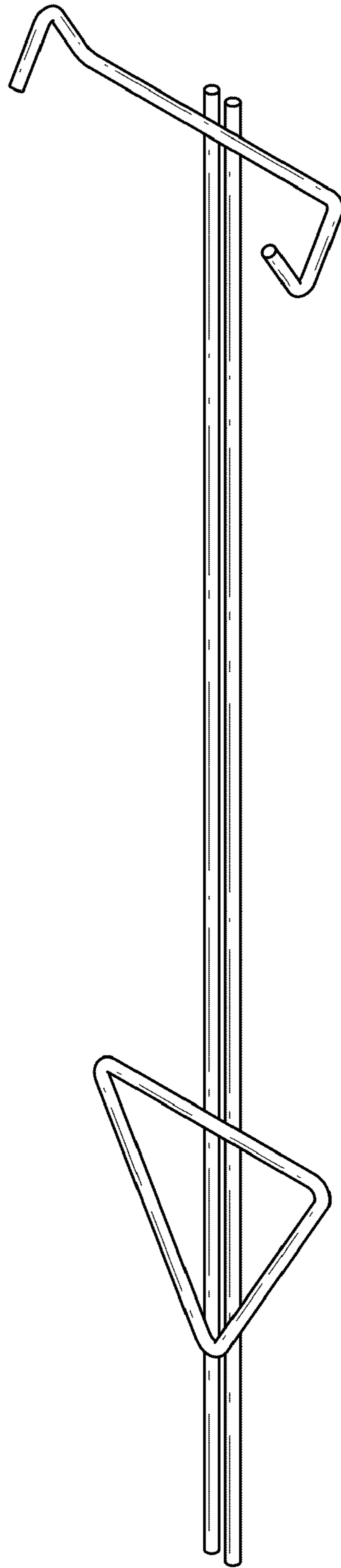


FIG. 1

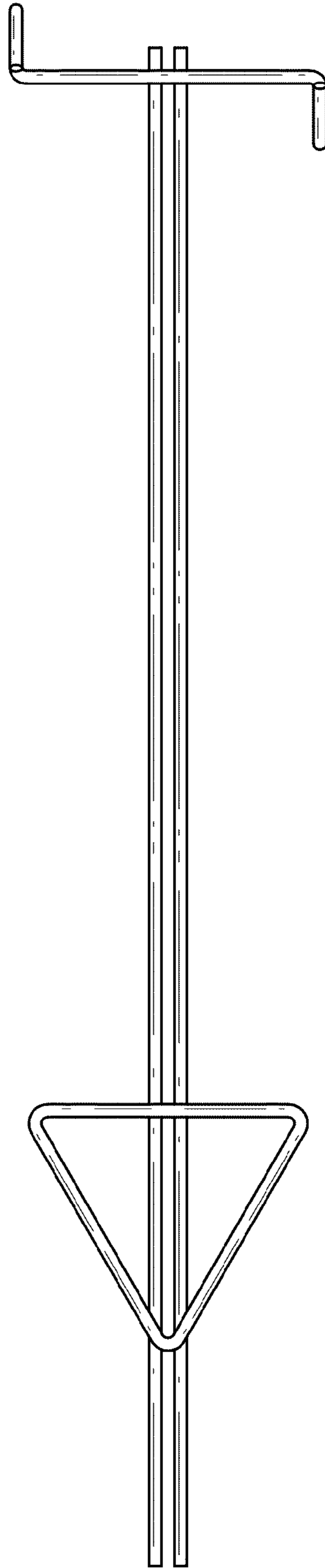


FIG. 2

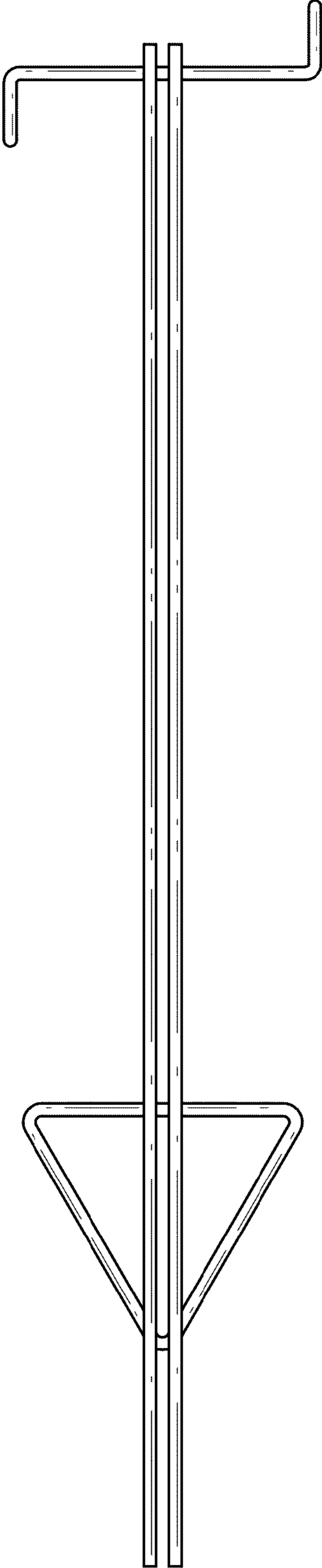


FIG. 3




FIG. 4




FIG. 5

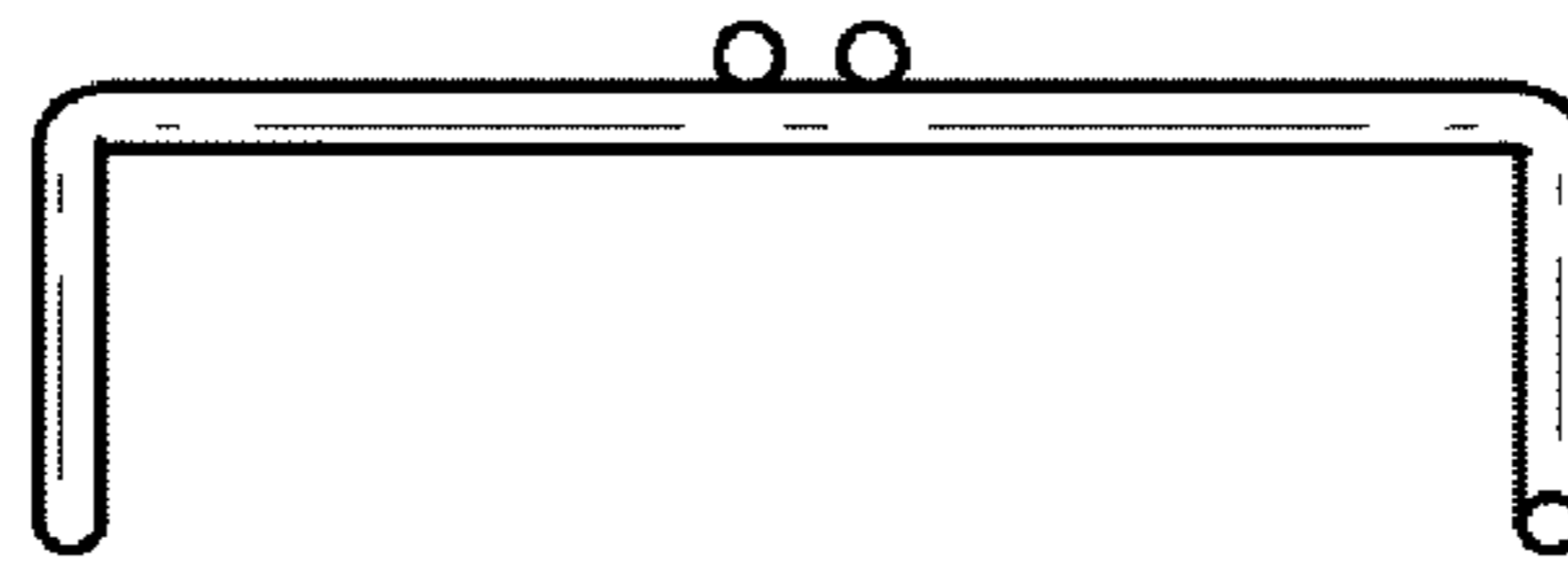


FIG. 6

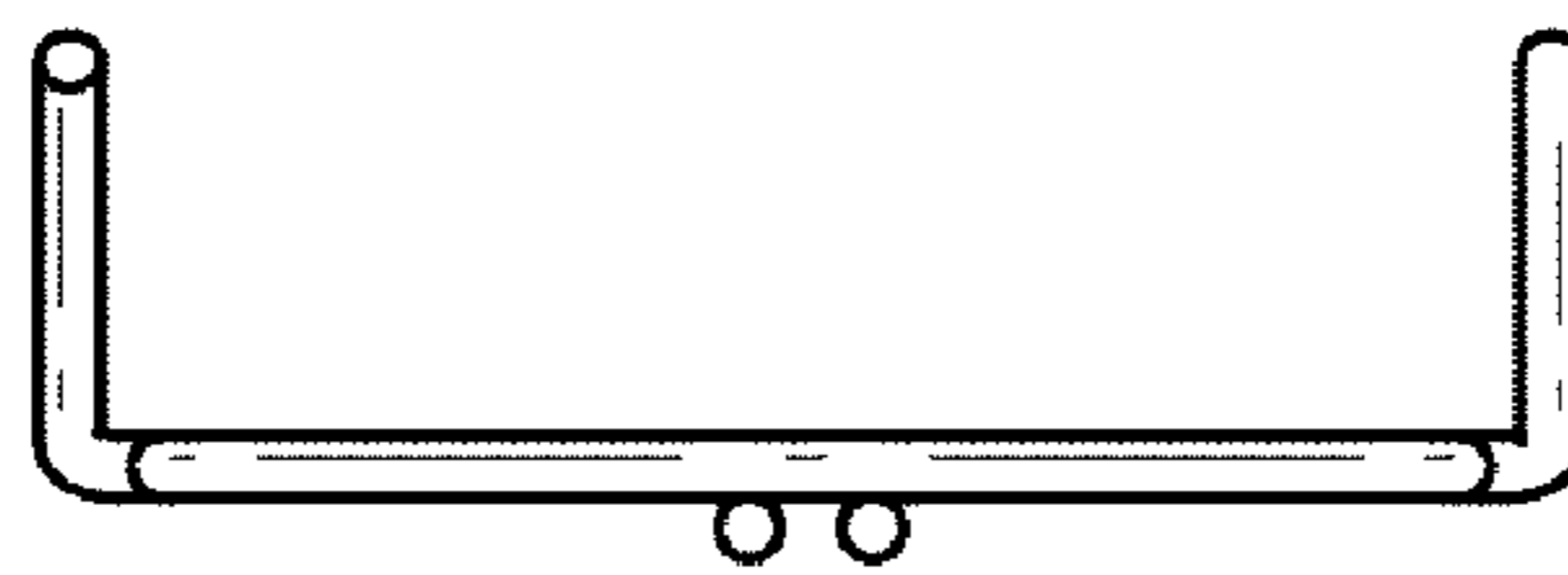


FIG. 7