



US00D643212S

(12) **United States Design Patent**
Rathbun

(10) **Patent No.:** **US D643,212 S**

(45) **Date of Patent:** **** Aug. 16, 2011**

(54) **MAGNETIC HOLDER FOR EYEGLASSES OR A BADGE**

(76) Inventor: **Donald Pateman Rathbun**, San Antonio, TX (US)

(**) Term: **14 Years**

(21) Appl. No.: **29/316,708**

(22) Filed: **Oct. 24, 2009**

(51) **LOC (9) Cl.** **03-01**

(52) **U.S. Cl.** **D3/266**

(58) **Field of Classification Search** D3/215,
D3/219, 264, 265, 266; D9/314, 451; D16/130;
D26/138; 24/3.3, 3.11, 36; 206/5, 5.1; 211/85.1;
248/205.3, 206.2, 229.6, 231.54, 309.1, 316.7,
248/902; D8/367, 373, 387, 397
See application file for complete search history.

(56) **References Cited**

U.S. PATENT DOCUMENTS

D178,995	S	*	10/1956	Glover	D3/266
5,046,696	A		9/1991	Lee		
D322,617	S		12/1991	Kok		
D328,085	S	*	7/1992	Rickabus	D3/266
D361,202	S	*	8/1995	Seach	D3/266
D374,978	S	*	10/1996	Ferdi	D3/215
5,699,140	A		12/1997	Fuhrman		
D393,098	S	*	3/1998	Adams	D26/138
5,842,613	A	*	12/1998	White	224/250
5,941,487	A	*	8/1999	Keely	248/231.51
5,956,812	A		9/1999	Moennig		
6,131,865	A	*	10/2000	Adams	248/206.2
D445,251	S	*	7/2001	Newler	D3/266

6,260,749	B1		7/2001	Horovitz		
6,367,126	B1		4/2002	Rivkin		
D465,327	S	*	11/2002	Sieger	D3/266
D471,357	S		3/2003	Hoppe et al.		
D487,344	S	*	3/2004	Sieger	D3/266
2002/0170147	A1		11/2002	Heller		
2007/0064196	A1		3/2007	Avery		
2008/0127460	A1		6/2008	Severen et al.		

* cited by examiner

Primary Examiner — Holly Baynham

Assistant Examiner — Michelle E Wilson

(57) **CLAIM**

The ornamental design for a magnetic holder for eyeglasses or a badge, as shown and described.

DESCRIPTION

FIG. 1 is a perspective view of my new magnetic holder for eyeglasses or a badge.

FIG. 2 is a left side view of the magnetic holder for eyeglasses or a badge.

FIG. 3 is a right side view of the magnetic holder for eyeglasses or a badge.

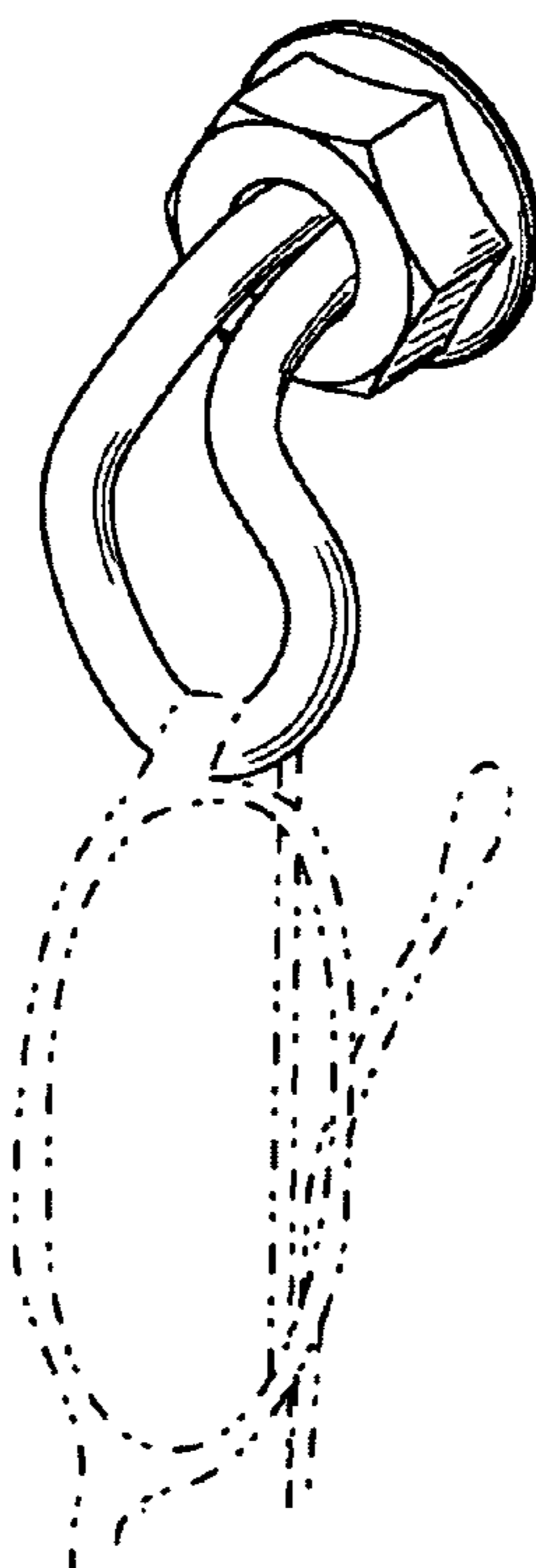
FIG. 4 is a right elevation view of the magnetic holder for eyeglasses or a badge.

FIG. 5 is a top view of the magnetic holder for eyeglasses or a badge; and,

FIG. 6 is a bottom view of the magnetic holder for eyeglasses or a badge.

The broken line showing of the eyeglasses is included for the purpose of illustrating environmental structure and forms no part of the claimed design.

1 Claim, 6 Drawing Sheets



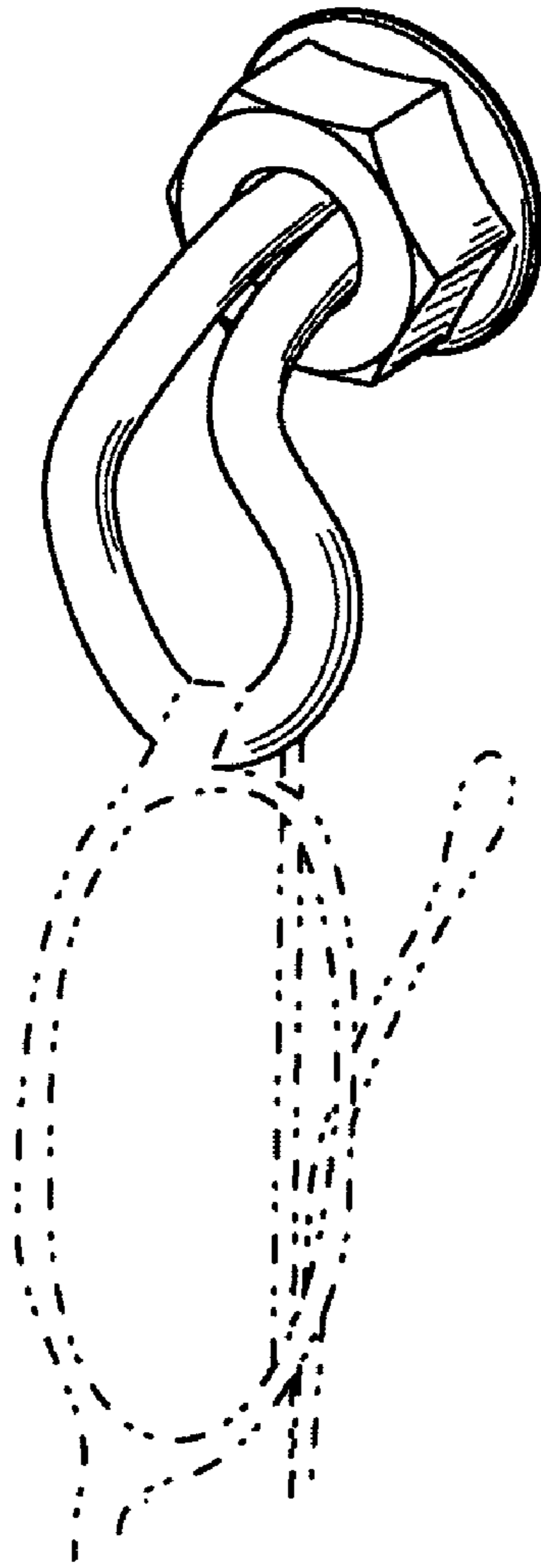


FIG. 1

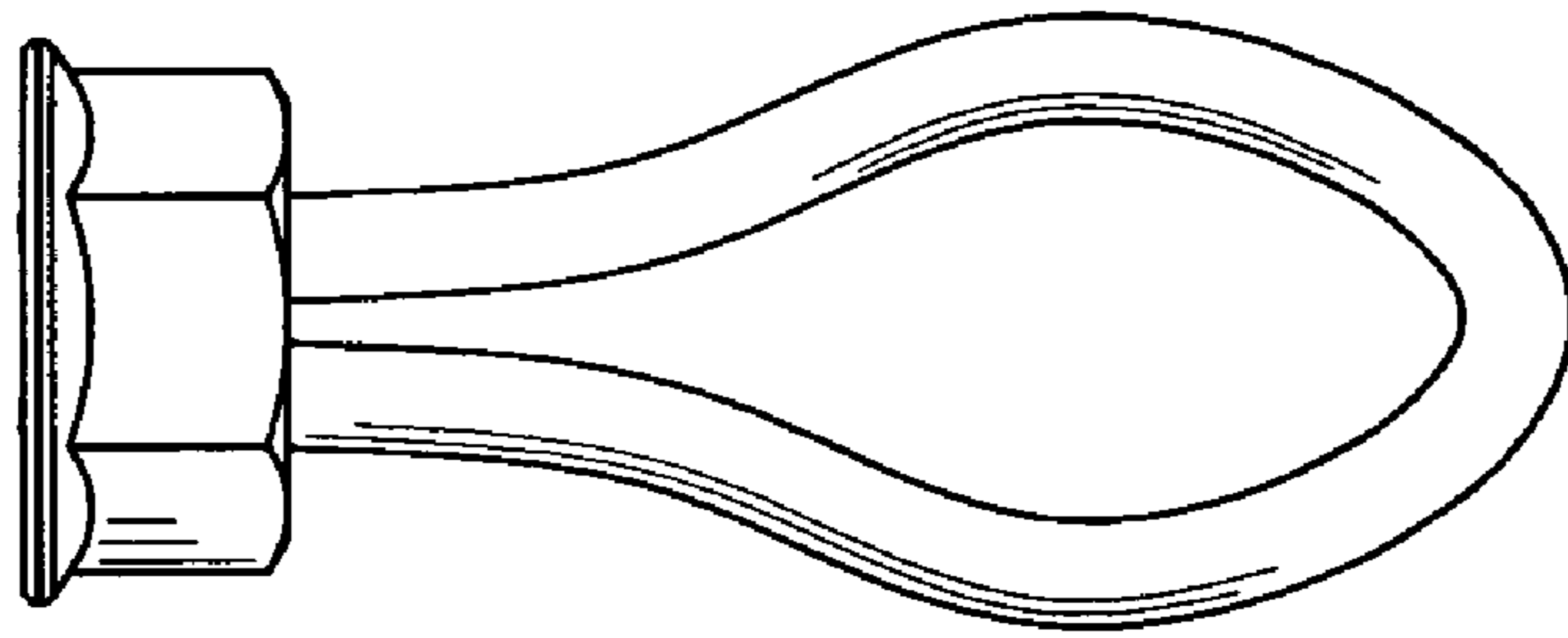


FIG. 2

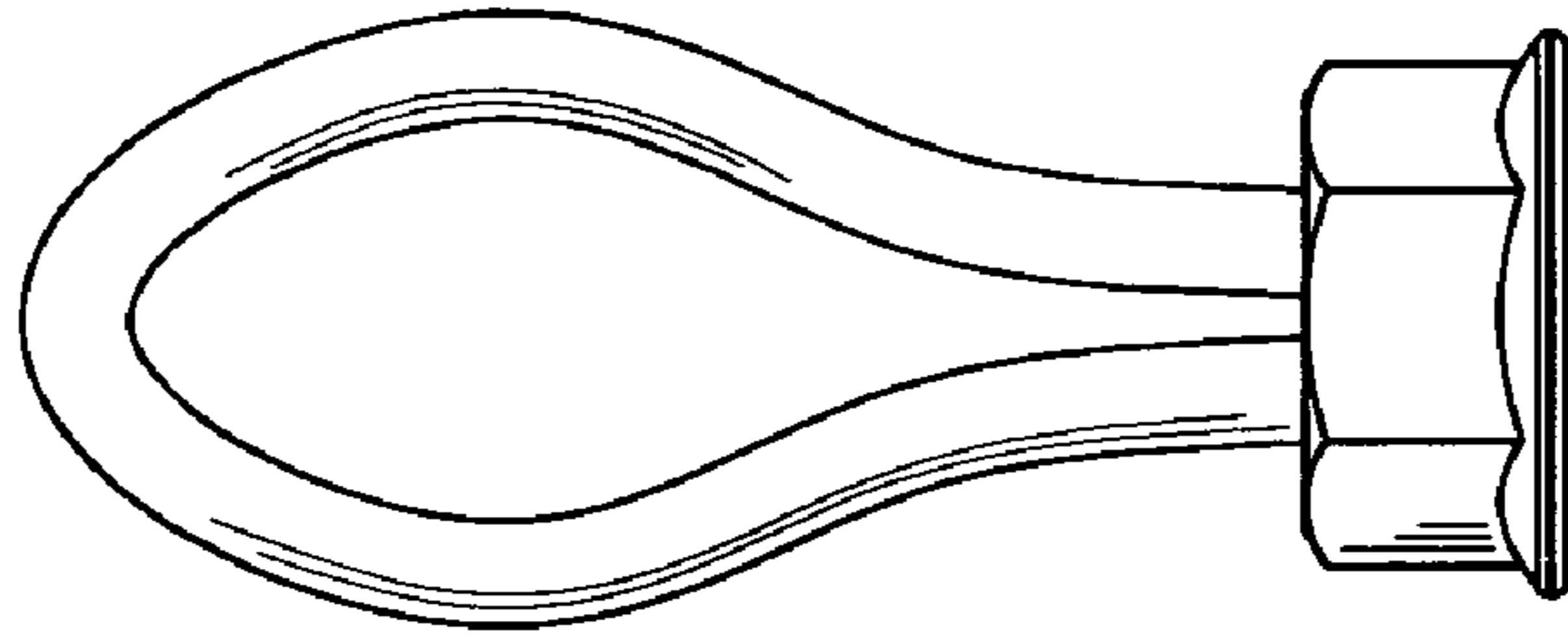


FIG. 3

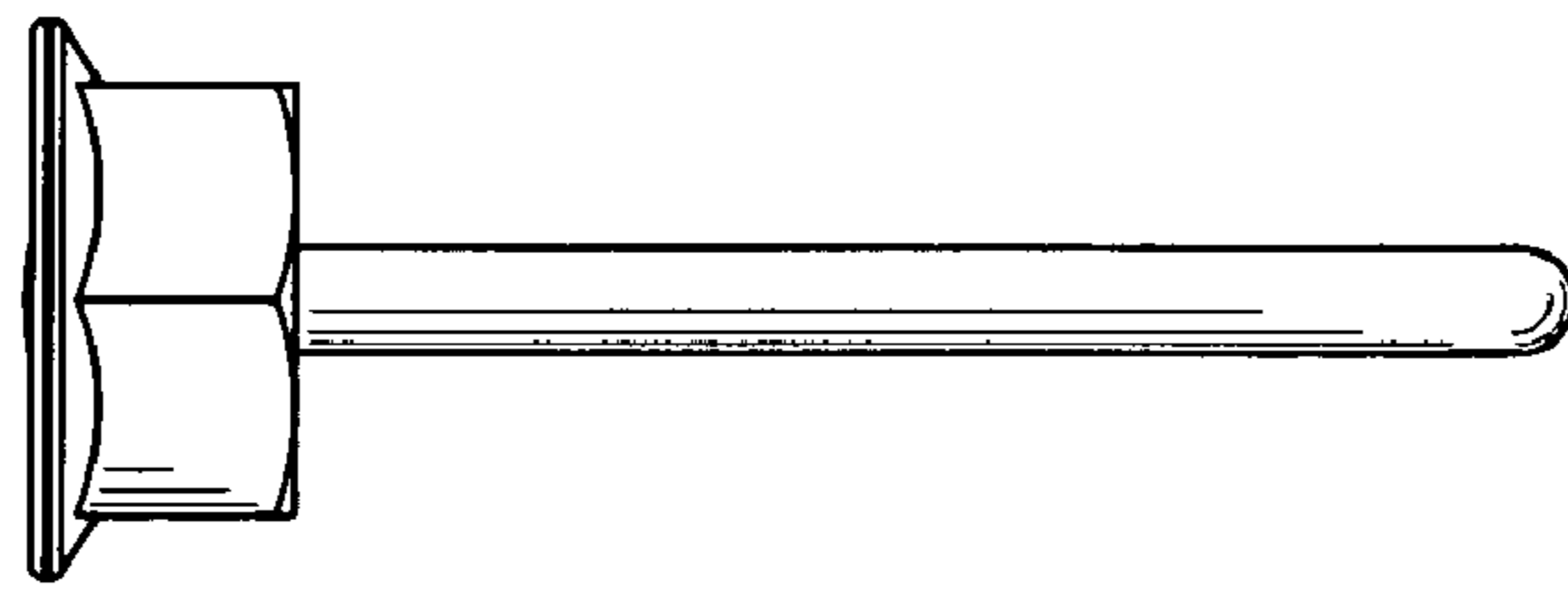


FIG. 4

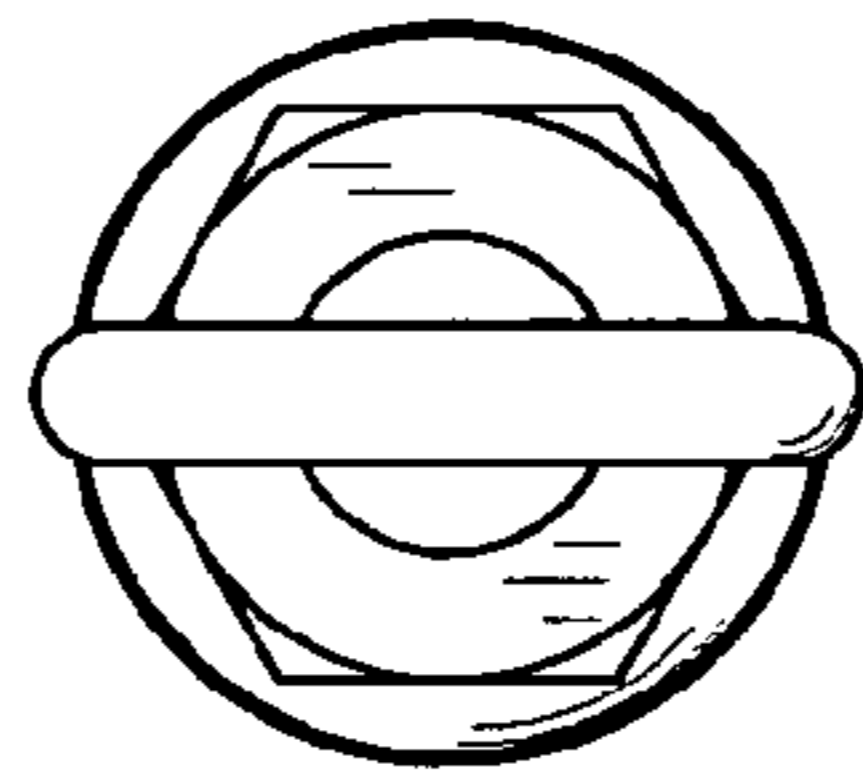


FIG. 5

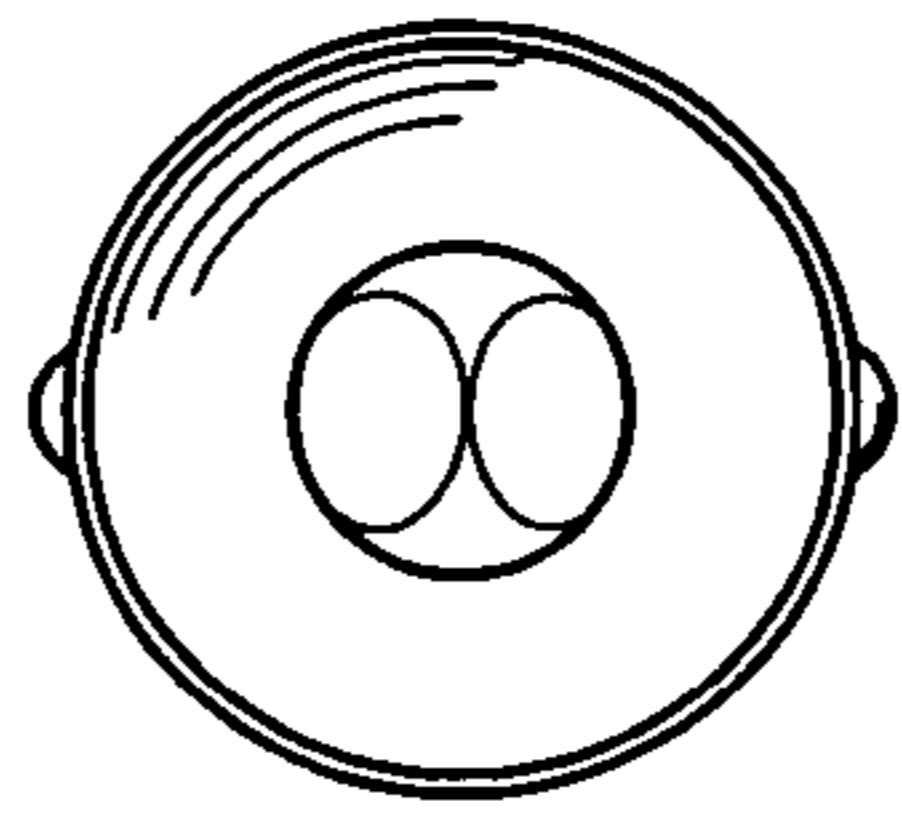


FIG. 6