



US00D643210S

(12) **United States Design Patent**
Littleton

(10) **Patent No.:** **US D643,210 S**

(45) **Date of Patent:** **** Aug. 16, 2011**

(54) **HORIZONTAL HOLSTER WITH STRAP PEGS**

(76) Inventor: **Garry A. Littleton**, Lynnville, TN (US)

(**) Term: **14 Years**

(21) Appl. No.: **29/358,270**

(22) Filed: **Mar. 24, 2010**

(51) **LOC (9) Cl.** **03-01**

(52) **U.S. Cl.** **D3/218**

(58) **Field of Classification Search** D3/232–233,
D3/240–253, 215, 218; 150/13–132, 137
See application file for complete search history.

(56) **References Cited**

U.S. PATENT DOCUMENTS

2,068,507	A *	1/1937	Nagel	150/103
D332,872	S *	2/1993	Seber	D3/220
D456,604	S *	5/2002	Plummer	D3/233
D569,100	S *	5/2008	Stulman	D3/232
D572,468	S *	7/2008	Nair	D3/232
D574,612	S *	8/2008	Gonzalez	D3/232
D606,301	S *	12/2009	Hofer et al.	D3/218
D613,502	S *	4/2010	Hardy	D3/247

* cited by examiner

Primary Examiner — Holly Baynham

(74) *Attorney, Agent, or Firm* — Waddey & Patterson PC; I. C. Waddey, Jr.

(57) **CLAIM**

What is claimed is the ornamental design for a horizontal holster with strap pegs, as shown and described.

DESCRIPTION

FIG. 1 is a front view (flap closed) showing the horizontal holster with strap pegs of Applicant's invention.

FIG. 2 is a front view (flap open) of the horizontal holster with strap pegs of Applicant's invention.

FIG. 3 is a back view (flap closed) of the horizontal holster with strap pegs of Applicant's invention.

FIG. 4 is a back view (flap open) of the horizontal holster with strap pegs of Applicant's invention.

FIG. 5 is a top view (flap open) of the horizontal holster with strap pegs of Applicant's invention.

FIG. 6 is a top view (flap closed) of the horizontal holster with strap pegs of Applicant's invention.

FIG. 7 is a left side view (flap open) of the horizontal holster with strap pegs of Applicant's invention.

FIG. 8 is a left side view (flap closed) of the horizontal holster with strap pegs of Applicant's invention.

FIG. 9 is a right side view (flap open) of the horizontal holster with strap pegs of Applicant's invention; and,

FIG. 10 is a right side view (flap closed) of the horizontal holster with strap pegs of Applicant's invention.

Applicant respectfully requests that the photographs used in the drawings to illustrate the invention be accepted because they show the claimed design more clearly than would black and white line drawings.

1 Claim, 10 Drawing Sheets



Front View/Flap
Closed



Fig. 1 -- Front View/Flap
Closed




Fig. 2 - Front View/Flap
Open



Fig. 3 - Back View/Flap
Closed



Fig. 4 - Back View/
Flap Open




Fig. 5 - Top View/Flap
Open




Fig. 6 -- Top View/Flap
Closed




Fig. 7 — Left Side View/
Flap Open




Fig. 8 - Left Side View/Flap
Closed




Fig. 9 -- Right Side View/Flap
Open

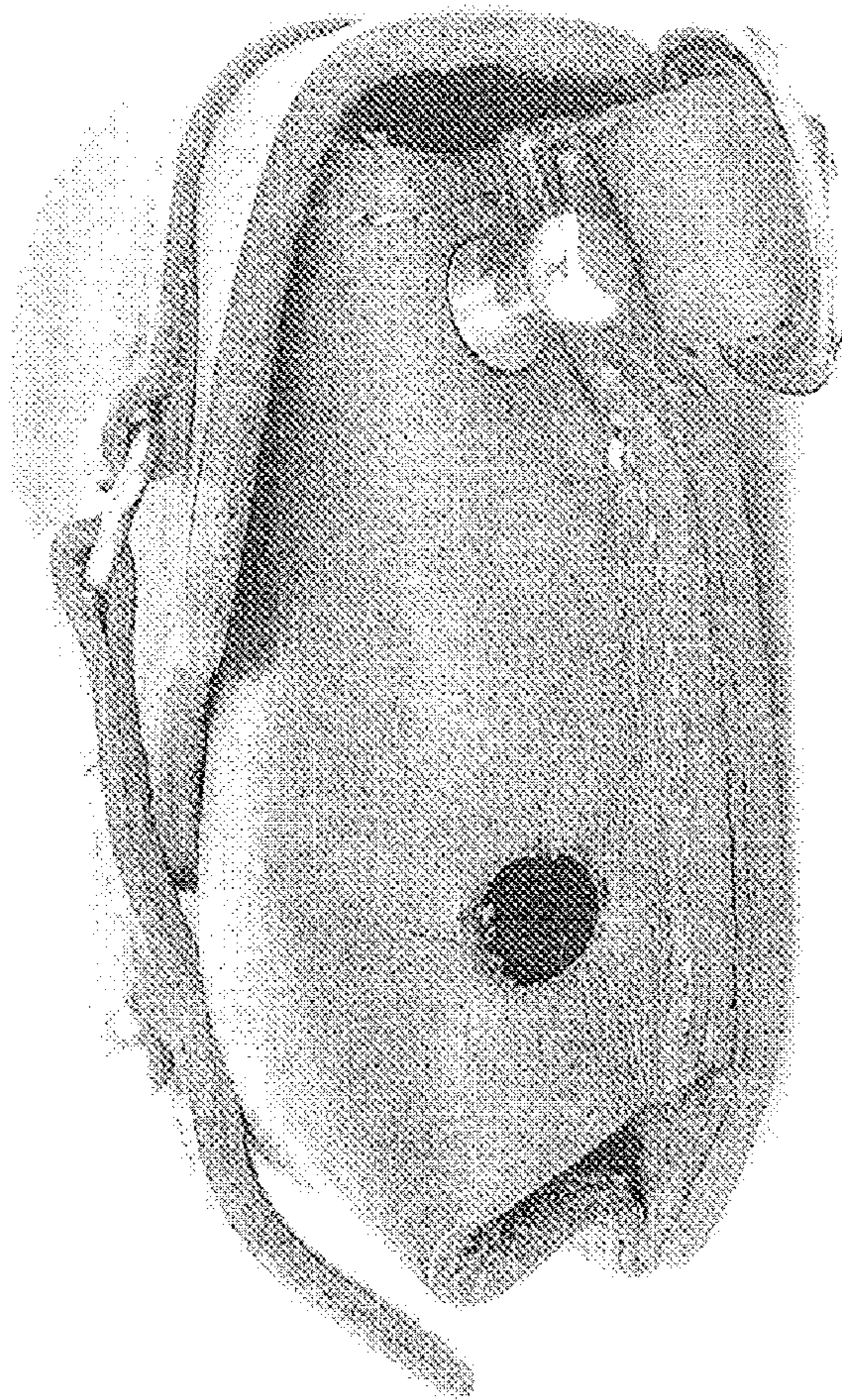


Fig. 10 - Right Side View/
Flap Closed