



US00D643194S

(12) **United States Design Patent**  
**Raysse**

(10) **Patent No.:** **US D643,194 S**

(45) **Date of Patent:** **\*\* Aug. 16, 2011**

(54) **SHOE BOTTOM**

(75) Inventor: **David Raysse**, Los Angeles, CA (US)

(73) Assignee: **SKECHERS U.S.A., Inc. II**, Manhattan Beach, CA (US)

(\*\*) Term: **14 Years**

(21) Appl. No.: **29/382,867**

(22) Filed: **Jan. 8, 2011**

(51) **LOC (9) Cl.** ..... **02-04**

(52) **U.S. Cl.** ..... **D2/951; D2/953**

(58) **Field of Classification Search** ..... D2/902,  
D2/906, 908, 916, 918, 925, 946-962, 977;  
36/3 B, 22 R, 24.5, 25 R, 28, 32 R, 34 R,  
36/59 C, 67 A, 103

See application file for complete search history.

D473,698 S *	4/2003	St-Louis	.....	D2/957
D479,387 S *	9/2003	Dal Magro	.....	D2/916
D479,904 S *	9/2003	Magro	.....	D2/916
D487,336 S	3/2004	Matis		
D489,520 S	5/2004	Matis et al.		
D496,148 S *	9/2004	Kayano et al.	.....	D2/959
D498,350 S *	11/2004	Recchi	.....	D2/956
D501,713 S *	2/2005	Kayano et al.	.....	D2/977
D515,286 S	2/2006	Dabah		
D520,732 S	5/2006	Mitani et al.		
D522,229 S	6/2006	Kubo et al.		
D528,776 S	9/2006	Hui		
D541,018 S	4/2007	McClaskie		
D544,687 S	6/2007	Caine		
D547,033 S	7/2007	Canavan		
D553,345 S	10/2007	Rasmussen		
D553,838 S	10/2007	Belley et al.		

(Continued)

*Primary Examiner* — T. Chase Nelson

(74) *Attorney, Agent, or Firm* — Marshall A. Lerner; Marvin H. Kleinberg; Kleinberg & Lerner, LLP

(56) **References Cited**

**U.S. PATENT DOCUMENTS**

D321,585 S	11/1991	Rogers		
D326,762 S	6/1992	Kiyosawa		
D331,314 S *	12/1992	Smith	.....	D2/957
D333,550 S	3/1993	Marziali et al.		
D336,771 S	6/1993	Hatfield et al.		
D344,173 S *	2/1994	Dolinsky	.....	D2/953
D351,717 S *	10/1994	Kayano et al.	.....	D2/957
D353,257 S *	12/1994	Kayano	.....	D2/953
D373,458 S *	9/1996	Tanaka et al.	.....	D2/957
D374,337 S	10/1996	Murai et al.		
D385,691 S	11/1997	Egelja		
D412,236 S	7/1999	von Conta		
D427,759 S	7/2000	Hlavacs		
D429,876 S	8/2000	Vestuti		
D450,917 S	11/2001	Fogg		
D458,742 S	6/2002	Crary et al.		
D463,097 S	9/2002	Matis et al.		
D465,905 S	11/2002	Meza et al.		
D466,277 S	12/2002	Smith, III		
D466,278 S	12/2002	Smith, III		
D471,697 S *	3/2003	Laberge	.....	D2/960

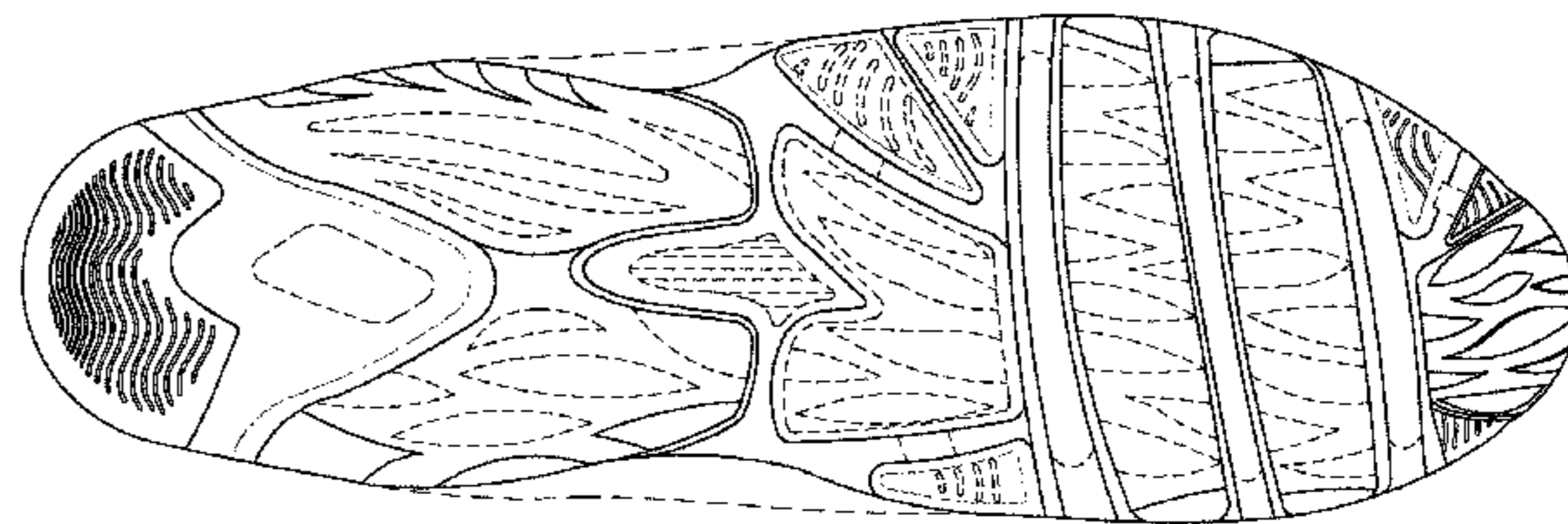

(57) **CLAIM**

The ornamental design for a shoe bottom, as shown and described.

**DESCRIPTION**

FIG. 1 is a perspective view of a shoe bottom in accordance with my new design.  
 FIG. 2 is a left side view thereof;  
 FIG. 3 is a right side view thereof;  
 FIG. 4 is a top plan view thereof;  
 FIG. 5 is a bottom plan view thereof;  
 FIG. 6 is a rear elevation view thereof; and,  
 FIG. 7 is a front elevation view thereof.  
 Broken lines in the figures depicting environmental structure are for illustrative purposes that form no part of the claimed invention. Broken lines in FIGS. 5-7 depict portions of the shoe bottom that form no part of the claimed invention.

**1 Claim, 6 Drawing Sheets**



# US D643,194 S

Page 2

## U.S. PATENT DOCUMENTS

D557,481 S	12/2007	Hui	
D559,511 S	1/2008	Wu	
D563,636 S *	3/2008	Matis et al. ....	D2/956
D566,939 S *	4/2008	Schoenborn et al. ....	D2/957
D566,940 S *	4/2008	Schoenborn et al. ....	D2/957
D571,088 S *	6/2008	St-Louis et al. ....	D2/953
D571,090 S *	6/2008	Fujita et al. ....	D2/956
D577,893 S	10/2008	St-Louis et al.	
D580,152 S	11/2008	Duffy	
D583,546 S	12/2008	Henderson	
D590,139 S *	4/2009	Carlucci .....	D2/908
D592,383 S *	5/2009	Wawrousek .....	D2/902
D593,306 S	6/2009	St-Louis et al.	
D593,740 S *	6/2009	McClaskie .....	D2/957
D594,202 S	6/2009	Sorofman	
D596,386 S *	7/2009	Brambilla .....	D2/953
D598,189 S	8/2009	Lamont	
D603,592 S	11/2009	McClaskie	
D605,836 S *	12/2009	Foust .....	D2/951
D615,740 S *	5/2010	Banik et al. ....	D2/956
D616,638 S *	6/2010	Mongelli .....	D2/956
D617,983 S	6/2010	Raysse	
D622,943 S *	9/2010	McClaskie .....	D2/952
D622,945 S *	9/2010	Vasyli .....	D2/956
D625,505 S	10/2010	Teteriatnikov	
D626,316 S	11/2010	Akhidime	
D628,368 S	12/2010	Raysse	

\* cited by examiner

FIG. 1

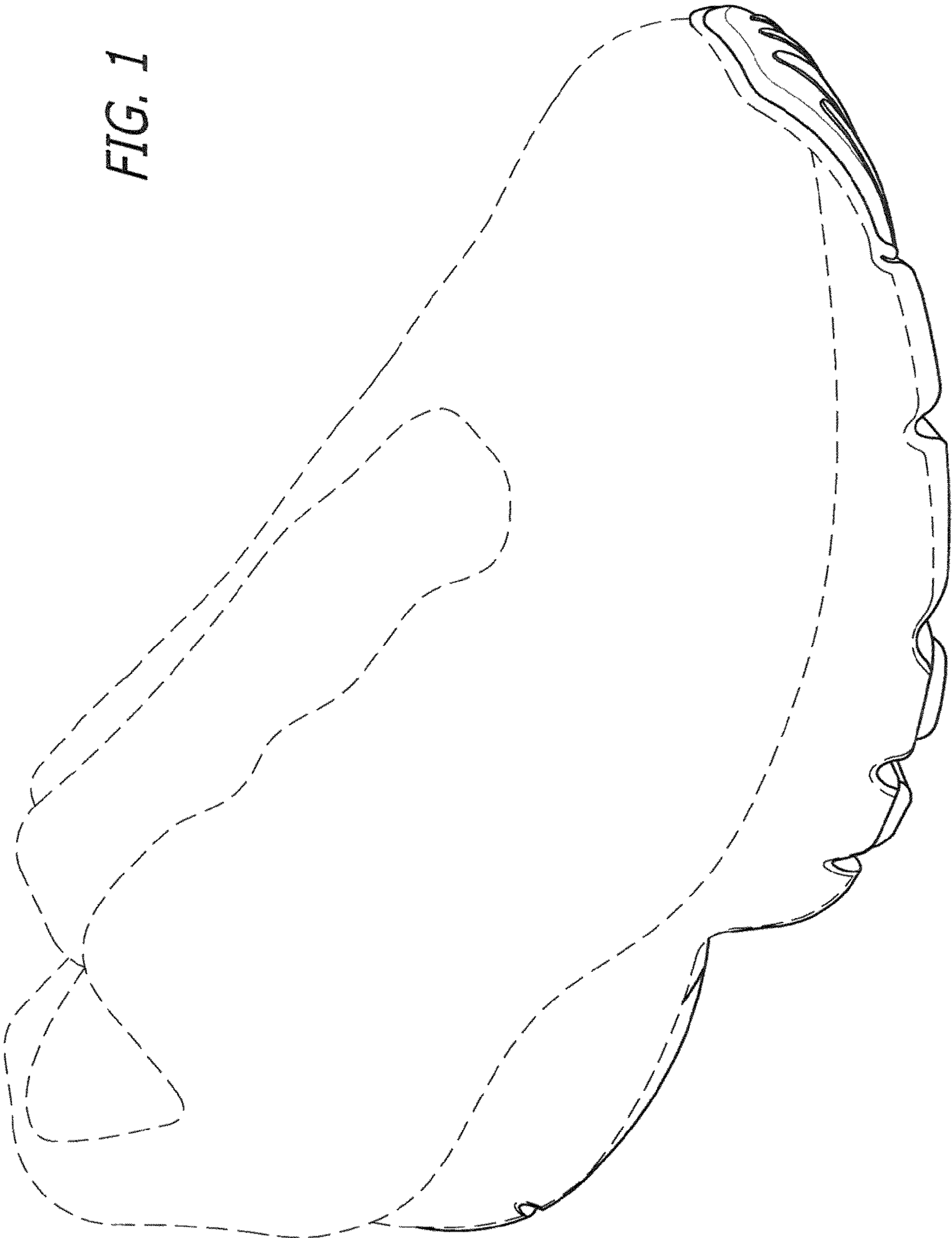
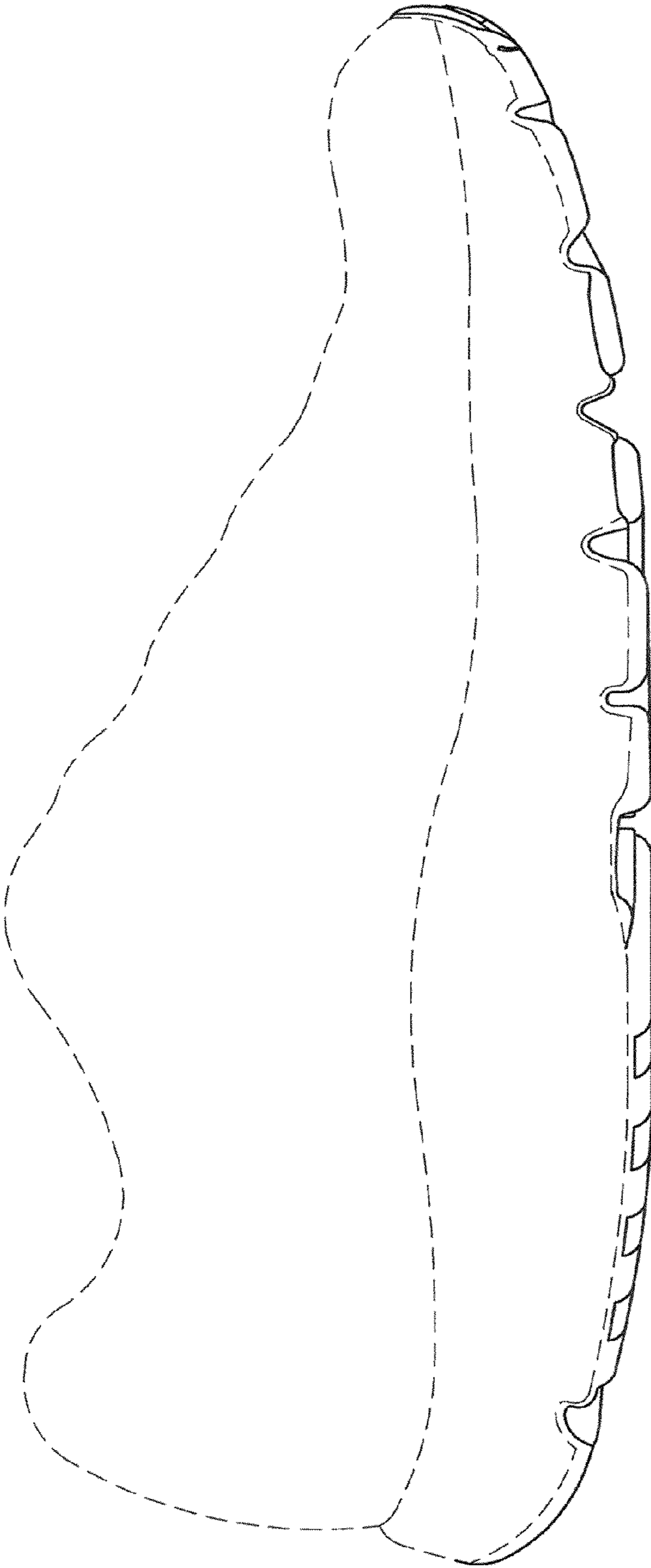


FIG. 2



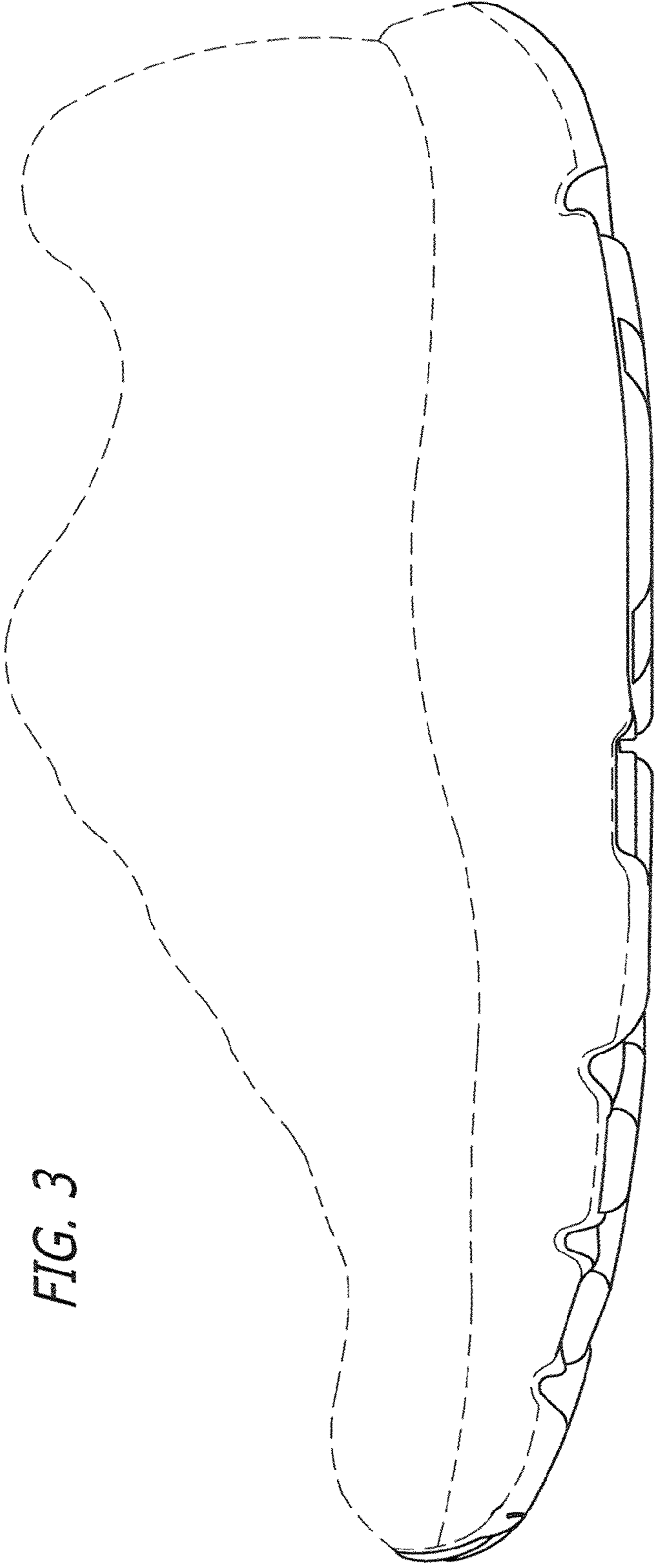


FIG. 3

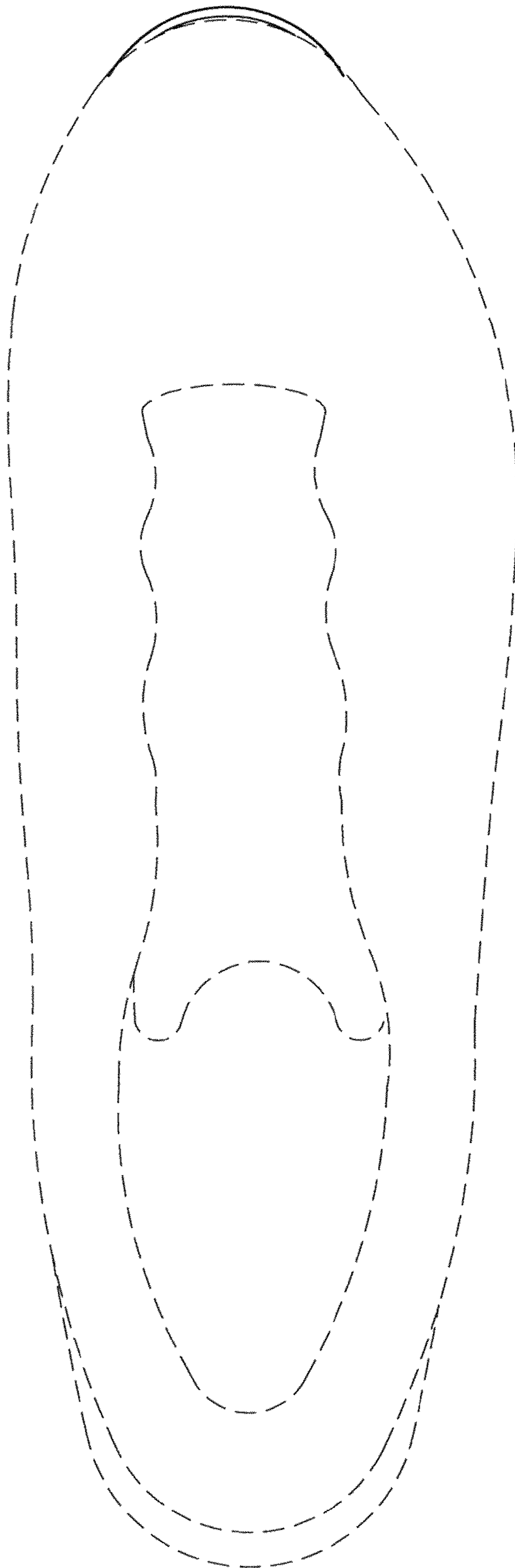


FIG. 4

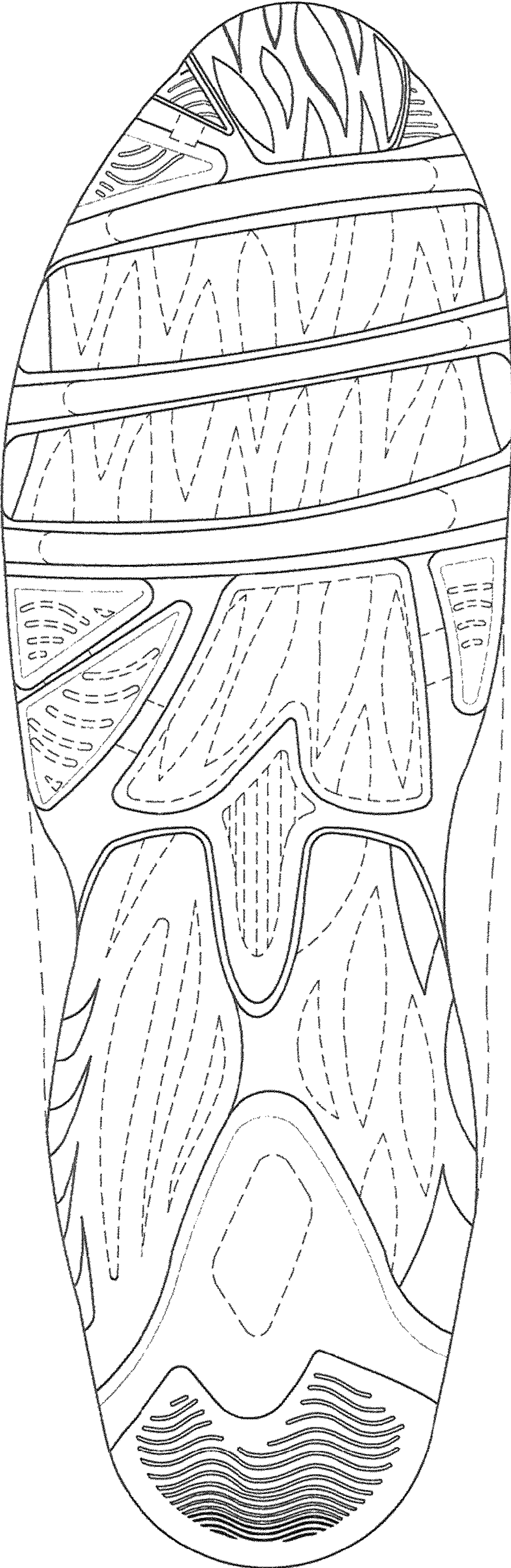


FIG. 5

FIG. 7

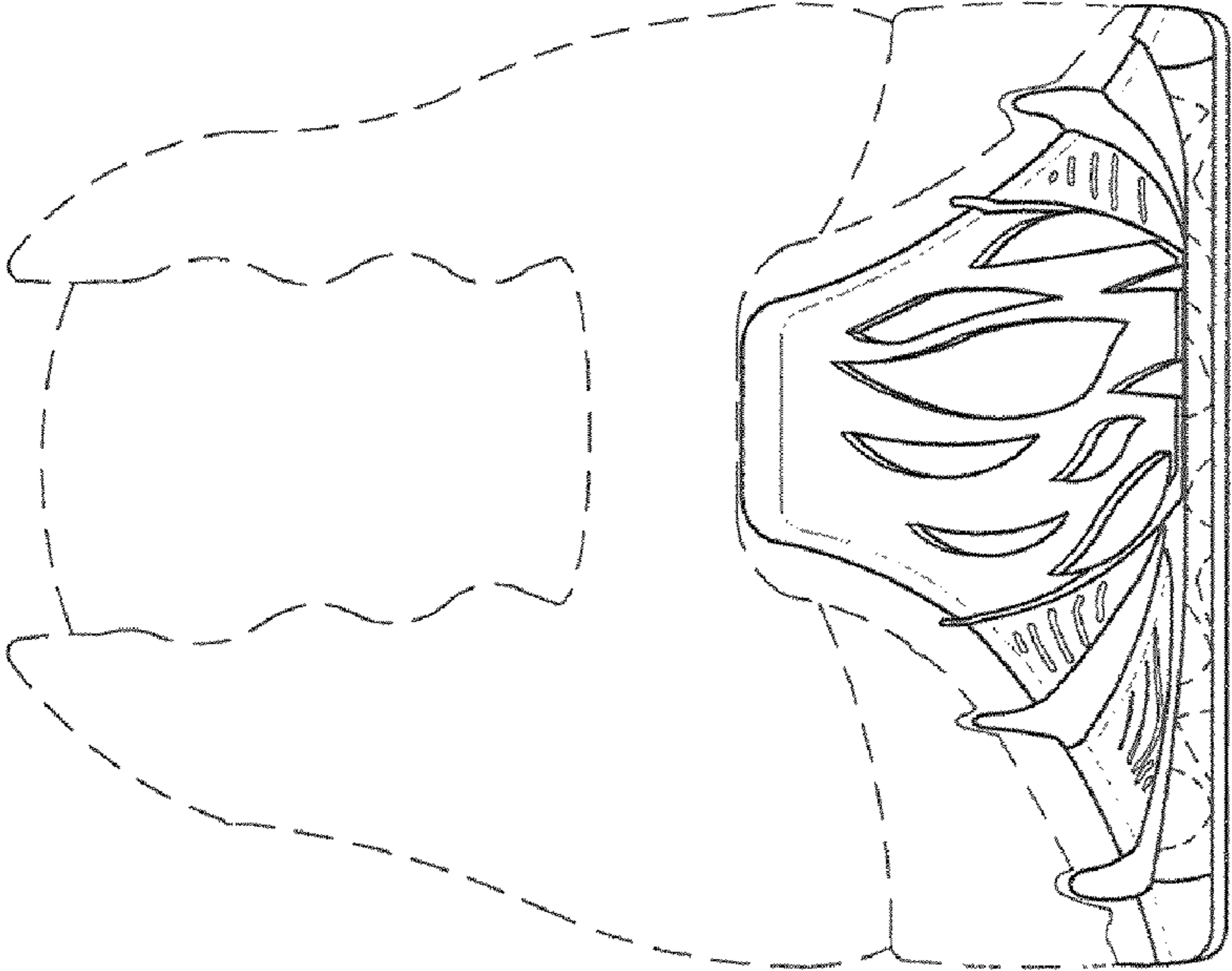


FIG. 6

