



US00D643193S

(12) **United States Design Patent**  
**McClaskie**

(10) **Patent No.:** **US D643,193 S**

(45) **Date of Patent:** **\*\* Aug. 16, 2011**

(54) **SHOE**

(75) **Inventor:** **Thomas E. McClaskie**, Bethlehem, PA  
(US)

(73) **Assignee:** **Columbia Insurance Company**,  
Omaha, NE (US)

(\*\*) **Term:** **14 Years**

(21) **Appl. No.:** **29/379,993**

(22) **Filed:** **Nov. 29, 2010**

(51) **LOC (9) Cl.** ..... **02-04**

(52) **U.S. Cl.** ..... **D2/951**

(58) **Field of Classification Search** ..... D2/902,  
D2/906, 908, 916, 918, 925, 946-962, 977;  
36/3 B, 22 R, 24.5, 25 R, 28, 32 R, 34 R,  
36/59 C, 67 A, 103

See application file for complete search history.

(56) **References Cited**

**U.S. PATENT DOCUMENTS**

D72,011 S	2/1927	Grosjean	
D390,349 S *	2/1998	Murai et al.	D2/959
D394,541 S *	5/1998	Burgess	D2/954
D399,341 S	10/1998	Munns	
6,009,637 A *	1/2000	Pavone	36/29
D428,240 S *	7/2000	Hoyt et al.	D2/916
D437,677 S *	2/2001	Matis et al.	D2/969
D449,427 S	10/2001	McClaskie	
D449,428 S	10/2001	McClaskie	
D450,429 S	11/2001	McClaskie	
D459,577 S	7/2002	McClaskie	
D461,947 S *	8/2002	Merceron	D2/956
D465,079 S *	11/2002	Merceron	D2/954
D489,520 S	5/2004	Matis et al.	
D498,350 S *	11/2004	Recchi	D2/956
D509,649 S	9/2005	McClaskie	
D543,679 S *	6/2007	Edwards	D2/959

D545,534 S	7/2007	McClaskie	
D554,331 S	11/2007	Matis	
D561,433 S *	2/2008	McClaskie	D2/952
D572,446 S	7/2008	Schoenborn et al.	
D586,992 S *	2/2009	Duffy	D2/957
D593,292 S *	6/2009	McClaskie	D2/957
D603,594 S *	11/2009	McClaskie	D2/953
D606,732 S *	12/2009	McClaskie	D2/951
D619,794 S *	7/2010	McClaskie	D2/957
D631,646 S *	2/2011	Muller	D2/954

\* cited by examiner

*Primary Examiner* — T. Chase Nelson

(74) *Attorney, Agent, or Firm* — St. Onge Steward Johnston  
& Reens LLC

(57) **CLAIM**

The ornamental design for a shoe, as shown and described.

**DESCRIPTION**

FIG. 1 is a bottom perspective view of a shoe in accordance with the new design;

FIG. 2 is a bottom view thereof;

FIG. 3 is a top view thereof;

FIG. 4 is a right side view thereof;

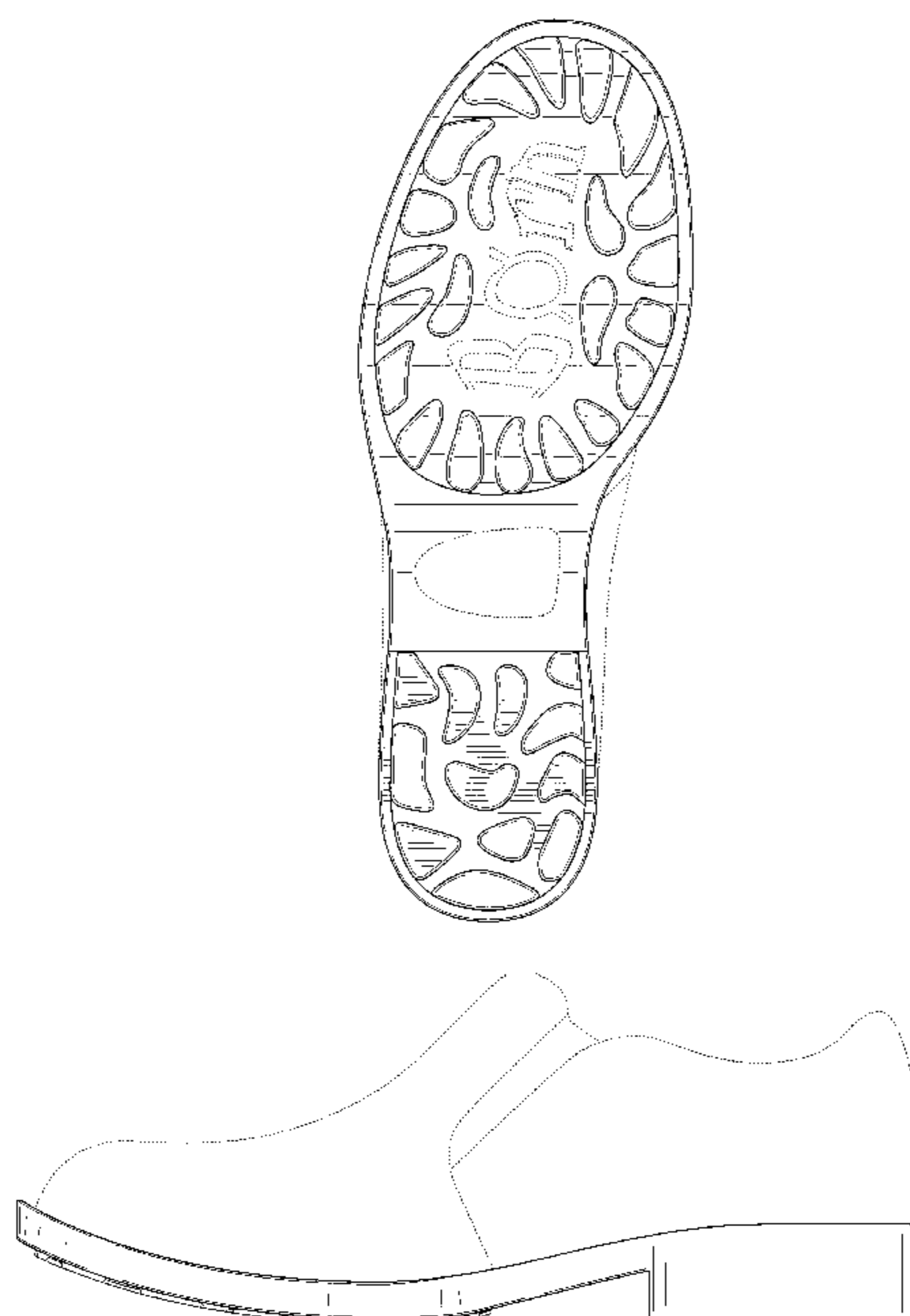
FIG. 5 is a left side view thereof;

FIG. 6 is a front view thereof; and,

FIG. 7 is a rear view thereof.

The shoe upper shown in broken lines in FIGS. 1-7 is for environmental purposes only and forms no part of the claimed design. The broken lines shown in each arch area of FIGS. 1 and 2 represent boundaries of the design with the lines themselves and the areas within them forming no part of the claimed design. The broken lines shown in each forefoot area of FIGS. 1, 2 and 6 represent boundaries of the design with the lines themselves and the areas within them forming no part of the claimed design.

**1 Claim, 6 Drawing Sheets**



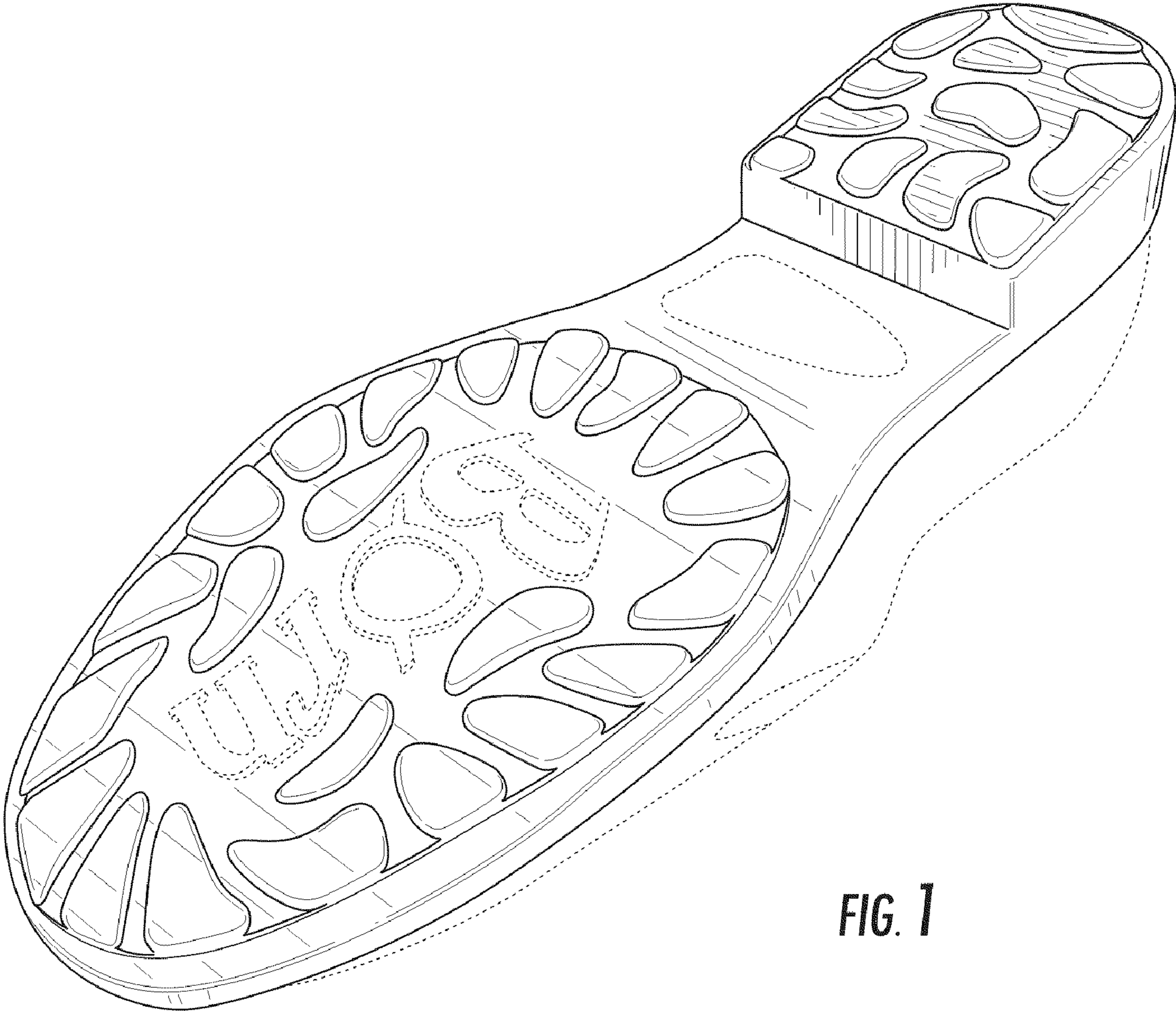


FIG. 1

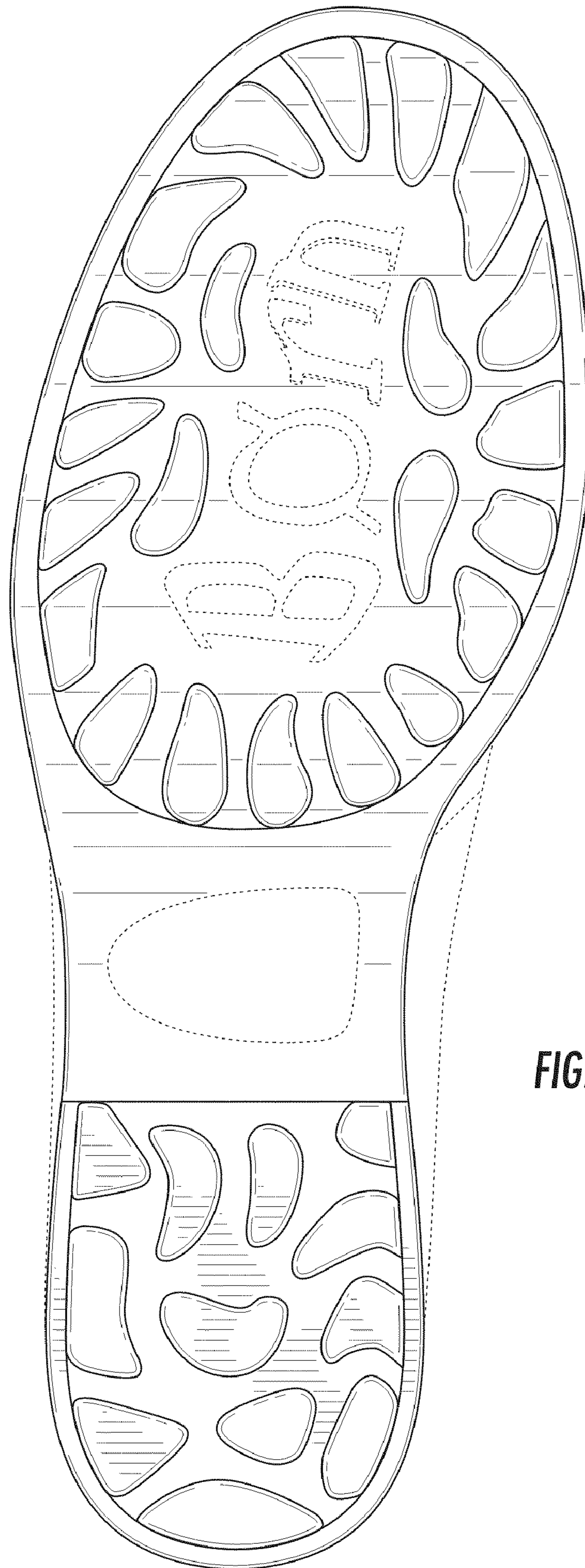
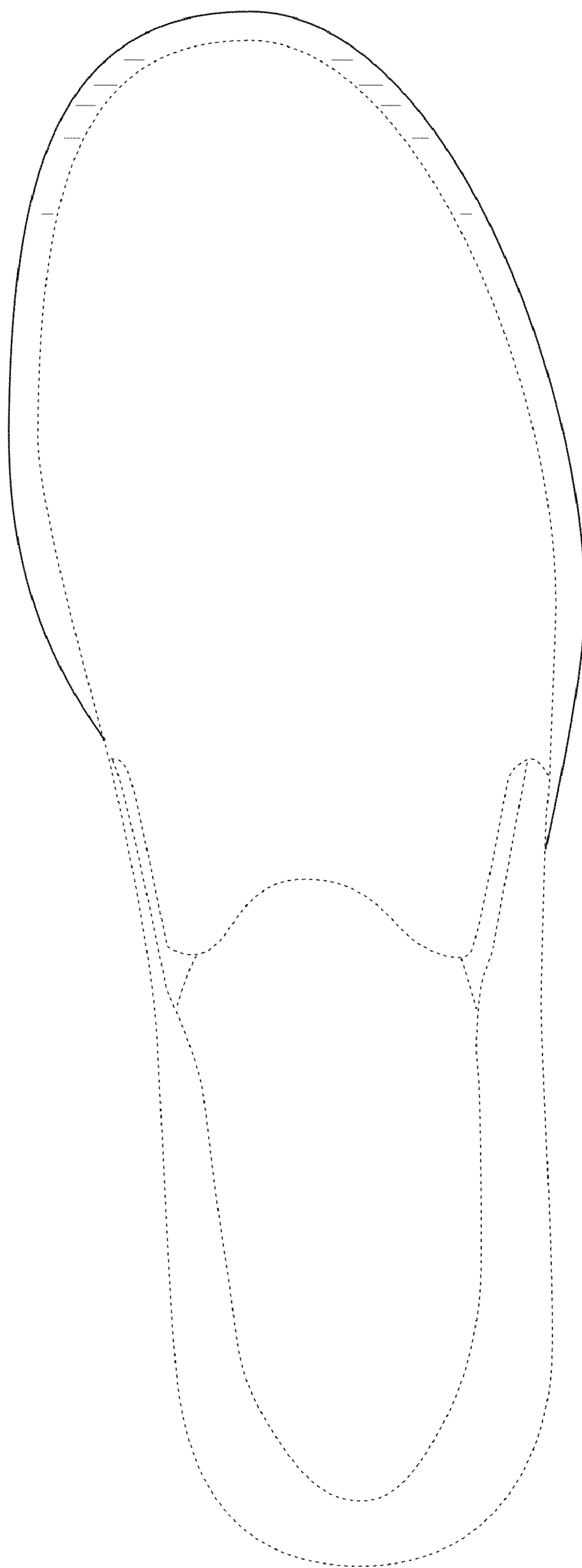


FIG. 2



**FIG. 3**

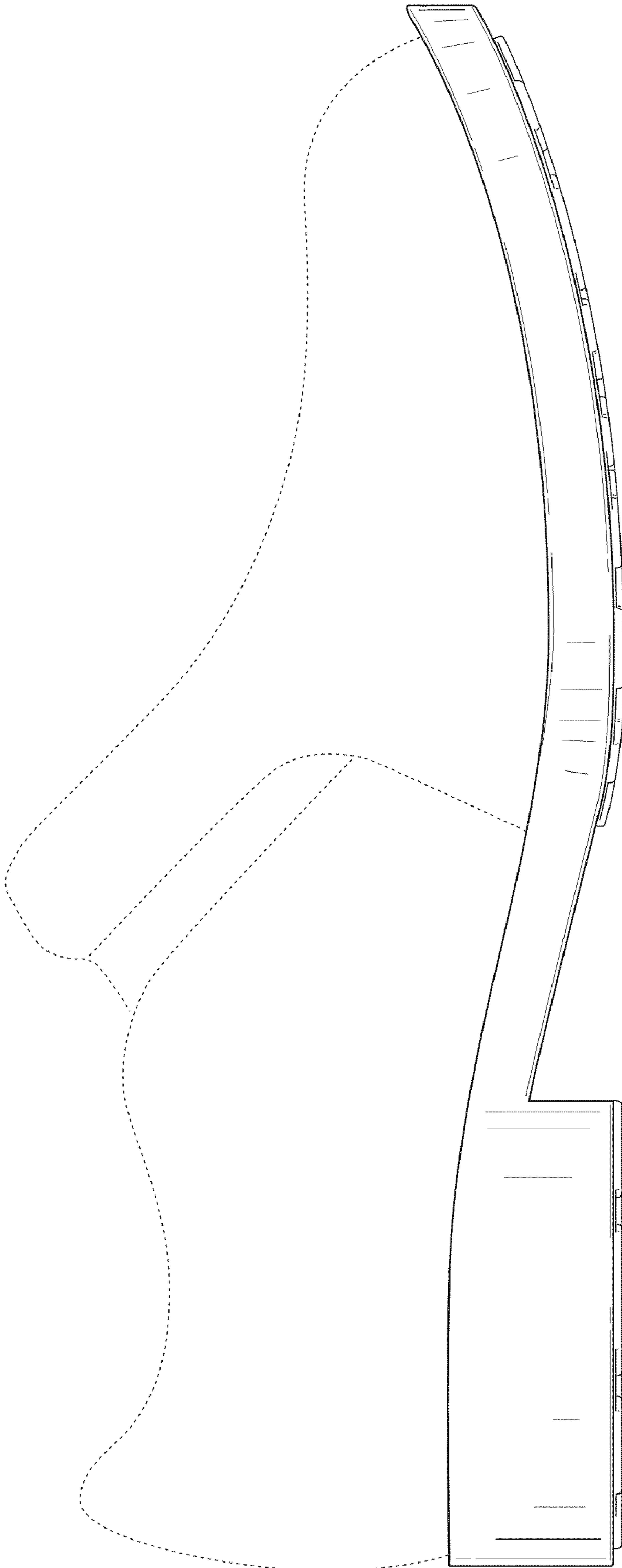


FIG. 4

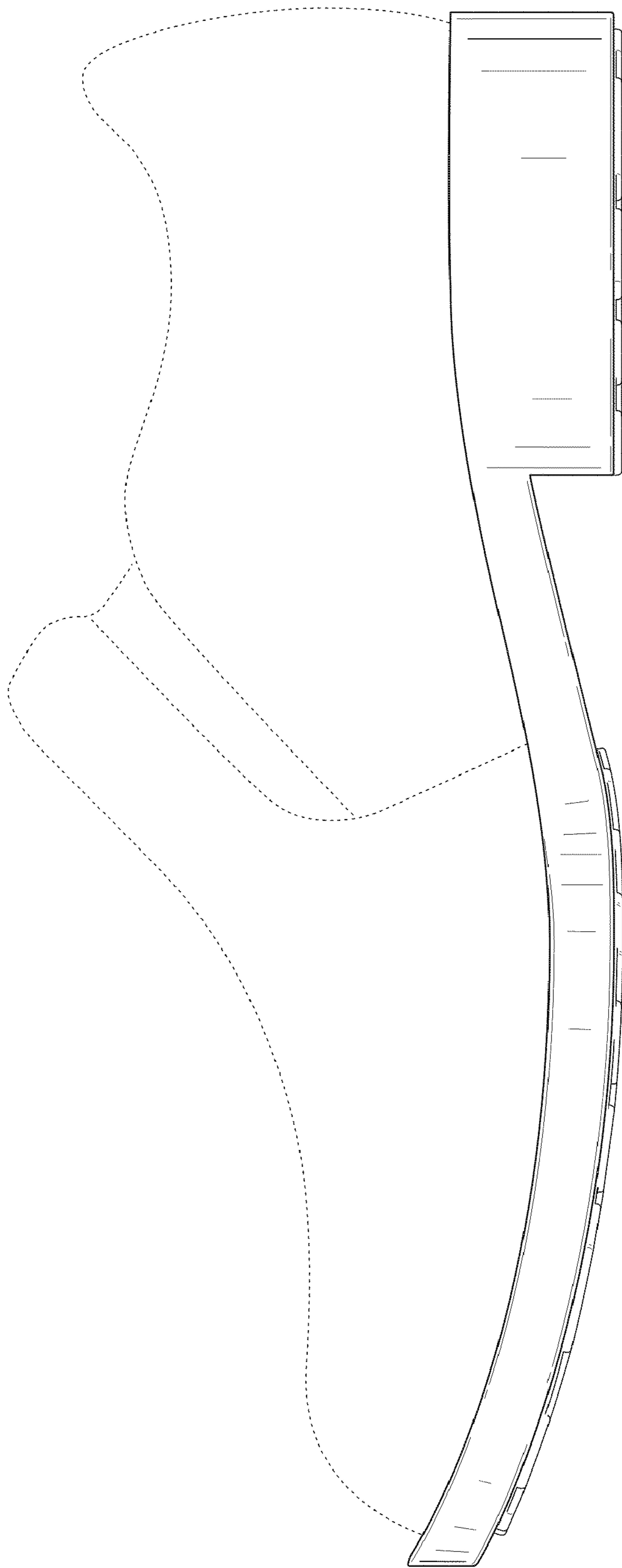
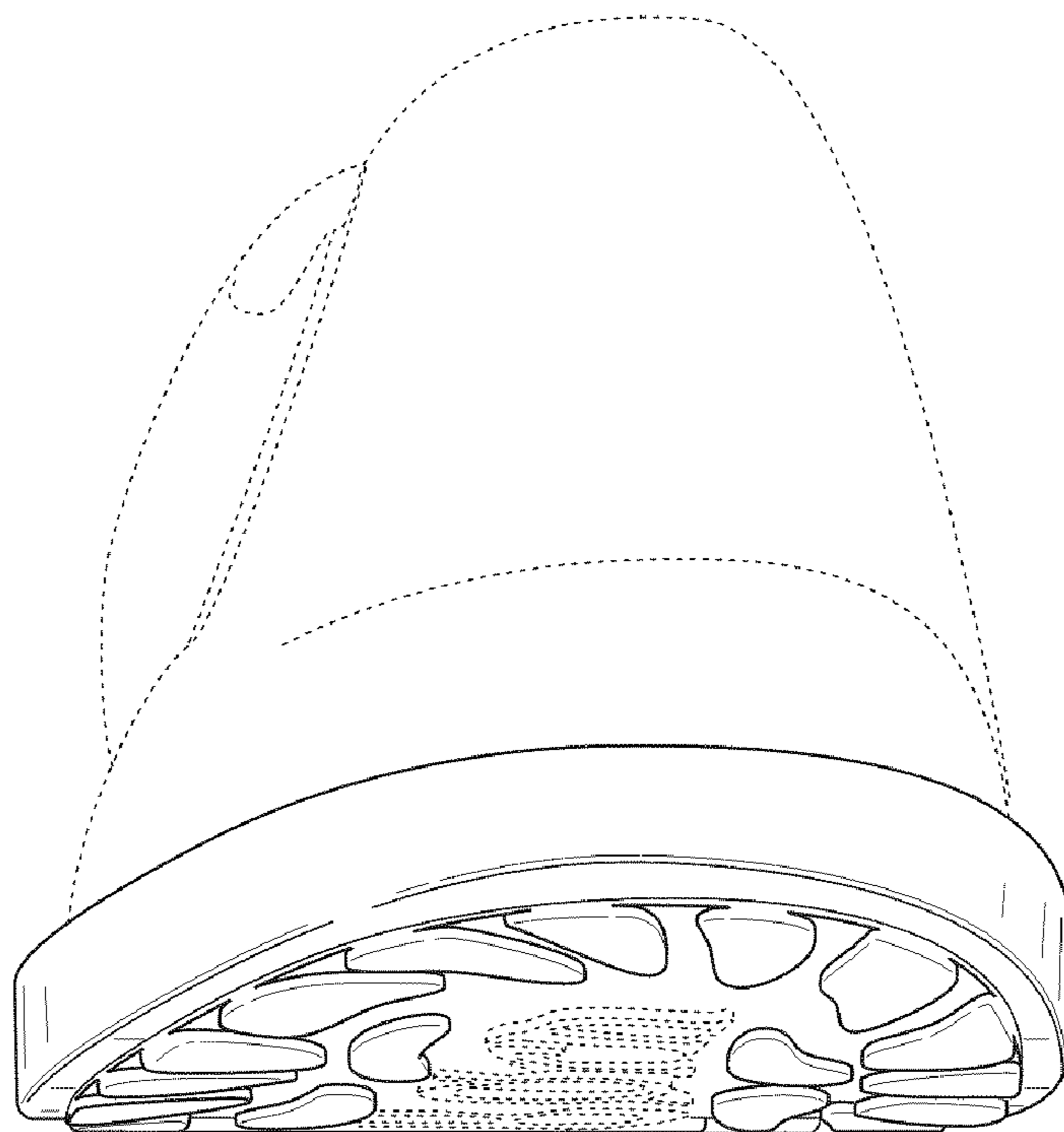
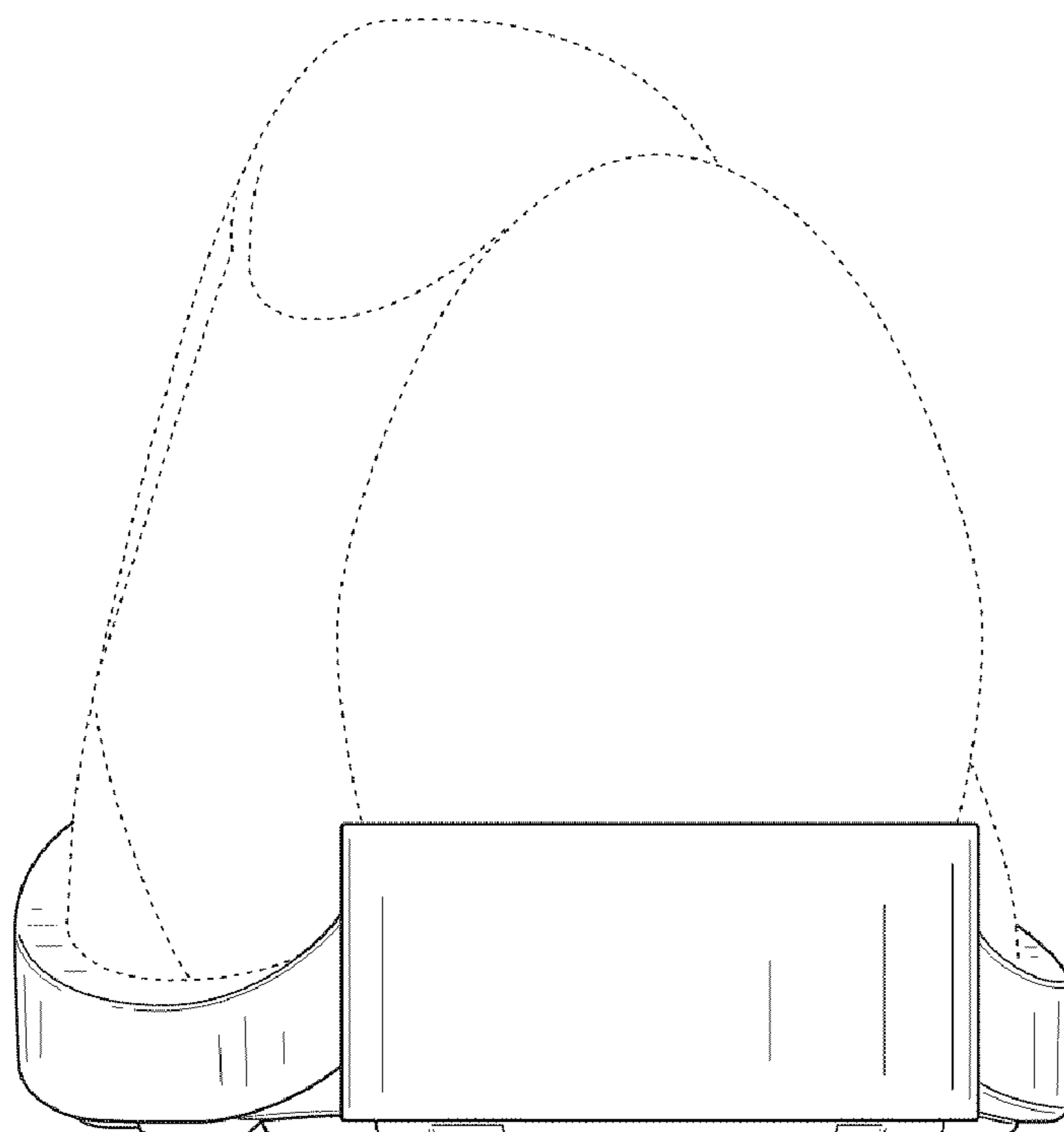


FIG. 5



**FIG. 6**



**FIG. 7**