



US00D643191S

(12) **United States Design Patent**
McClaskie

(10) **Patent No.:** **US D643,191 S**

(45) **Date of Patent:** **** Aug. 16, 2011**

(54) **SHOE**
(75) **Inventor:** **Thomas E. McClaskie**, Bethlehem, PA
(US)
(73) **Assignee:** **Columbia Insurance Company**,
Omaha, NE (US)
(**) **Term:** **14 Years**
(21) **Appl. No.:** **29/379,516**

D549,432 S 8/2007 McClaskie
D554,331 S 11/2007 Matis
D557,484 S 12/2007 McClaskie
D561,433 S * 2/2008 McClaskie D2/952
D571,088 S * 6/2008 St-Louis et al. D2/953
D586,992 S * 2/2009 Duffy D2/957
D586,993 S 2/2009 Banik et al.
D593,292 S * 6/2009 McClaskie D2/957
D597,288 S 8/2009 McClaskie
D603,594 S * 11/2009 McClaskie D2/953
D606,732 S * 12/2009 McClaskie D2/951
D619,794 S * 7/2010 McClaskie D2/957
D631,646 S * 2/2011 Muller D2/954

* cited by examiner

(22) **Filed:** **Nov. 19, 2010**
(51) **LOC (9) Cl.** **02-04**
(52) **U.S. Cl.** **D2/951**
(58) **Field of Classification Search** D2/902,
D2/906, 908, 916, 918, 925, 946-962, 977;
36/3 B, 22 R, 24.5, 25 R, 28, 32 R, 34 R,
36/59 C, 67 A, 103
See application file for complete search history.

Primary Examiner — T. Chase Nelson
(74) *Attorney, Agent, or Firm* — St. Onge Steward Johnson
& Reens LLC

(57) **CLAIM**
The ornamental design for a shoe, as shown and described.

(56) **References Cited**


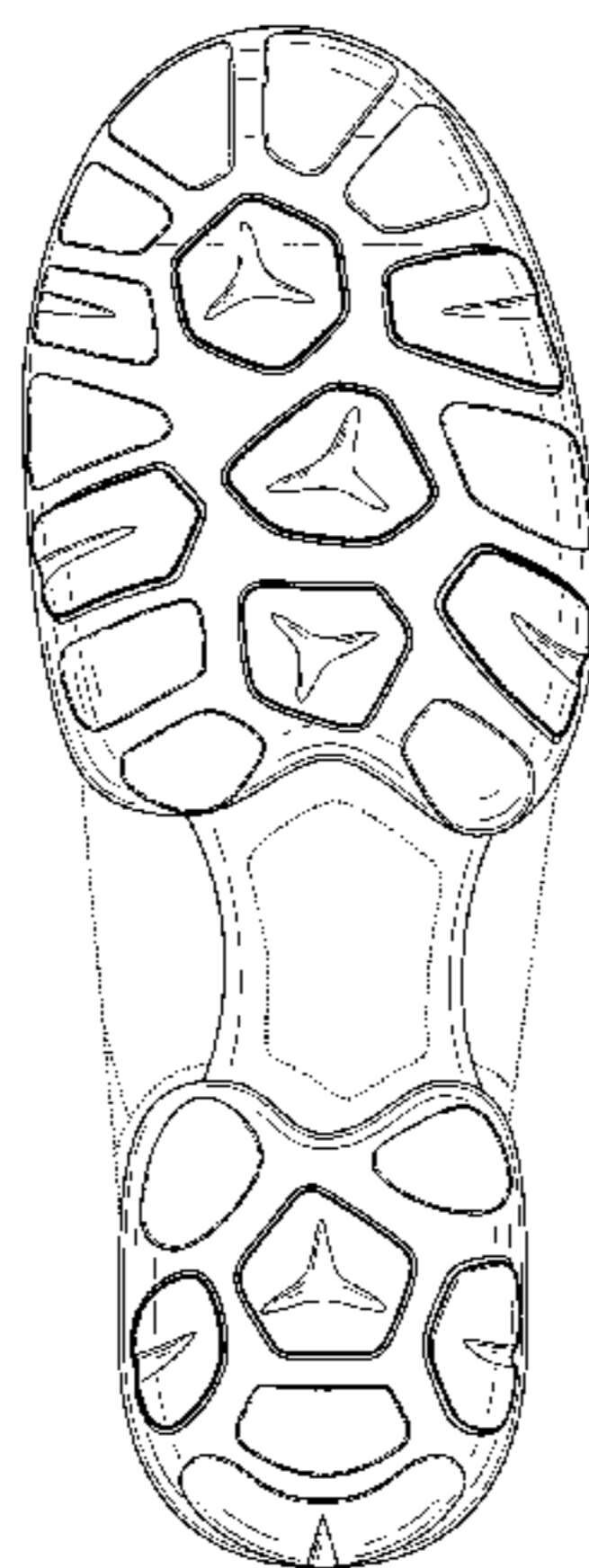
DESCRIPTION

U.S. PATENT DOCUMENTS

D72,011 S 2/1927 Grosjean
D369,235 S * 4/1996 Senda et al. D2/953
D390,349 S * 2/1998 Murai et al. D2/959
D394,541 S * 5/1998 Burgess D2/954
6,009,637 A * 1/2000 Pavone 36/29
D428,240 S * 7/2000 Hoyt et al. D2/916
D437,677 S * 2/2001 Matis et al. D2/969
D440,747 S 4/2001 Matis et al.
D450,429 S 11/2001 McClaskie
D461,947 S * 8/2002 Merceron D2/956
D465,079 S * 11/2002 Merceron D2/954
D489,520 S * 5/2004 Matis et al. D2/952
D498,350 S * 11/2004 Recchi D2/956
D509,049 S 9/2005 McClaskie
D513,842 S 1/2006 Paytuvi
D543,679 S 6/2007 Edwards
D548,935 S 8/2007 McClaskie

FIG. 1 is a bottom perspective view of a shoe in accordance with the new design;
FIG. 2 is a bottom view thereof;
FIG. 3 is a top view thereof;
FIG. 4 is a right side view thereof;
FIG. 5 is a left side view thereof;
FIG. 6 is a front view thereof; and,
FIG. 7 is a rear view thereof.
The shoe upper shown in broken lines in FIGS. 1-7 is for environmental purposes only and forms no part of the claimed design. The broken lines shown in each arch area of FIGS. 1, 2, 4 and 5 represent boundaries of the design with the lines themselves and the areas within them forming no part of the claimed design.

1 Claim, 6 Drawing Sheets



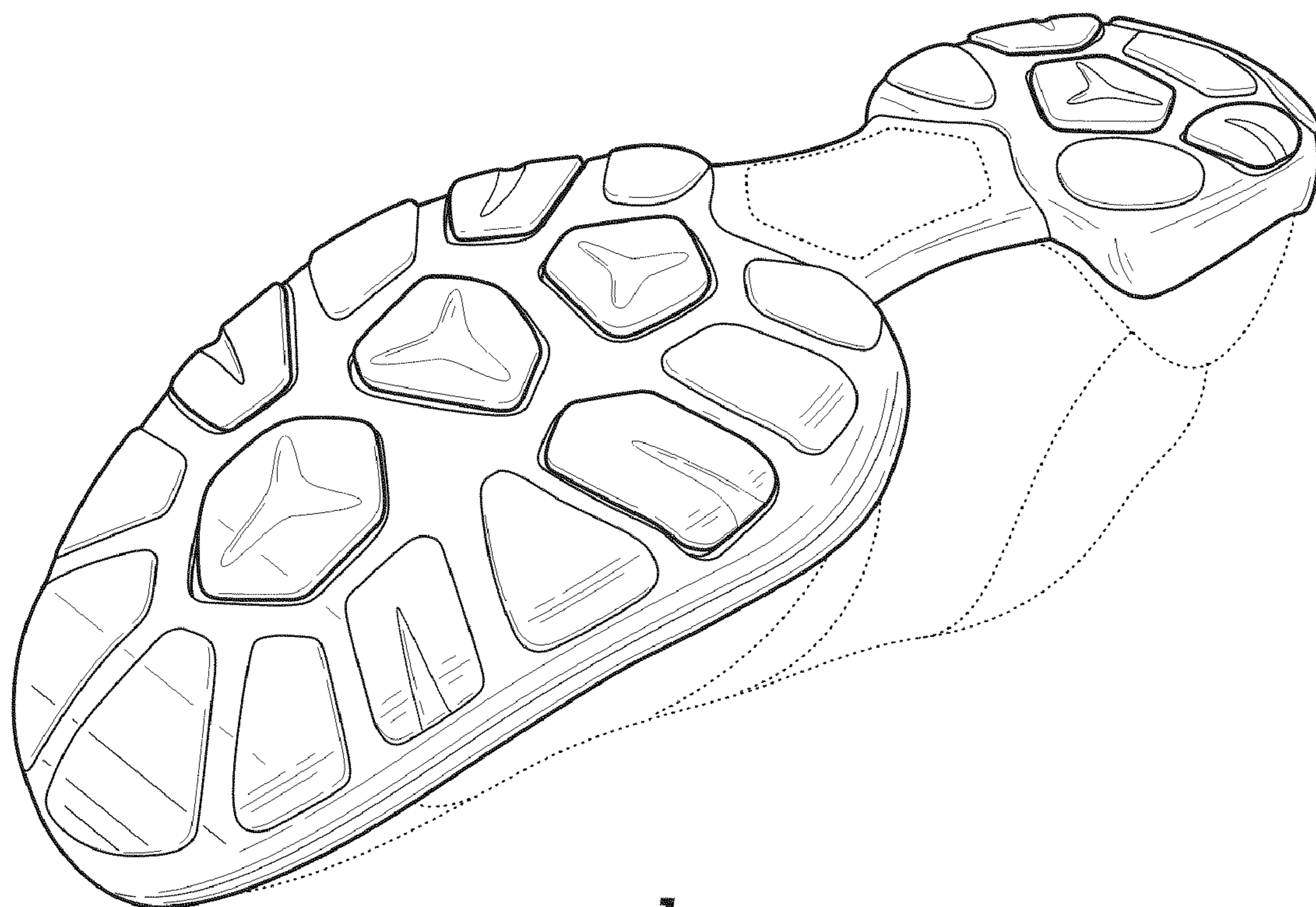


FIG. 1

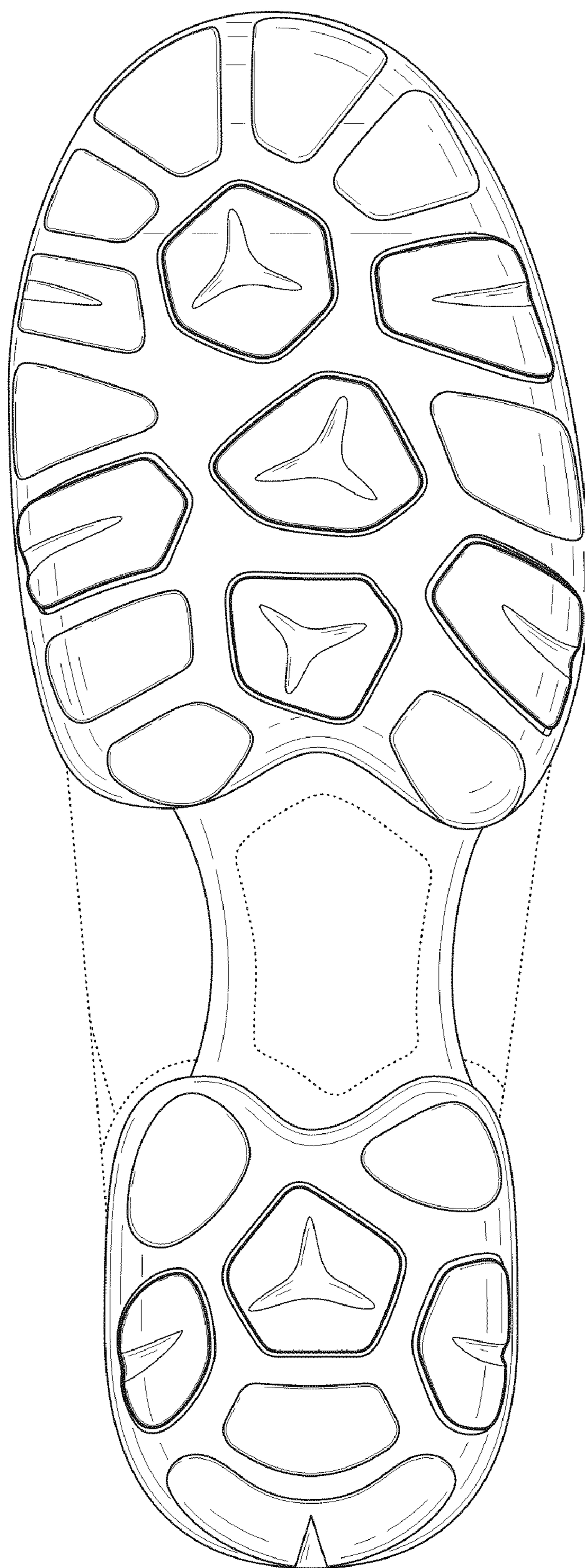


FIG. 2

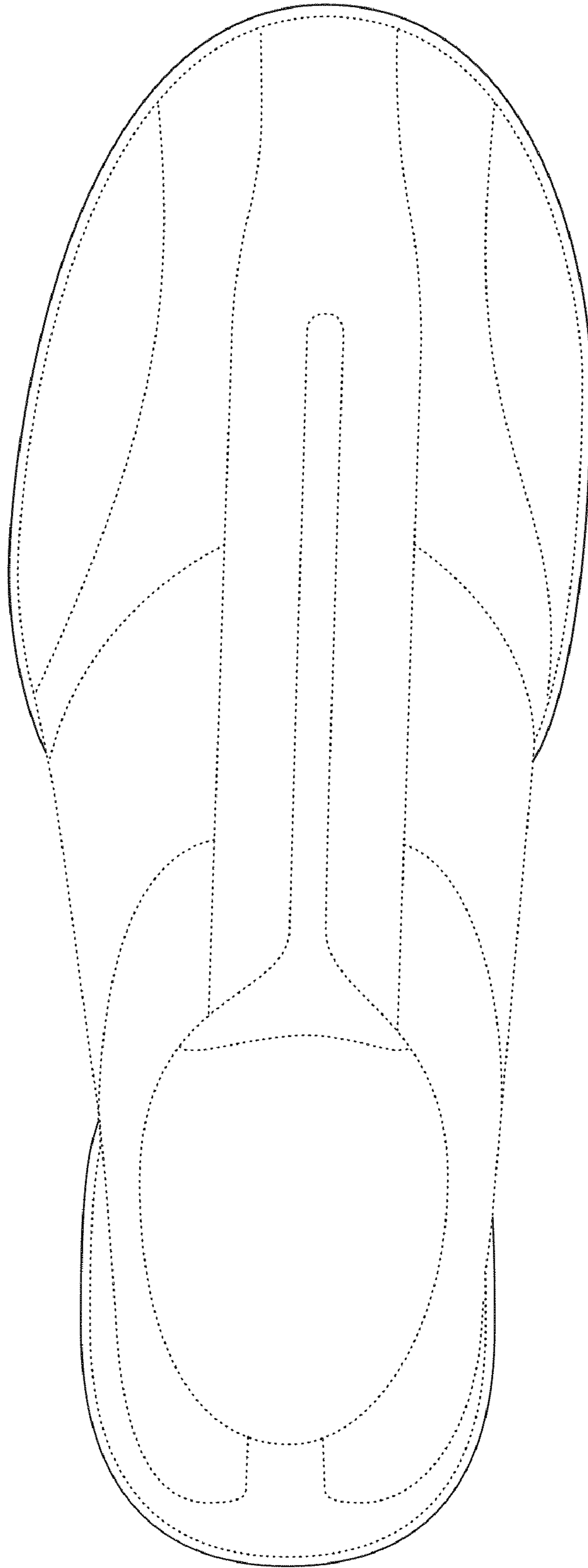


FIG. 3

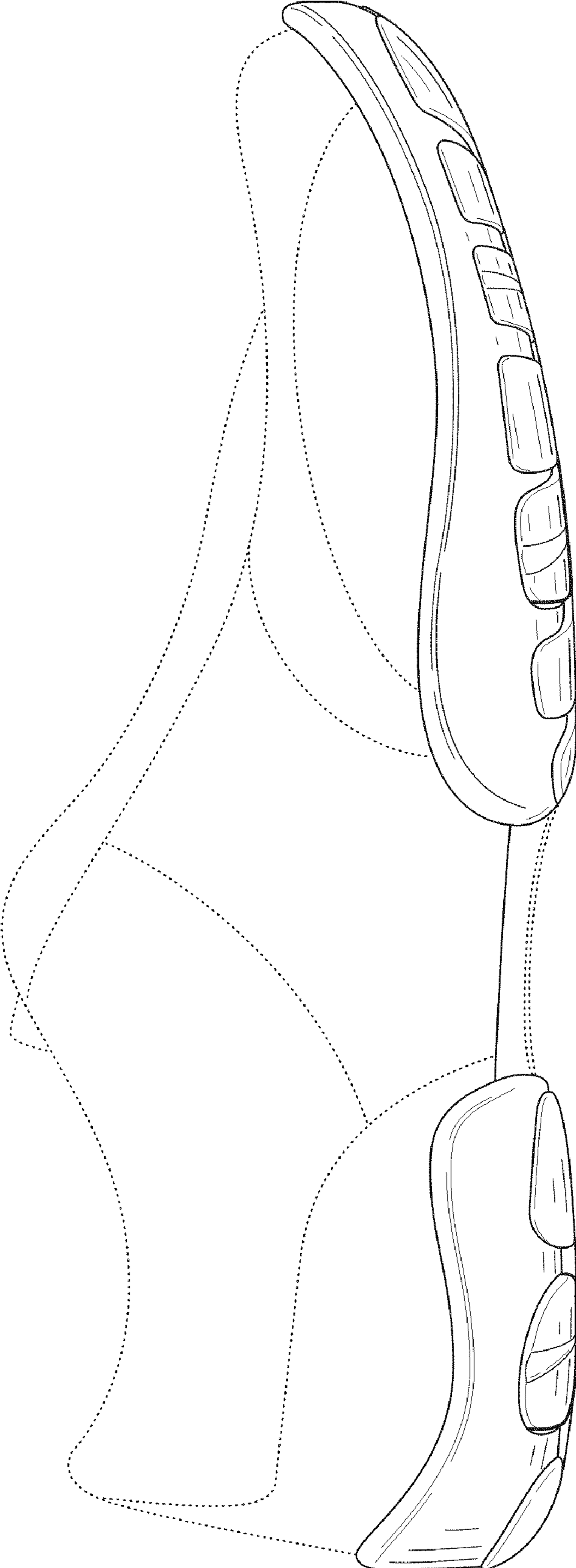


FIG. 4

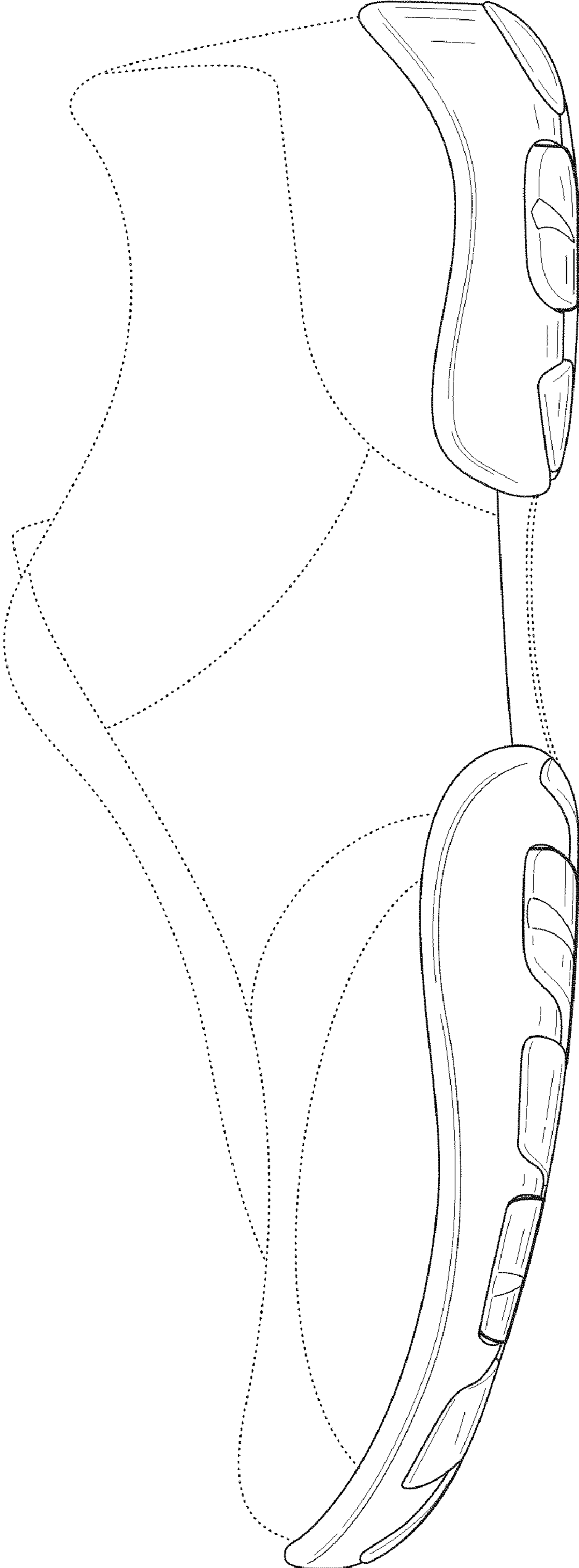


FIG. 5

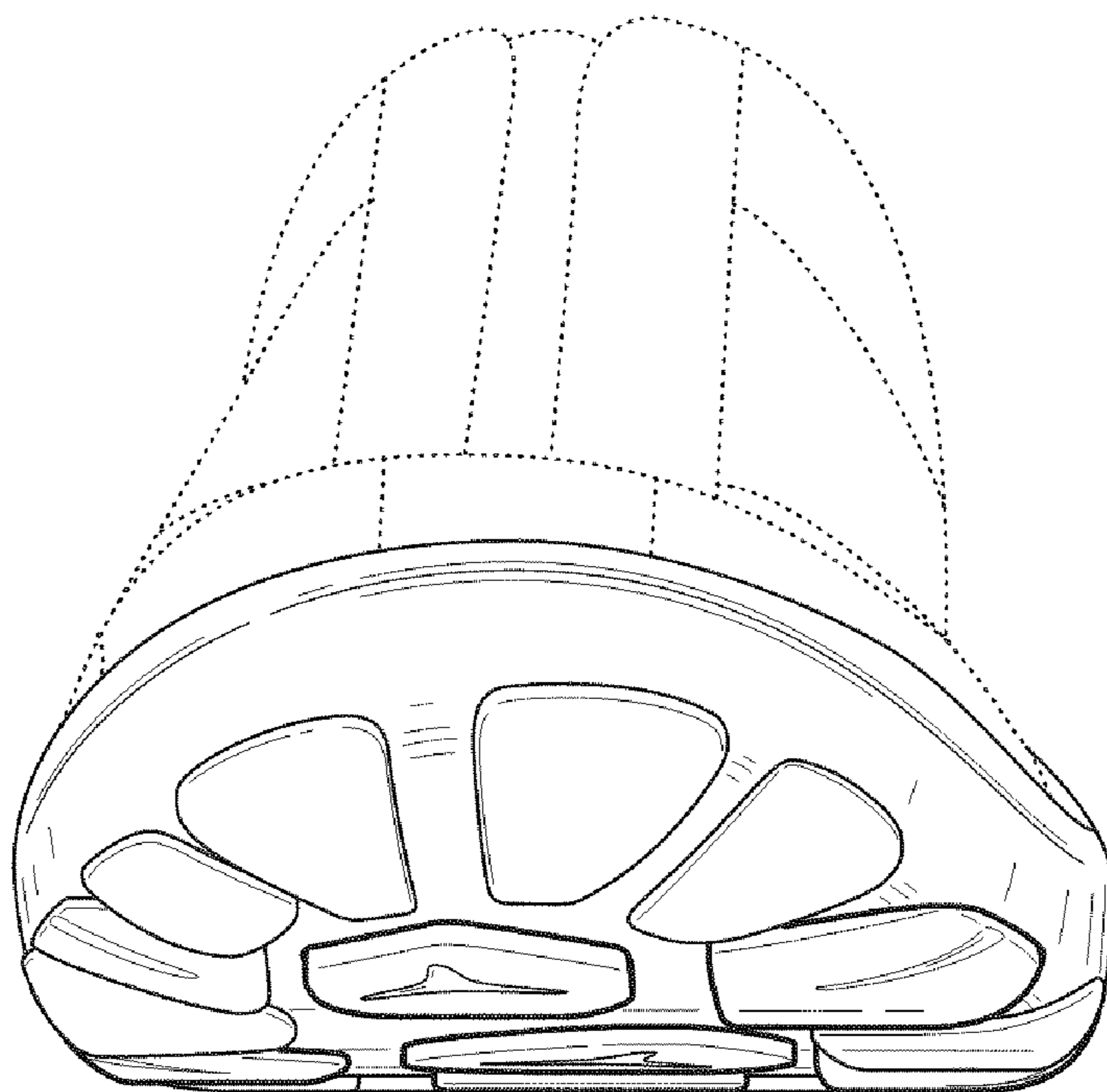


FIG. 6

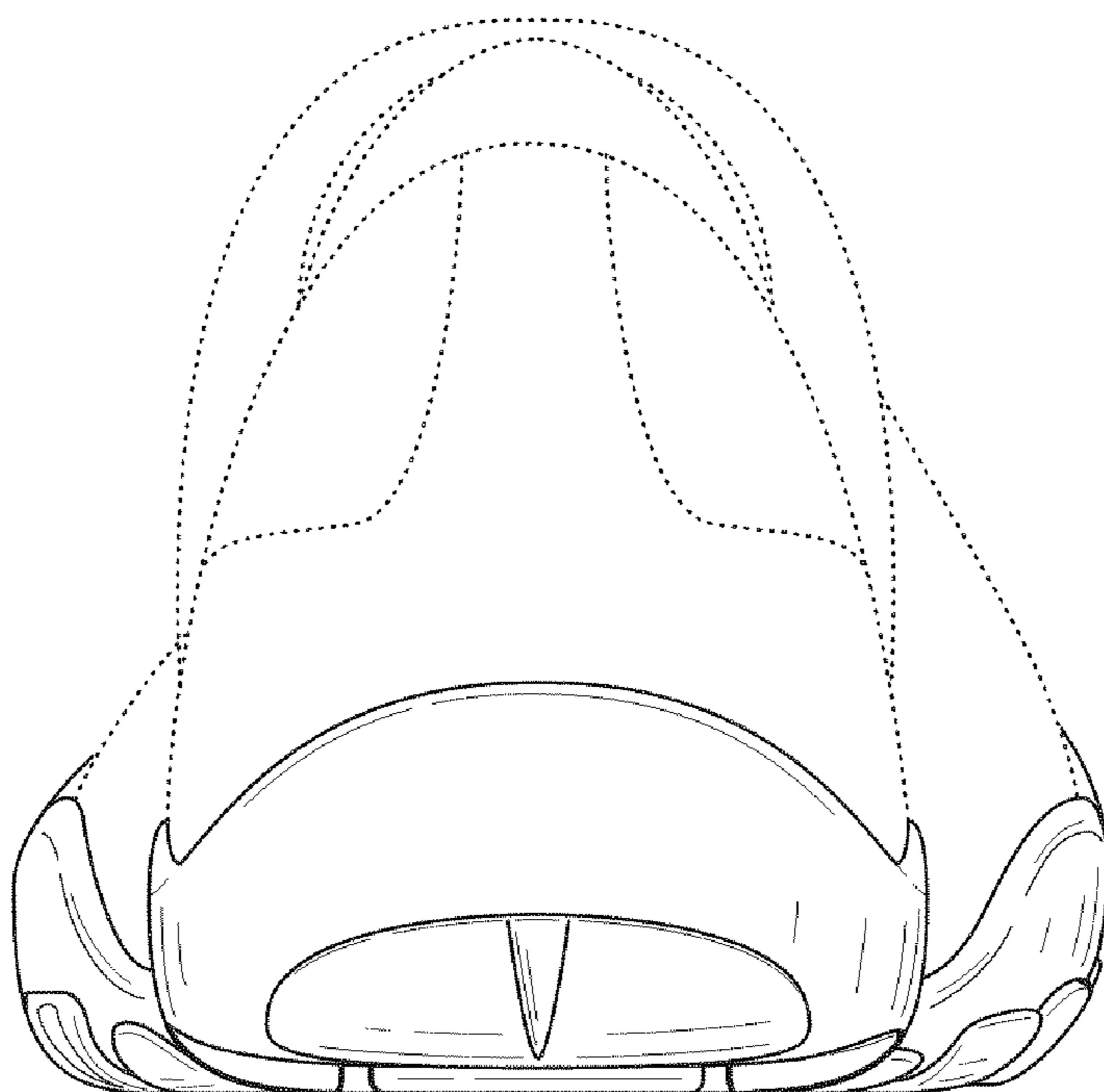


FIG. 7