



US00D643190S

(12) **United States Design Patent**
McClaskie

(10) **Patent No.:** **US D643,190 S**

(45) **Date of Patent:** **** Aug. 16, 2011**

(54) **SHOE**

(75) **Inventor:** **Thomas E. McClaskie**, Bethlehem, PA (US)

(73) **Assignee:** **Columbia Insurance Company**, Omaha, NE (US)

(**) **Term:** **14 Years**

(21) **Appl. No.:** **29/379,513**

(22) **Filed:** **Nov. 19, 2010**

(51) **LOC (9) Cl.** **02-04**

(52) **U.S. Cl.** **D2/951**

(58) **Field of Classification Search** D2/902,
D2/906, 908, 916, 918, 925, 946-962, 977;
36/3 B, 22 R, 24.5, 25 R, 28, 32 R, 34 R,
36/59 C, 67 A, 103

See application file for complete search history.

(56) **References Cited**

U.S. PATENT DOCUMENTS

D72,011 S	2/1927	Grosjean	
D390,349 S *	2/1998	Murai et al.	D2/959
D394,541 S *	5/1998	Burgess	D2/954
D399,341 S	10/1998	Munns	
6,009,637 A *	1/2000	Pavone	36/29
D428,240 S *	7/2000	Hoyt et al.	D2/916
D437,677 S *	2/2001	Matis et al.	D2/969
D449,428 S	10/2001	McClaskie	
D459,064 S	6/2002	McClaskie	
D461,947 S *	8/2002	Merceron	D2/956
D465,079 S *	11/2002	Merceron	D2/954
D489,520 S	5/2004	Matis et al.	
D495,476 S	9/2004	Recchi	
D498,350 S *	11/2004	Recchi	D2/956
D543,679 S *	6/2007	Edwards	D2/959
D545,534 S	7/2007	McClaskie	

D549,432 S	8/2007	McClaskie	
D554,331 S	11/2007	Matis	
D554,840 S	11/2007	McClaskie	
D557,484 S	12/2007	McClaskie	
D561,433 S *	2/2008	McClaskie	D2/952
D572,446 S *	7/2008	Schoenborn et al.	D2/953
D586,992 S *	2/2009	Duffy	D2/957
D593,292 S	6/2009	McClaskie	
D603,594 S *	11/2009	McClaskie	D2/953
D606,732 S *	12/2009	McClaskie	D2/951
D619,794 S *	7/2010	McClaskie	D2/957
D631,646 S *	2/2011	Muller	D2/954

* cited by examiner

Primary Examiner — T. Chase Nelson

(74) *Attorney, Agent, or Firm* — St. Onge Steward Johnston & Reens LLC

(57) **CLAIM**

The ornamental design for a shoe, as shown and described.

DESCRIPTION

FIG. 1 is a bottom perspective view of a shoe in accordance with the new design;

FIG. 2 is a bottom view thereof;

FIG. 3 is a top view thereof;

FIG. 4 is a left side view thereof;


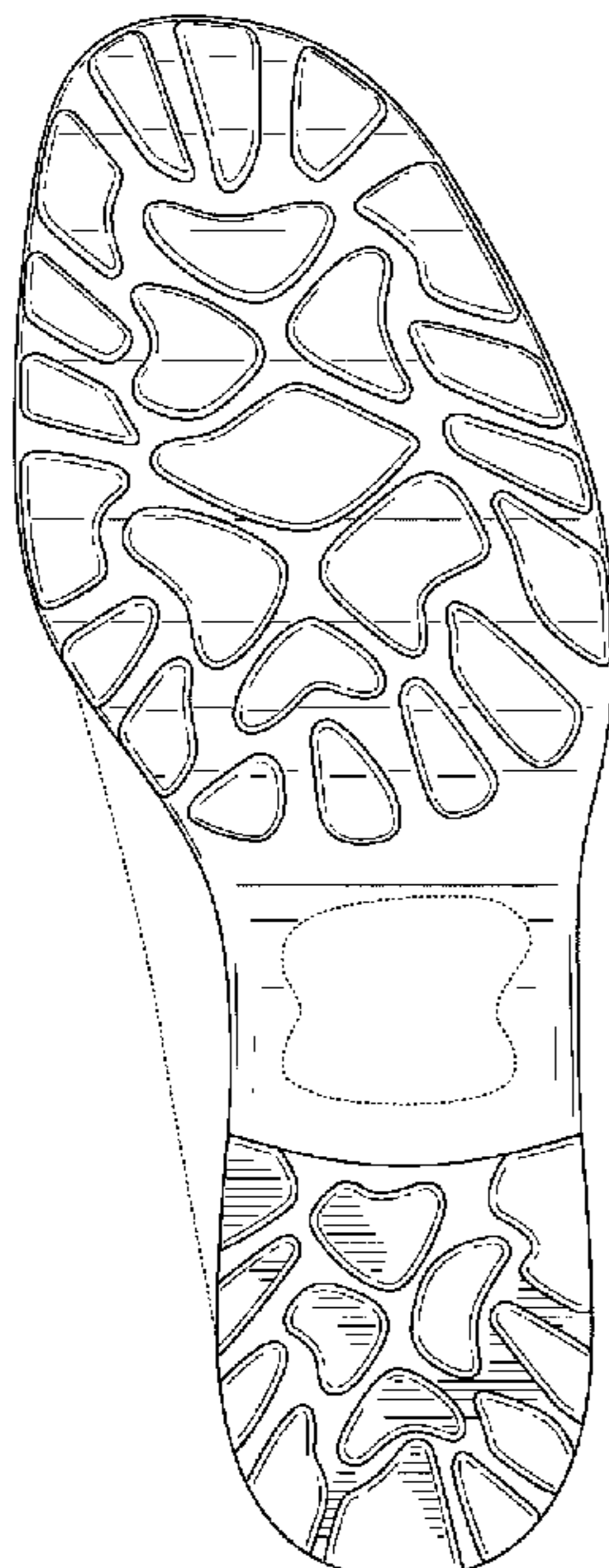
FIG. 5 is a right side view thereof;

FIG. 6 is a front view thereof; and,

FIG. 7 is a rear view thereof.

The shoe upper shown in broken lines in FIGS. 1-7 is for environmental purposes only and forms no part of the claimed design. The broken lines shown in each arch area of FIGS. 1, 2, 4 and 5 represent boundaries of the design with the lines themselves and the areas within them forming no part of the claimed design.

1 Claim, 7 Drawing Sheets



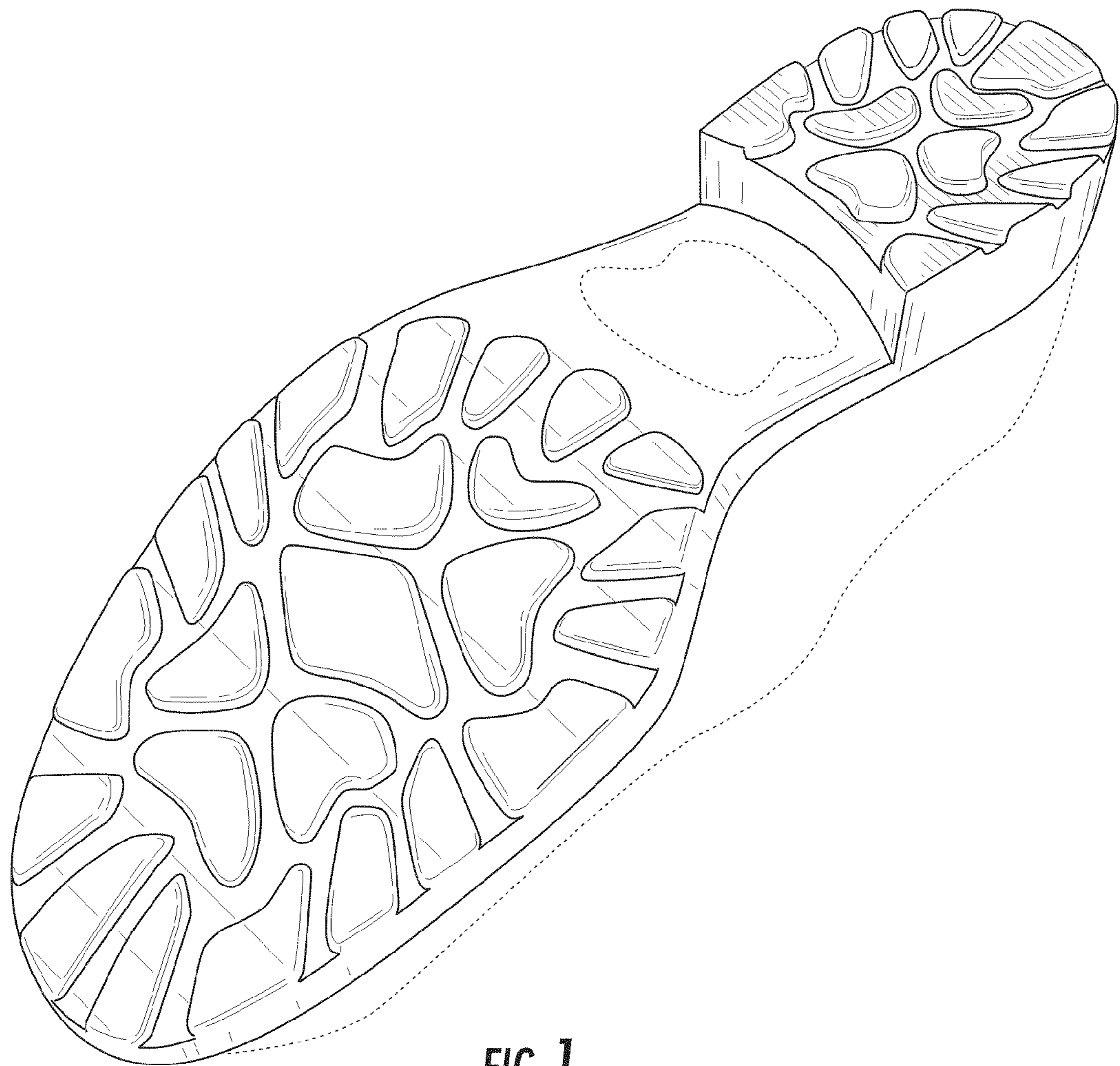


FIG. 1

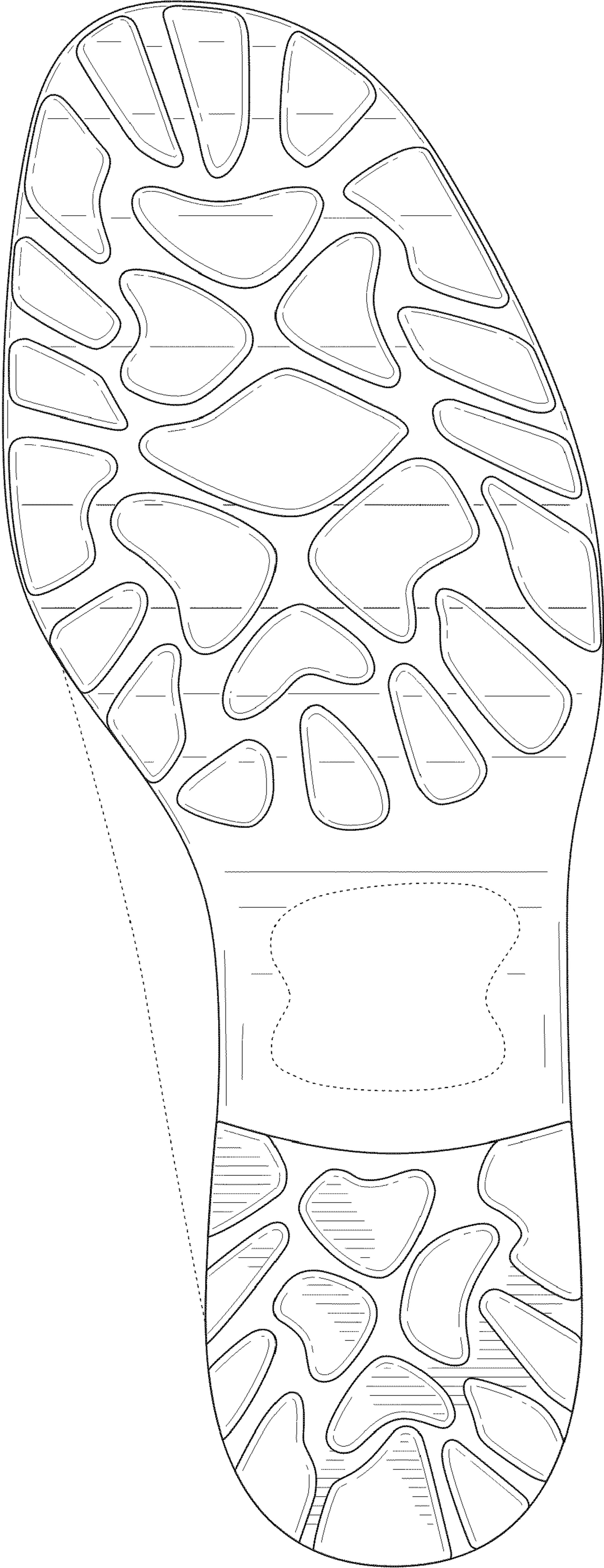


FIG. 2

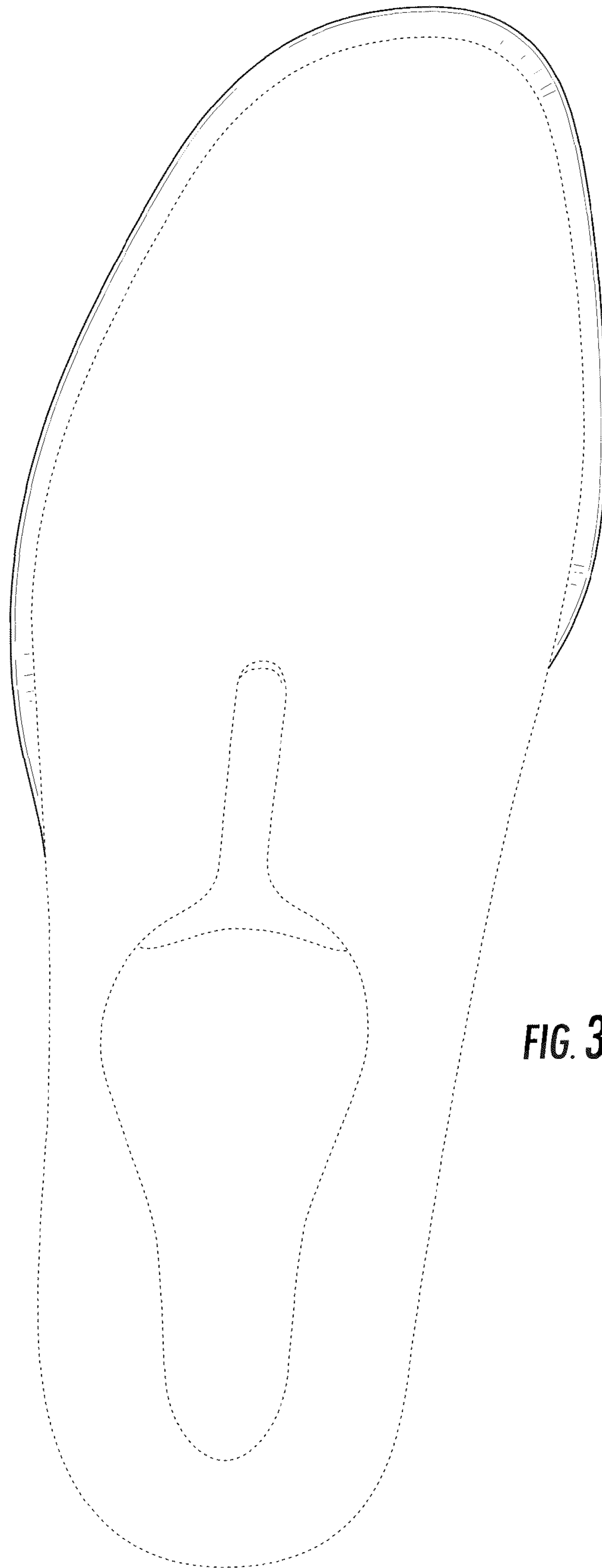


FIG. 3

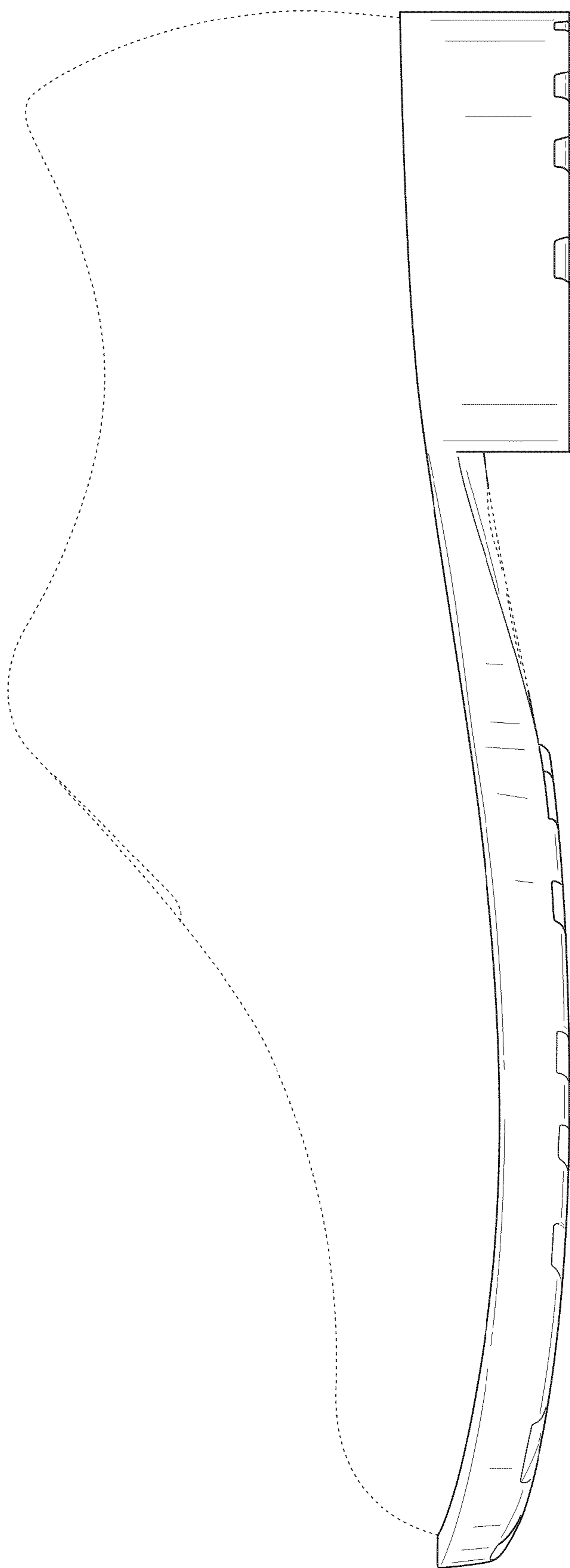


FIG. 4

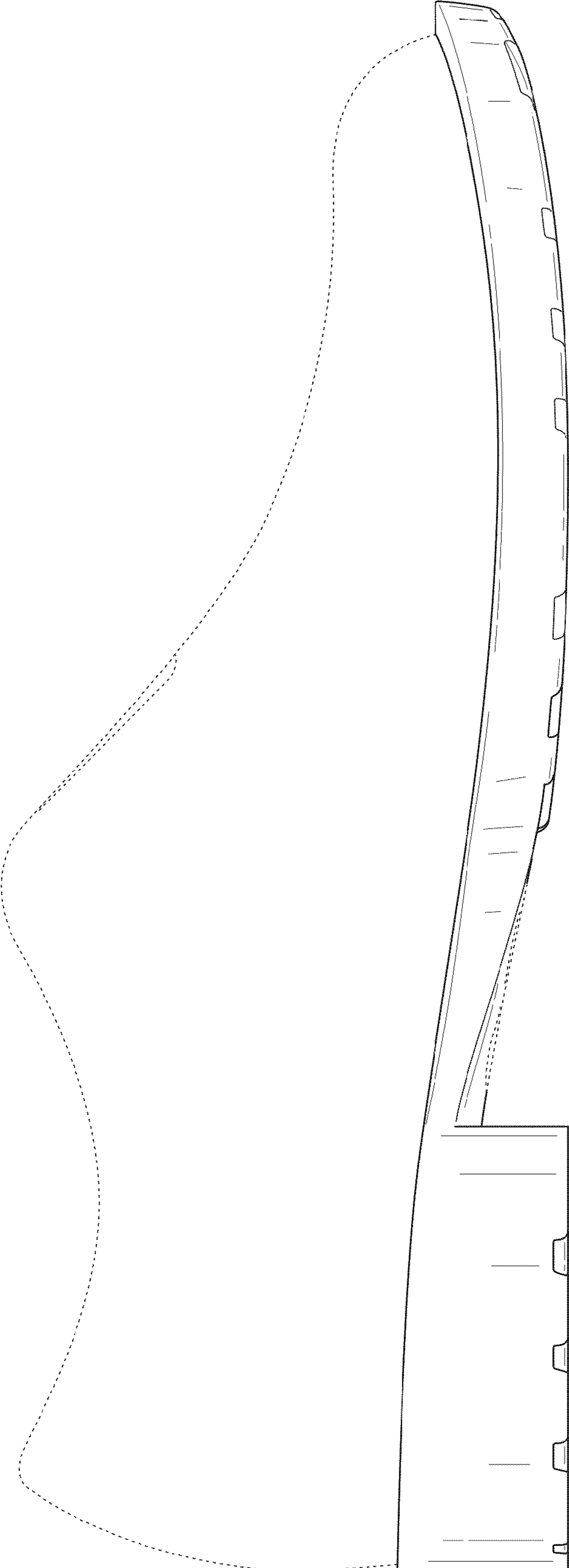


FIG. 5

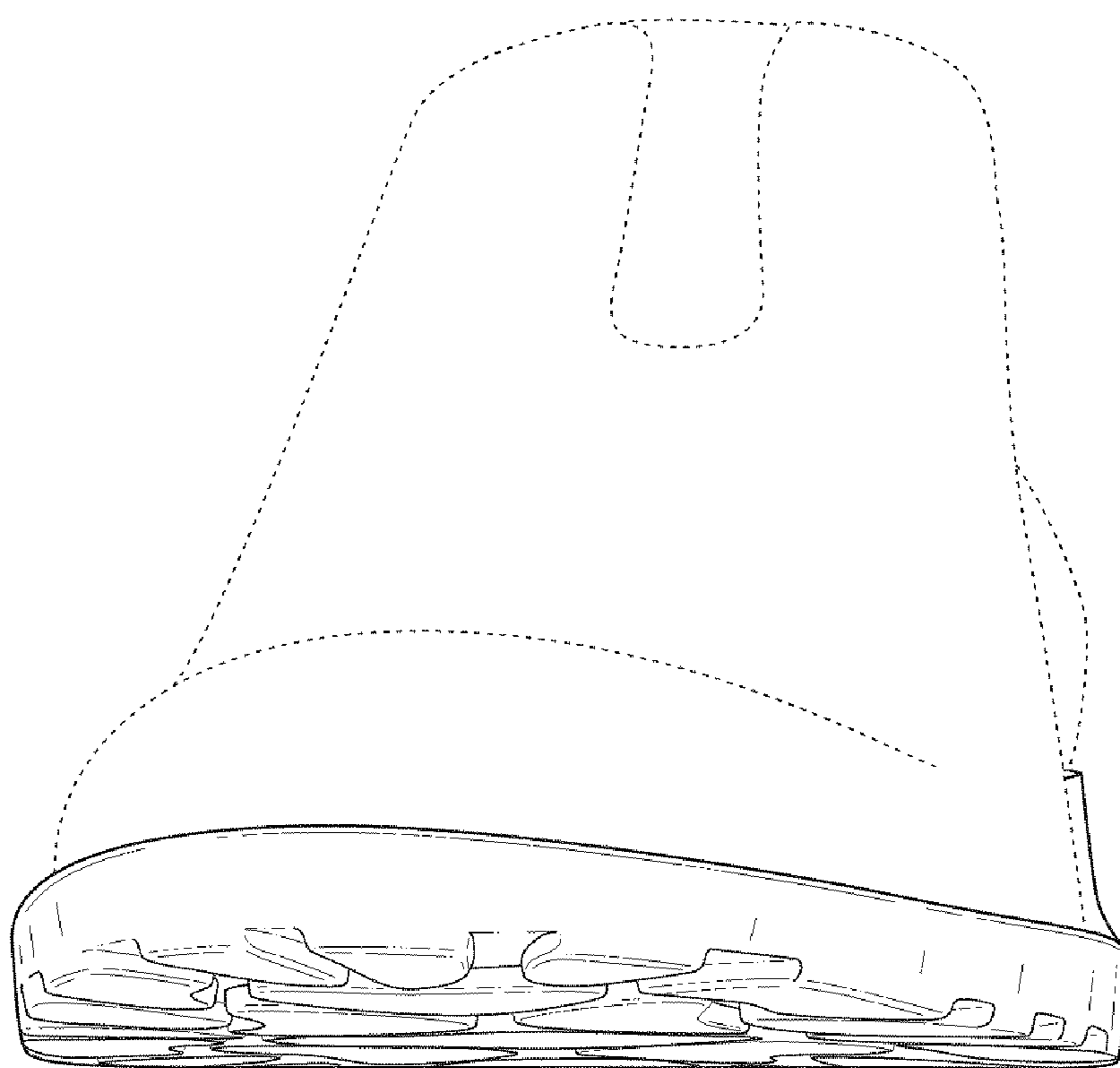


FIG. 6

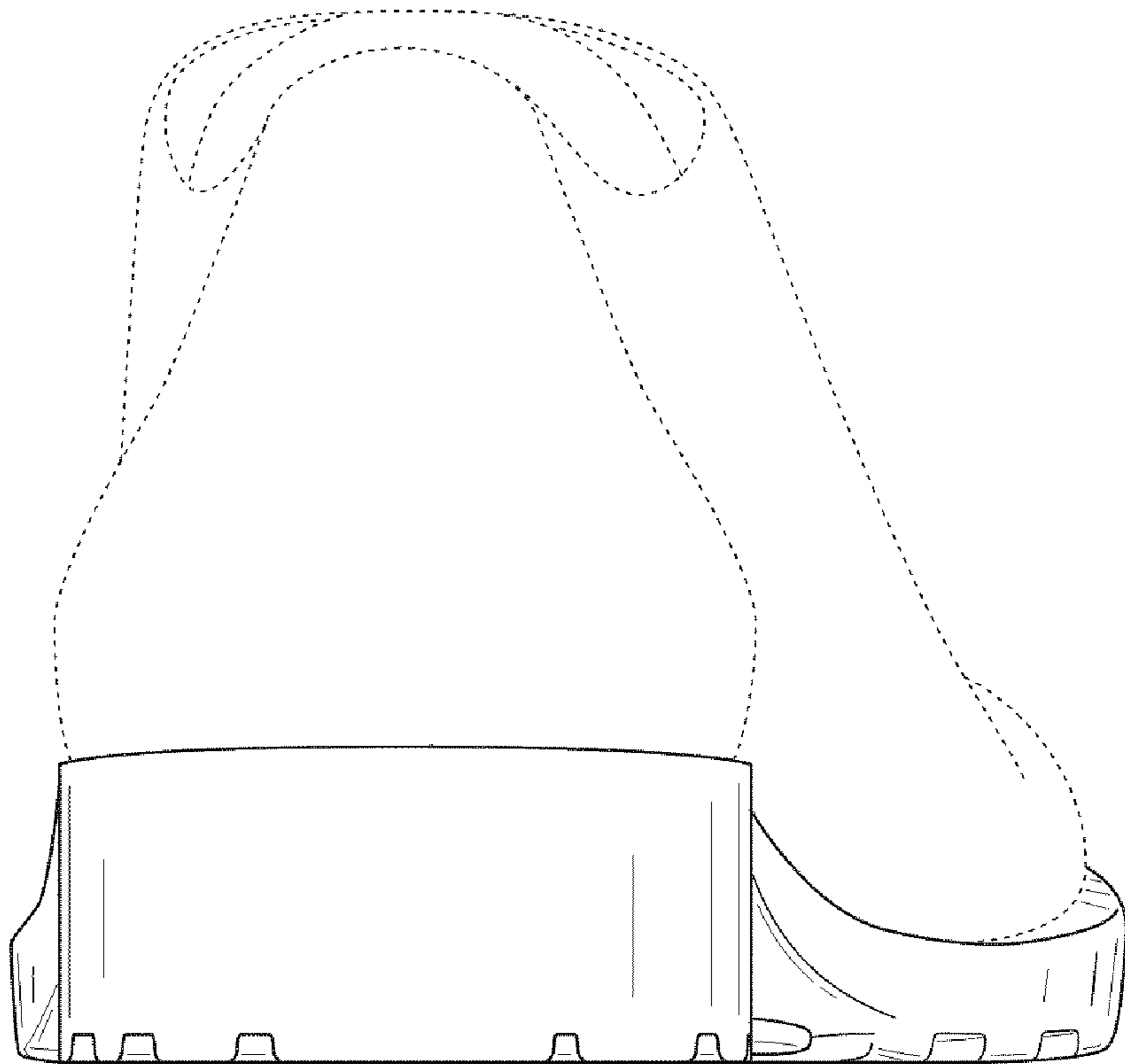


FIG. 7