



US00D643189S

(12) **United States Design Patent**
Teteriatnikov

(10) **Patent No.:** **US D643,189 S**

(45) **Date of Patent:** **** Aug. 16, 2011**

(54) **PERIPHERY OF AN OUTSOLE**

(75) Inventor: **Savva Teteriatnikov**, Marina del Rey,
CA (US)

(73) Assignee: **SKECHERS U.S.A., Inc. II**, Manhattan
Beach, CA (US)

(**) Term: **14 Years**

(21) Appl. No.: **29/388,843**

(22) Filed: **Apr. 2, 2011**

(51) **LOC (9) Cl.** **02-99**

(52) **U.S. Cl.** **D2/946; D2/977**

(58) **Field of Classification Search** D2/896,
D2/902, 906-908, 943, 944, 946, 947, 951,
D2/953, 954, 960, 977; 36/45-49, 50.1,
36/77 M, 77 R, 83, 88, 113, 114, 126-131,
36/25 R-25 A

See application file for complete search history.

(56) **References Cited**

U.S. PATENT DOCUMENTS

D108,320 S *	2/1938	Eldon	D2/902
D155,816 S *	11/1949	Little	D2/902
D157,034 S *	1/1950	Eldon	D2/902
D296,152 S	6/1988	Selbiger		
4,766,681 A *	8/1988	O'Rourke et al.	36/114
D319,337 S *	8/1991	Hatfield	D2/977
D321,584 S *	11/1991	Mitsui	D2/977
D321,585 S *	11/1991	Rogers	D2/977
D324,131 S	2/1992	Lucas		
D325,288 S *	4/1992	Richard et al.	D2/977
D326,762 S	6/1992	Kiyosawa		
D327,362 S *	6/1992	Hatfield	D2/977
D379,861 S *	6/1997	Wunsch	D2/977
D395,341 S	6/1998	Greenberg		
D398,743 S	9/1998	Rask		
D412,236 S	7/1999	von Conta		
D422,128 S	4/2000	Adler		

D434,547 S *	12/2000	Kim	D2/902
D452,362 S	12/2001	Mastroianni et al.		
D458,742 S *	6/2002	Crary et al.	D2/977
D466,277 S	12/2002	Smith, III		
D466,278 S	12/2002	Smith, III		
D512,818 S	12/2005	Mitani et al.		
D512,819 S	12/2005	Usuki et al.		
D516,783 S *	3/2006	Chu	D2/946
D518,285 S *	4/2006	Schoenborn et al.	D2/977
D520,732 S	5/2006	Mitani et al.		
D522,229 S *	6/2006	Kubo et al.	D2/977
D547,939 S	8/2007	Link		
D559,509 S	1/2008	Hayes		
D574,141 S *	8/2008	Kaufman	D2/977
D576,393 S	9/2008	Kaufman		
D577,478 S	9/2008	Peveto et al.		
D624,291 S	9/2010	Henderson		
D626,316 S	11/2010	Akhidime		

* cited by examiner

Primary Examiner — Dominic Simone

(74) *Attorney, Agent, or Firm* — Marshall A. Lerner; Marvin
H. Kleinberg; Kleinberg & Lerner, LLP

(57) **CLAIM**

The ornamental design for a periphery of an outsole, as shown
and described.

DESCRIPTION

FIG. 1 is a perspective view of a periphery of an outsole
embodying my new design.

FIG. 2 is a left side view thereof;

FIG. 3 is a right side view thereof;

FIG. 4 is a top plan view thereof;

FIG. 5 is a bottom plan view thereof;

FIG. 6 is a rear elevation view thereof; and,

FIG. 7 is a front elevation view thereof.

Broken lines showing the remainder of the shoe in the figures
are for illustrative purposes only and form no part of the
claimed invention.

1 Claim, 6 Drawing Sheets

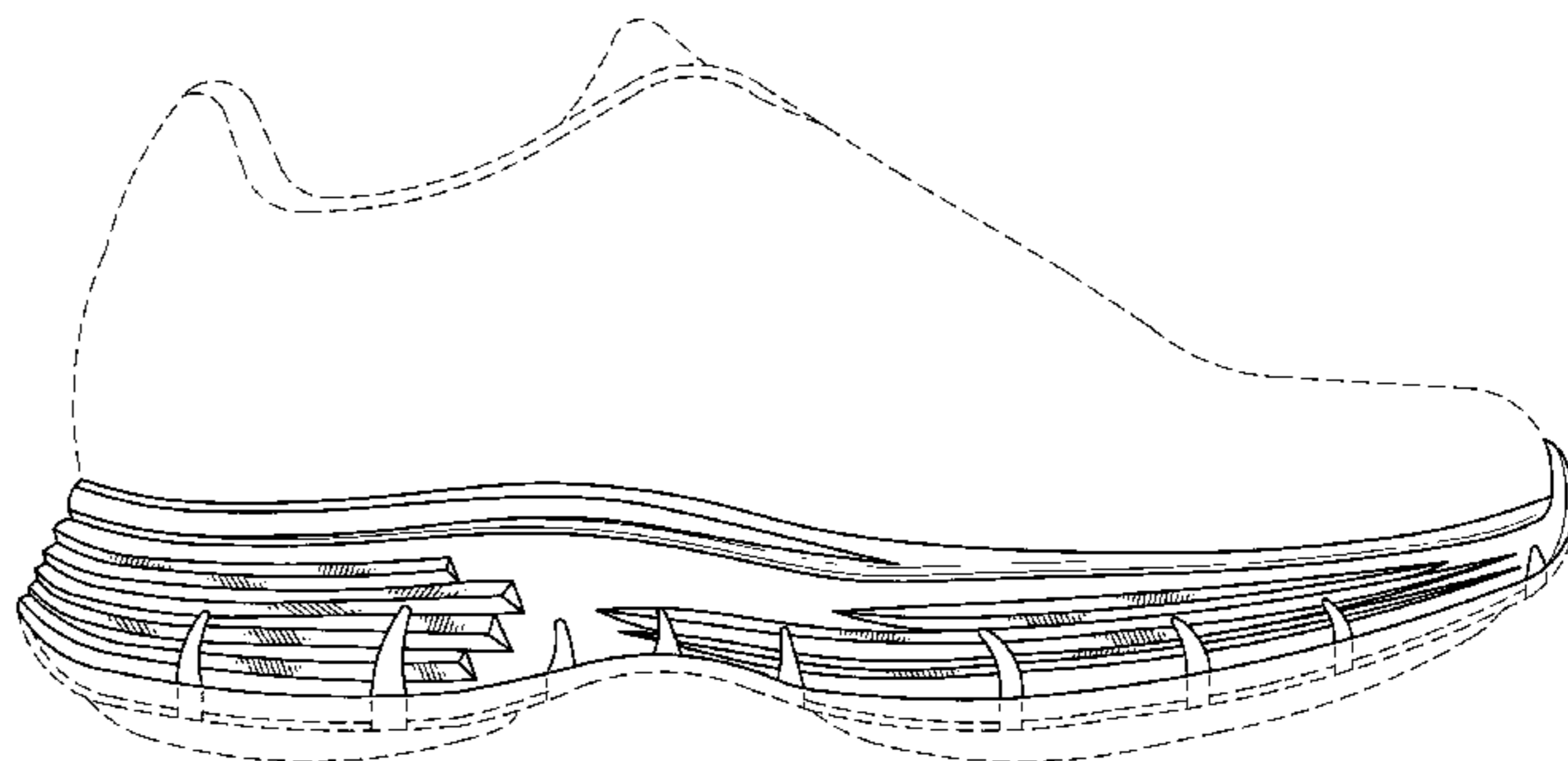
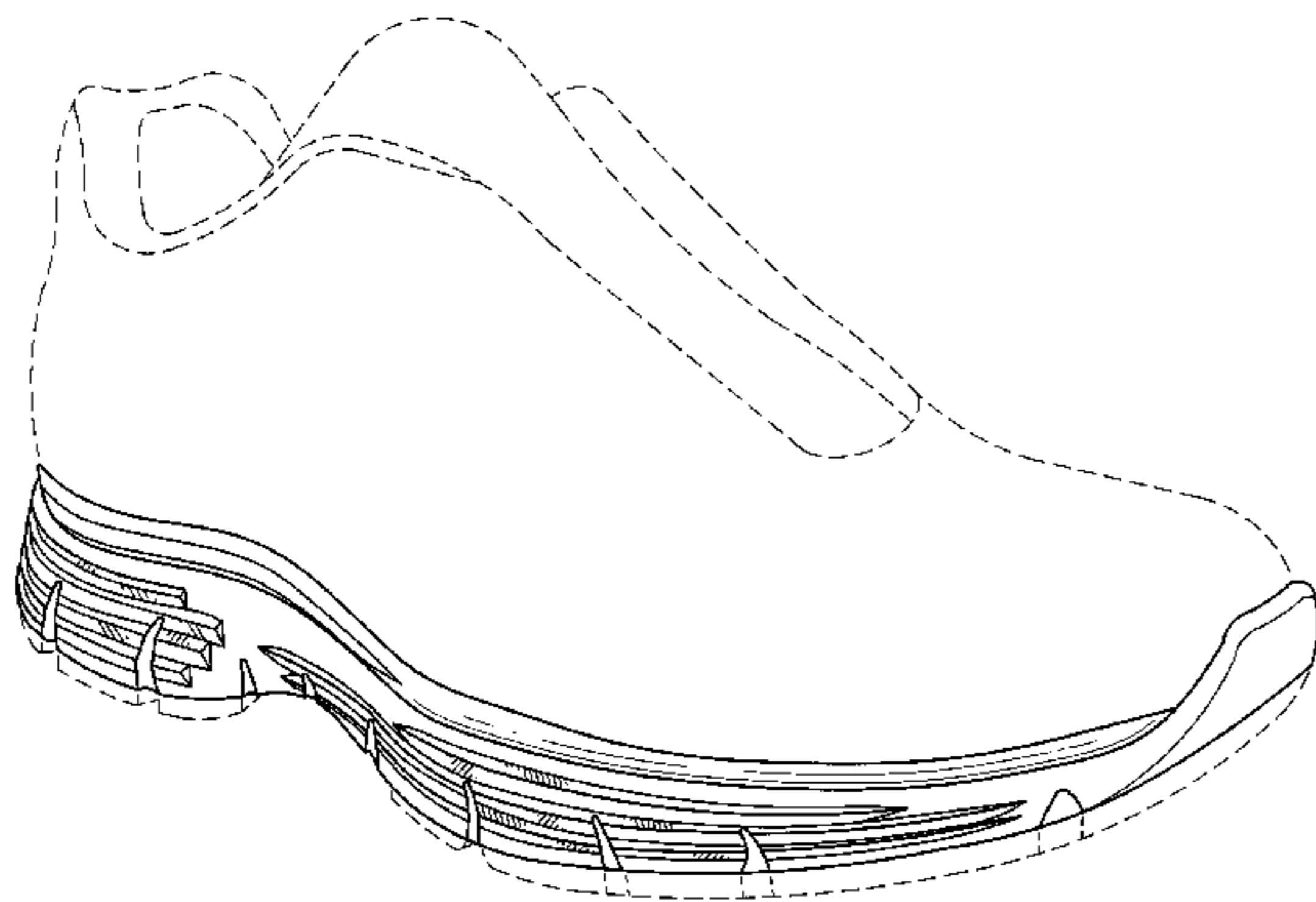
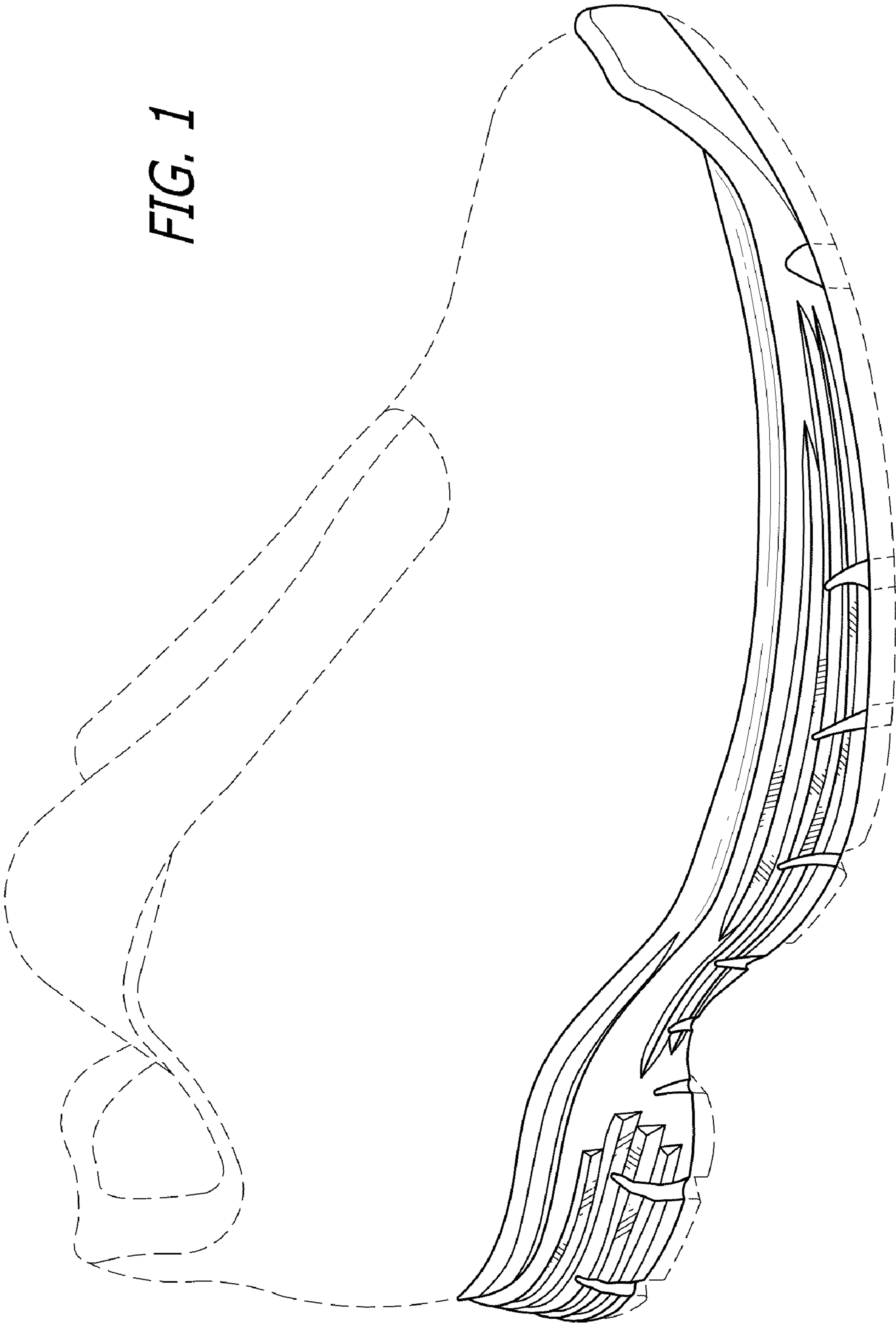


FIG. 1



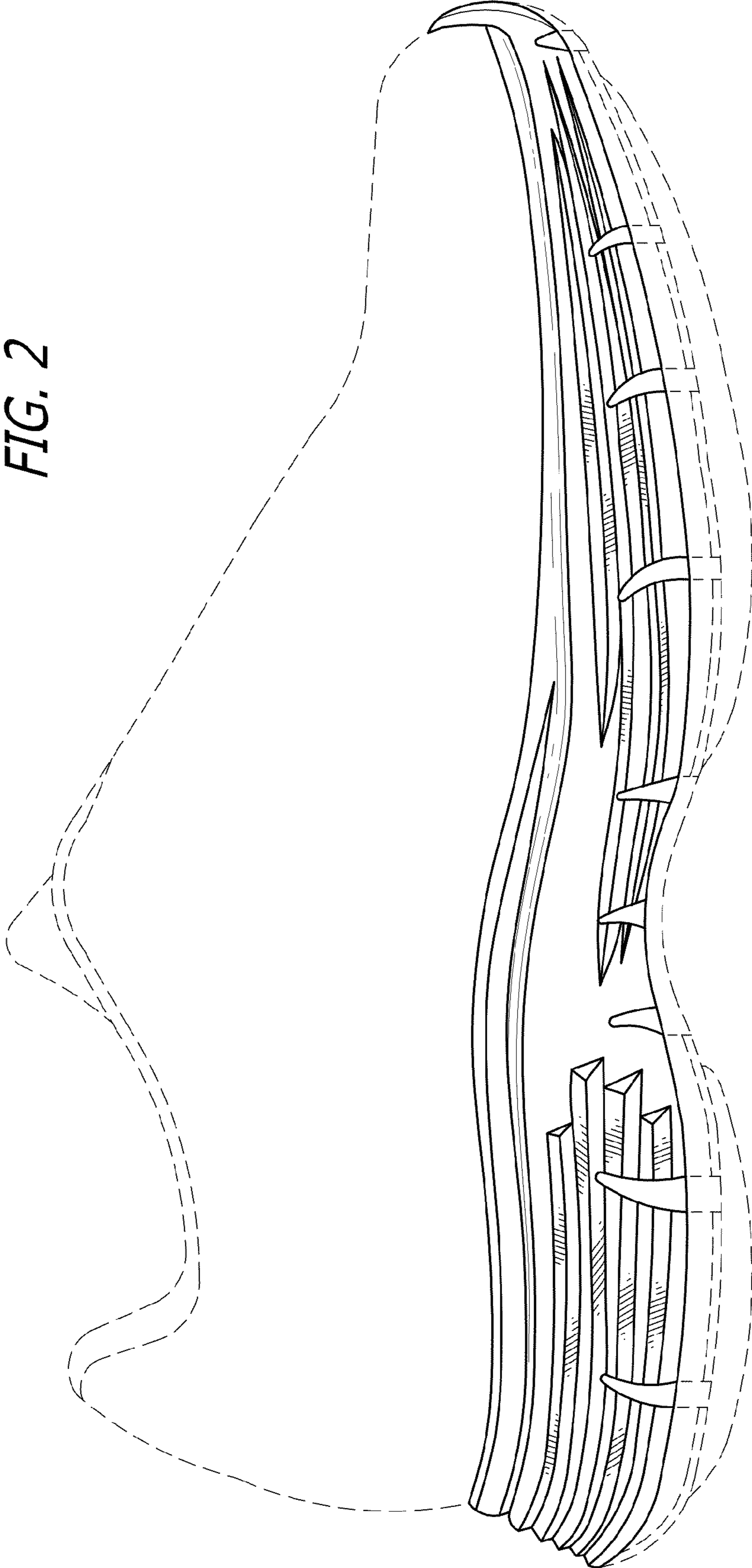


FIG. 2

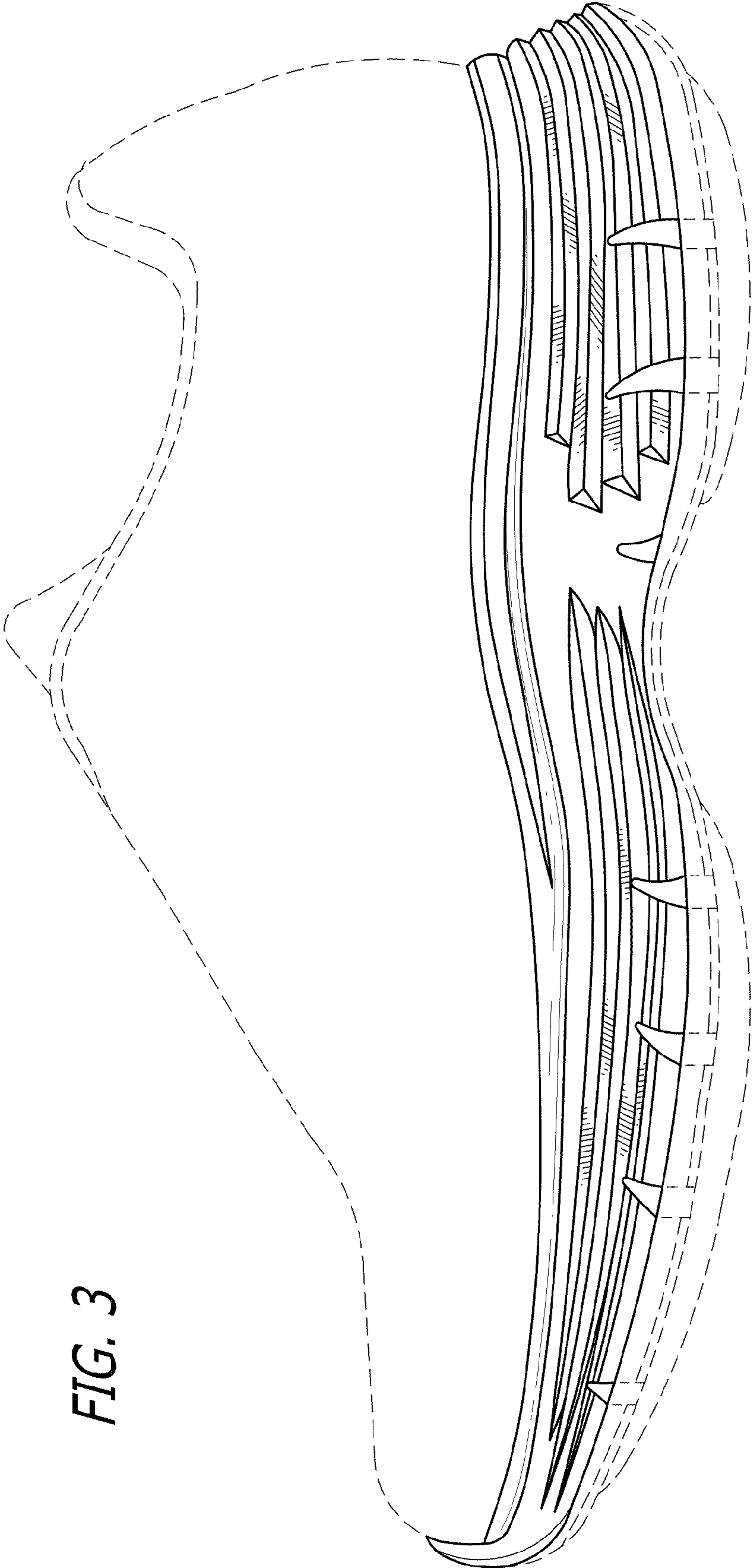


FIG. 3

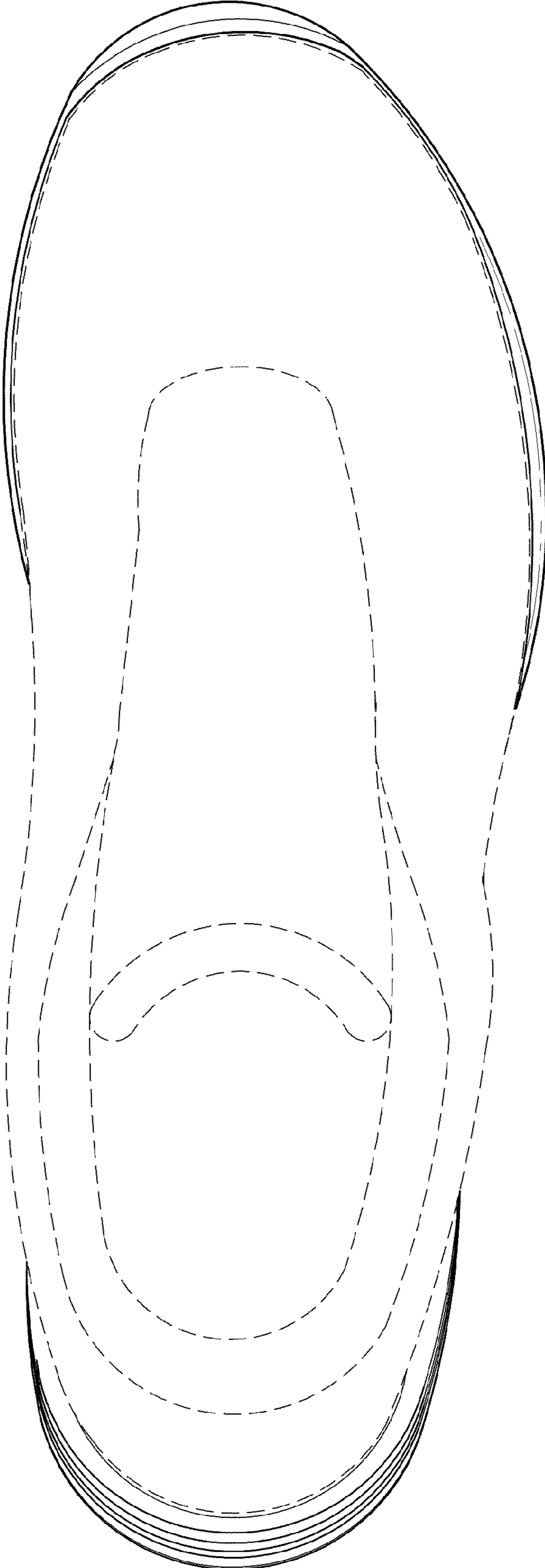


FIG. 4

FIG. 5

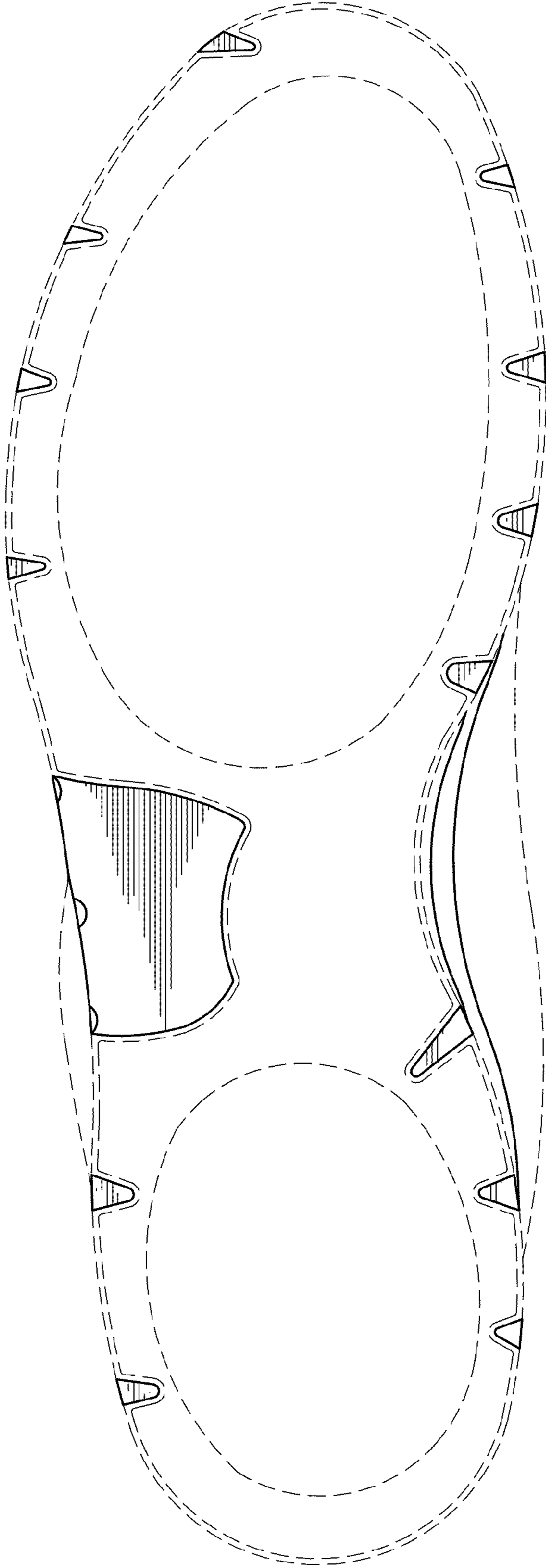


FIG. 7

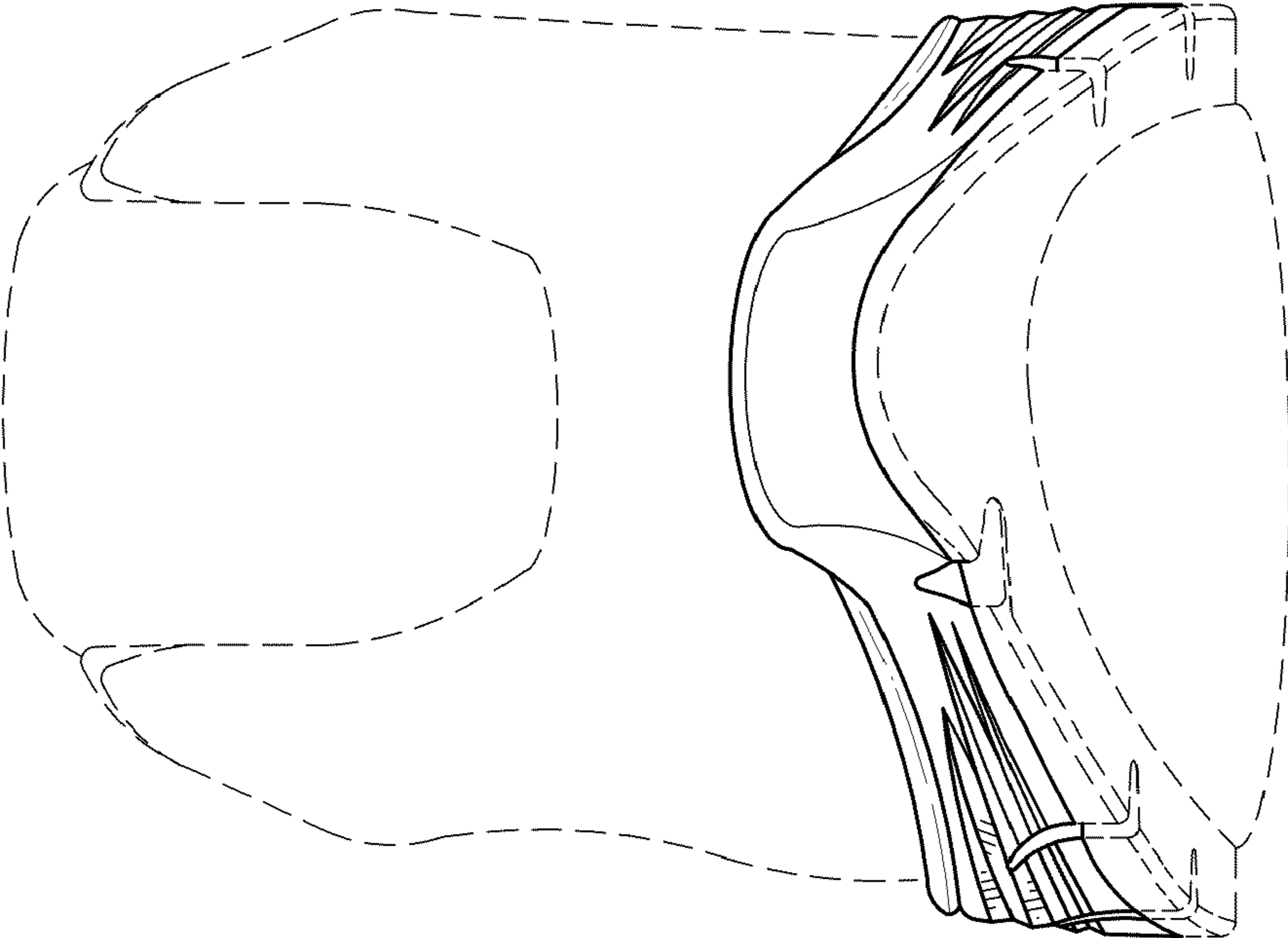


FIG. 6

