



US00D643188S

(12) **United States Design Patent**  
**Tonkel et al.**

(10) **Patent No.:** **US D643,188 S**

(45) **Date of Patent:** **\*\* Aug. 16, 2011**

(54) **FLIP FLOP WITH LATERALLY DISPOSED  
DOUBLE SWIVEL PIVOTAL BAND**

(75) Inventors: **Raymond F. Tonkel**, Middlesex, MA  
(US); **Lindell B. Jones**, St. Louis, MO  
(US)

(73) Assignee: **U Turn Sports Co, LLC**, Wildwood,  
MO (US)

(\*\*) Term: **14 Years**

(21) Appl. No.: **29/372,002**

(22) Filed: **Oct. 1, 2010**

(51) **LOC (9) Cl.** ..... **02-04**

(52) **U.S. Cl.** ..... **D2/917; D2/897**

(58) **Field of Classification Search** ..... D2/896-900,  
D2/903, 916-925, 943, 946, 969, 971, 976;  
36/7.3, 7.5, 11.5, 45, 88-92, 94, 100, 101  
See application file for complete search history.

5,379,529	A *	1/1995	Smith et al.	
5,410,822	A *	5/1995	Vaccari	
5,459,947	A *	10/1995	Lasher	
D374,549	S *	10/1996	McDonald	D2/917
RE35,452	E	2/1997	Sargeant	
5,659,979	A	8/1997	Sileo	
5,673,499	A	10/1997	Attilieni	
6,029,372	A	2/2000	Pan	
6,035,554	A	3/2000	Duncan	
6,212,797	B1	4/2001	Merry et al.	
6,237,250	B1	5/2001	Aguerre	
6,256,906	B1	7/2001	Matis et al.	
6,321,466	B1	11/2001	Bordin et al.	
6,526,676	B1	3/2003	Ledergerber	
6,543,157	B2	4/2003	Pan	
6,574,887	B2	6/2003	Jones et al.	
6,640,464	B2	11/2003	Hsin et al.	
6,848,199	B1	2/2005	Giannelli	
6,904,706	B2	6/2005	Jones et al.	
D514,285	S *	2/2006	Mouchi et al.	D2/946
6,993,858	B2	2/2006	Seamans	
D516,280	S *	3/2006	Mouchi et al.	D2/946

(Continued)

*Primary Examiner* — Rob Spear

*Assistant Examiner* — Rashida C McCoy

(74) *Attorney, Agent, or Firm* — Paul M. Denk

(56) **References Cited**

U.S. PATENT DOCUMENTS

736,194	A *	8/1903	Bassett	
D80,632	S *	3/1930	Perugia	
1,844,997	A *	2/1932	Weigle	
D94,639	S *	2/1935	Stritter	
2,049,347	A *	7/1936	Benjamin	
2,112,761	A *	3/1938	Buehner	
D166,123	S *	3/1952	Pastine	D2/917
2,976,623	A *	3/1961	Gallaway	
3,336,683	A *	8/1967	Schellkopf	
3,631,613	A *	1/1972	Brettel	
3,928,927	A *	12/1975	Brown et al.	
3,978,596	A *	9/1976	Brown et al.	
4,172,330	A *	10/1979	Kao	
4,534,122	A *	8/1985	MacPhail	
4,630,383	A *	12/1986	Gamm	
4,805,321	A *	2/1989	Tonkel	
4,864,736	A *	9/1989	Bierk	
5,052,131	A *	10/1991	Rondini	

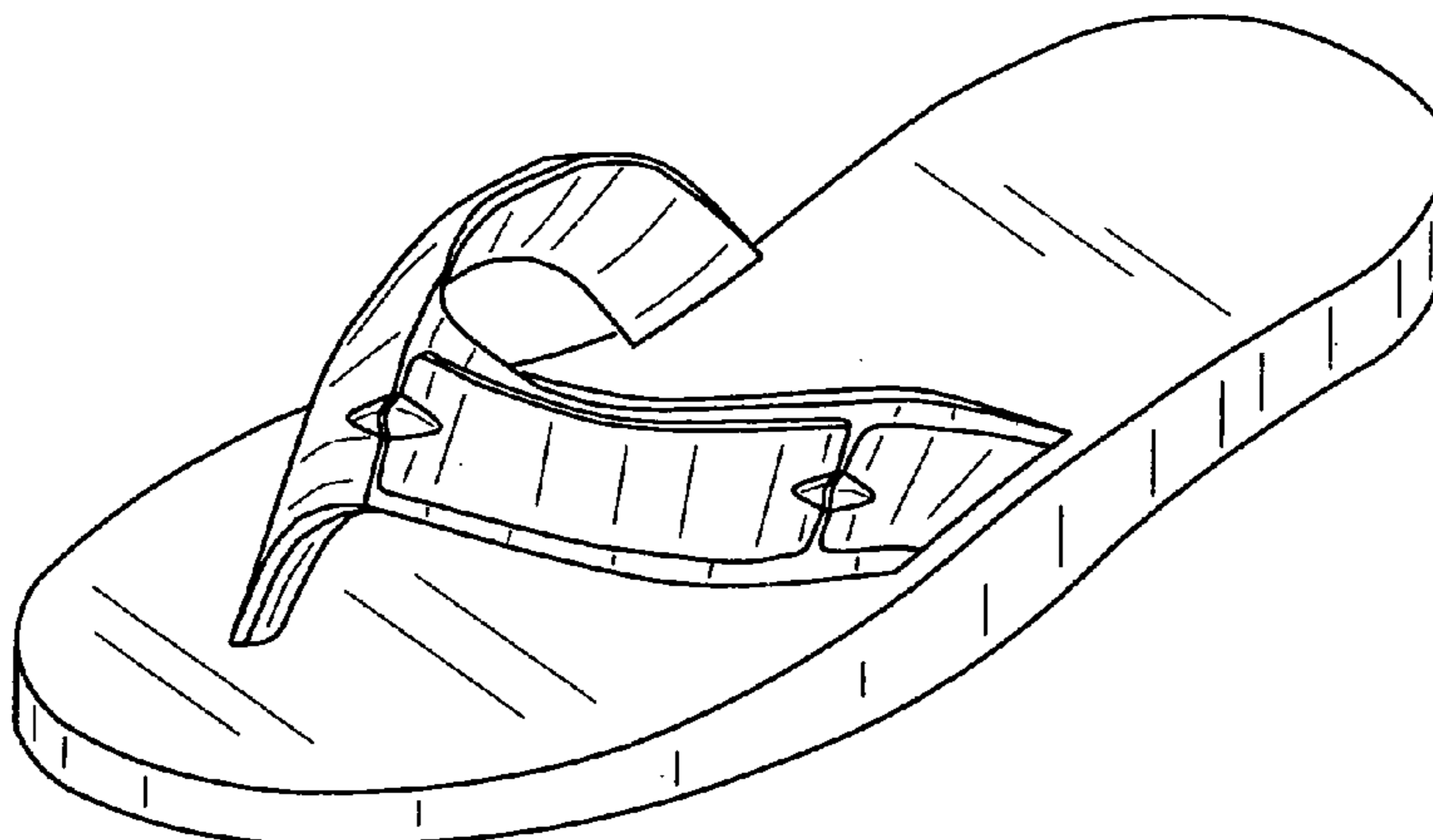
(57) **CLAIM**

The ornamental design for the flip flop with laterally disposed double swivel pivotal band, as shown and described.

**DESCRIPTION**

FIG. 1 is an isometric view of the flip flop with laterally disposed double swivel pivotal band of this invention;  
FIG. 2 is a front view;  
FIG. 3 is a back view;  
FIG. 4 is a left side view;  
FIG. 5 is a right side view;  
FIG. 6 is a plan view; and,  
FIG. 7 is a bottom view.

**1 Claim, 2 Drawing Sheets**



# US D643,188 S

Page 2

---

## U.S. PATENT DOCUMENTS

D519,723	S *	5/2006	Mouchi et al. ....	D2/946				
D521,213	S *	5/2006	Mouchi et al. ....	D2/946				
D523,214	S *	6/2006	Mouchi et al. ....	D2/946				
7,222,442	B2 *	5/2007	Hillyer et al. ....	36/11.5				
7,284,343	B2	10/2007	Jones et al.					
7,464,488	B2	12/2008	Jones et al.					
					7,481,008	B2 *	1/2009	Lusk ..... 36/100
					D605,387	S *	12/2009	Takenaga ..... D2/969
					2005/0039345	A1 *	2/2005	Jones et al. .... 36/11.5
					2008/0155860	A1 *	7/2008	Tai ..... 36/101
					2008/0168682	A1 *	7/2008	Le ..... 36/101
					2009/0249650	A1 *	10/2009	Sarantakos ..... 36/101

\* cited by examiner

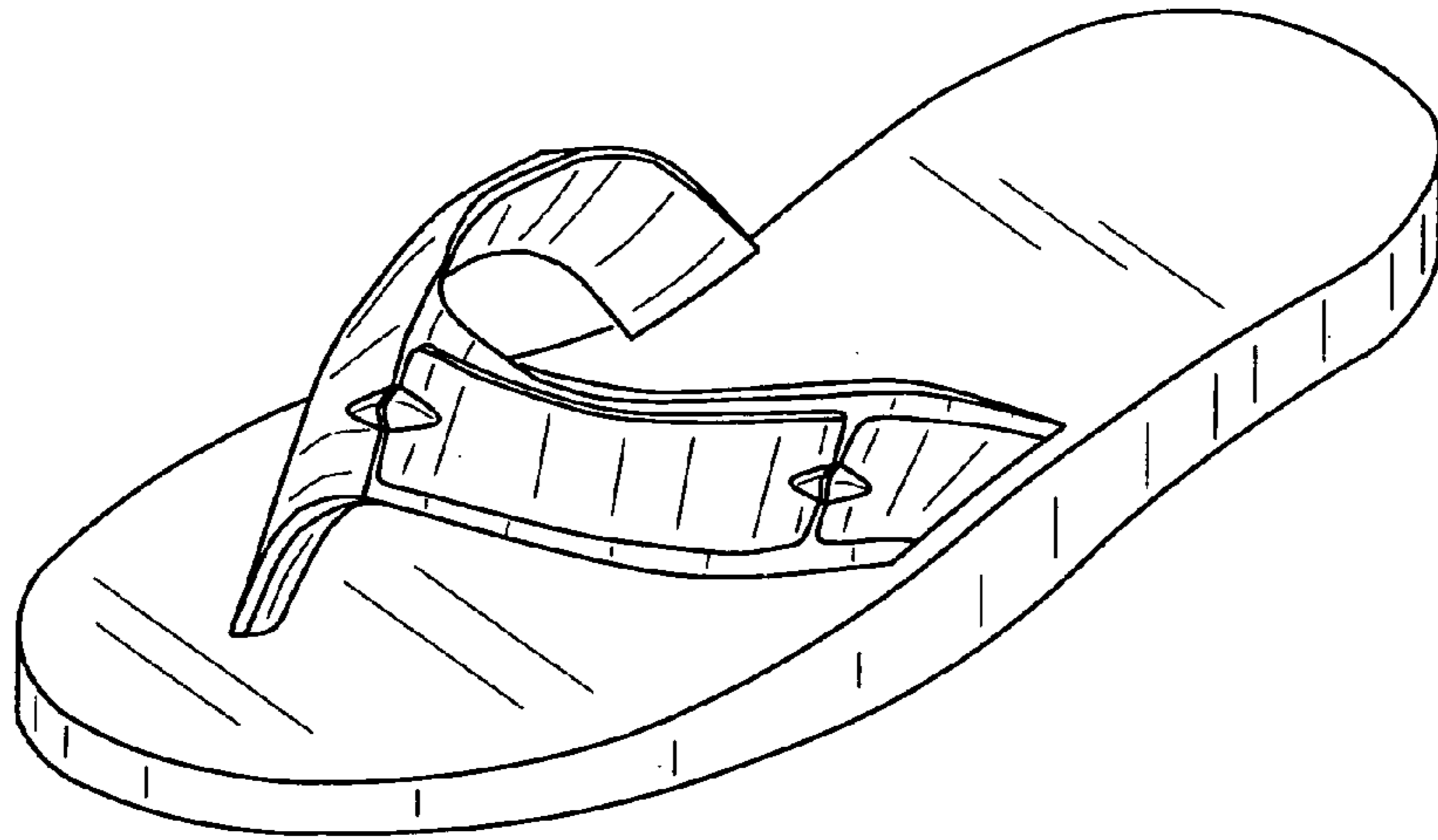


FIG. 1

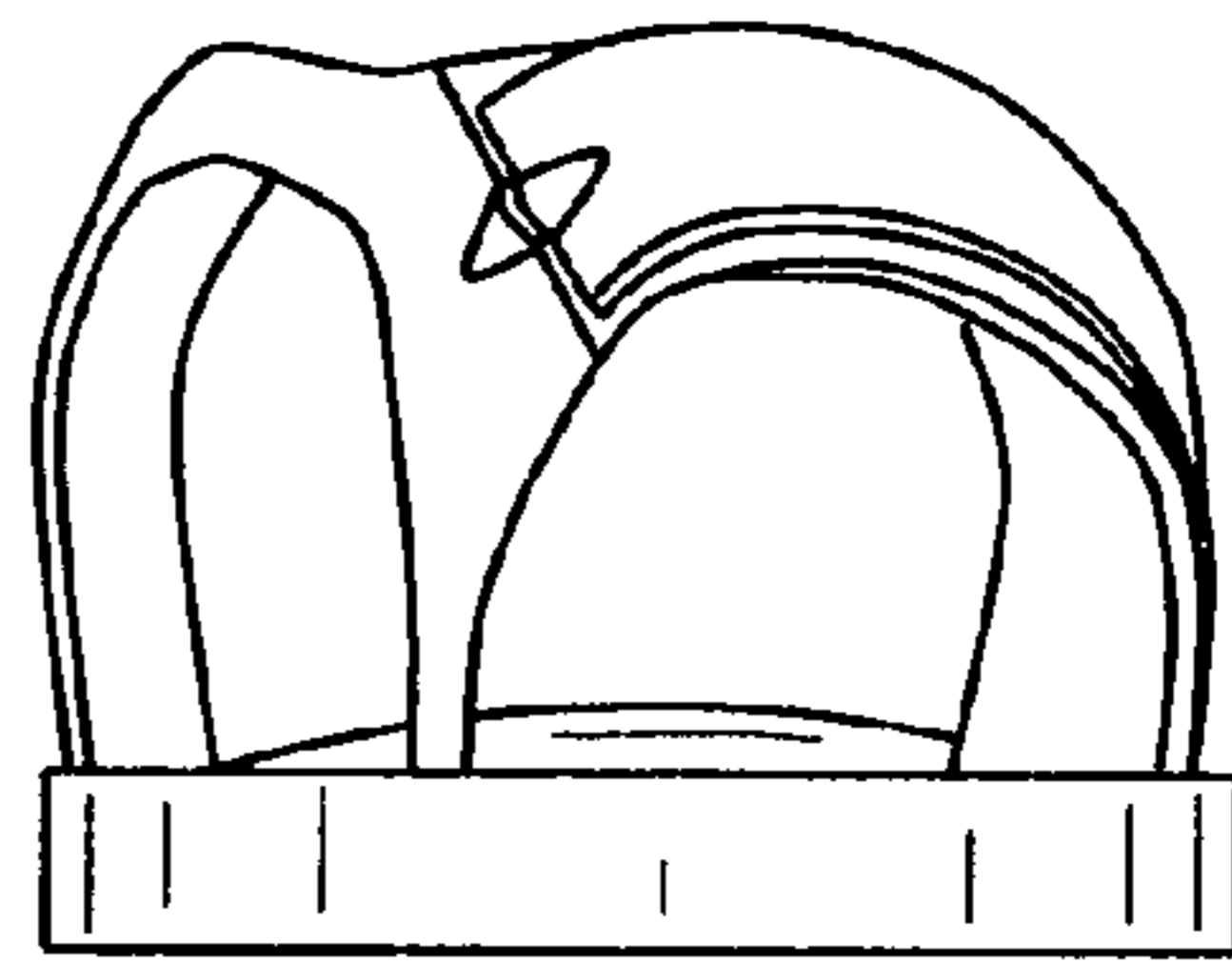


FIG. 2

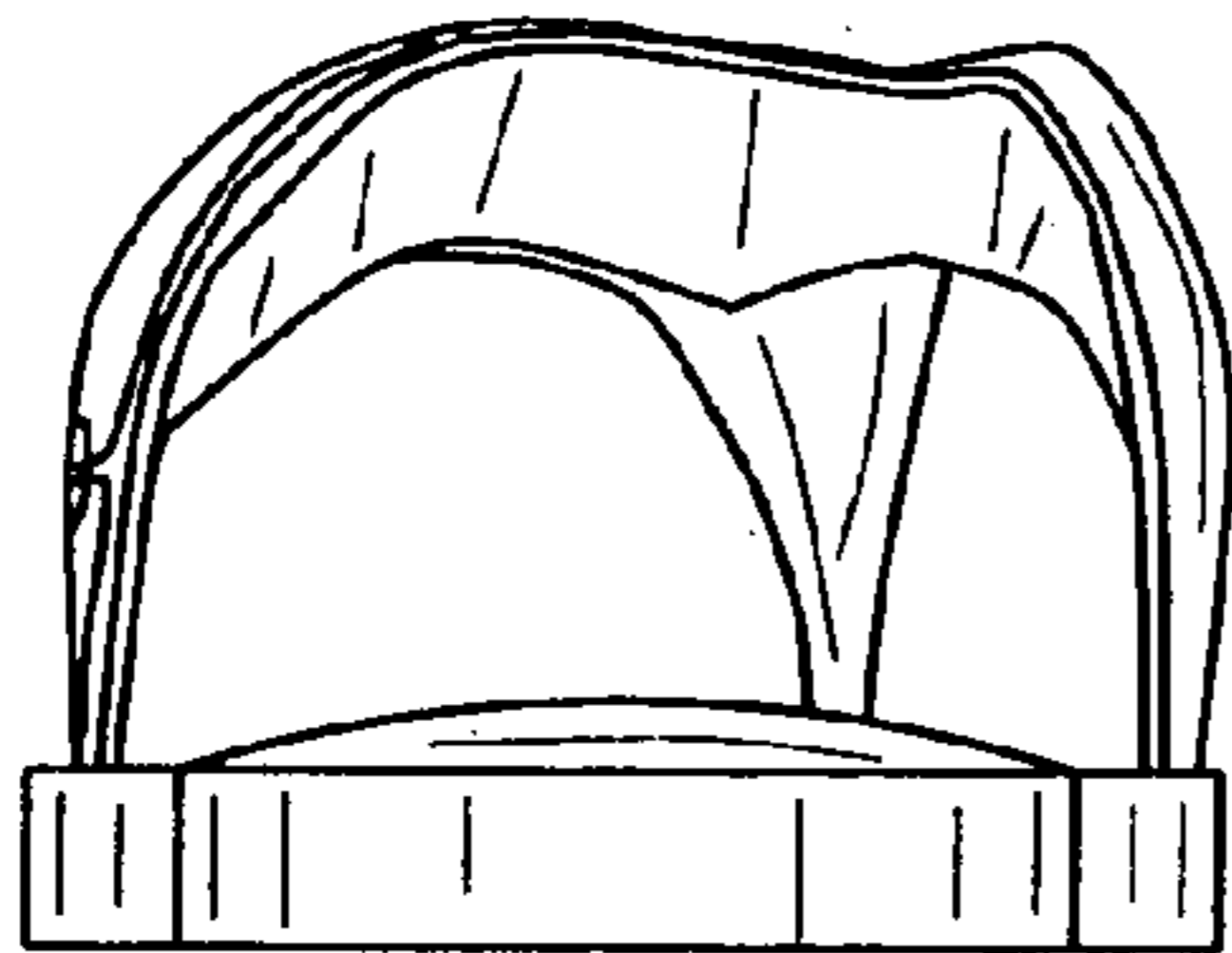


FIG. 3

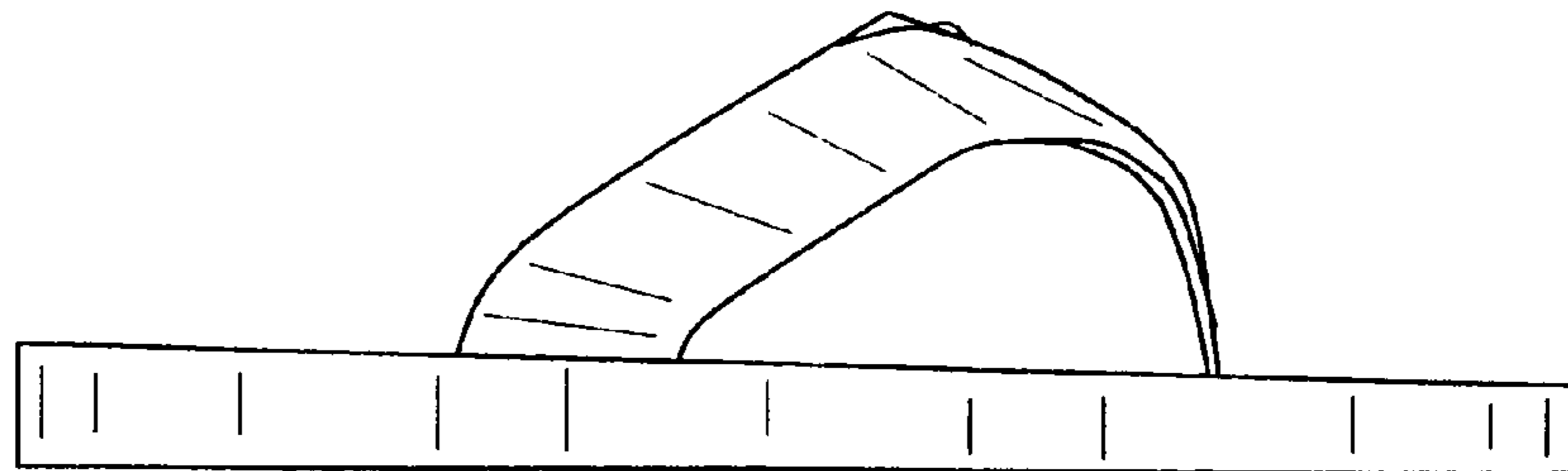


FIG. 4

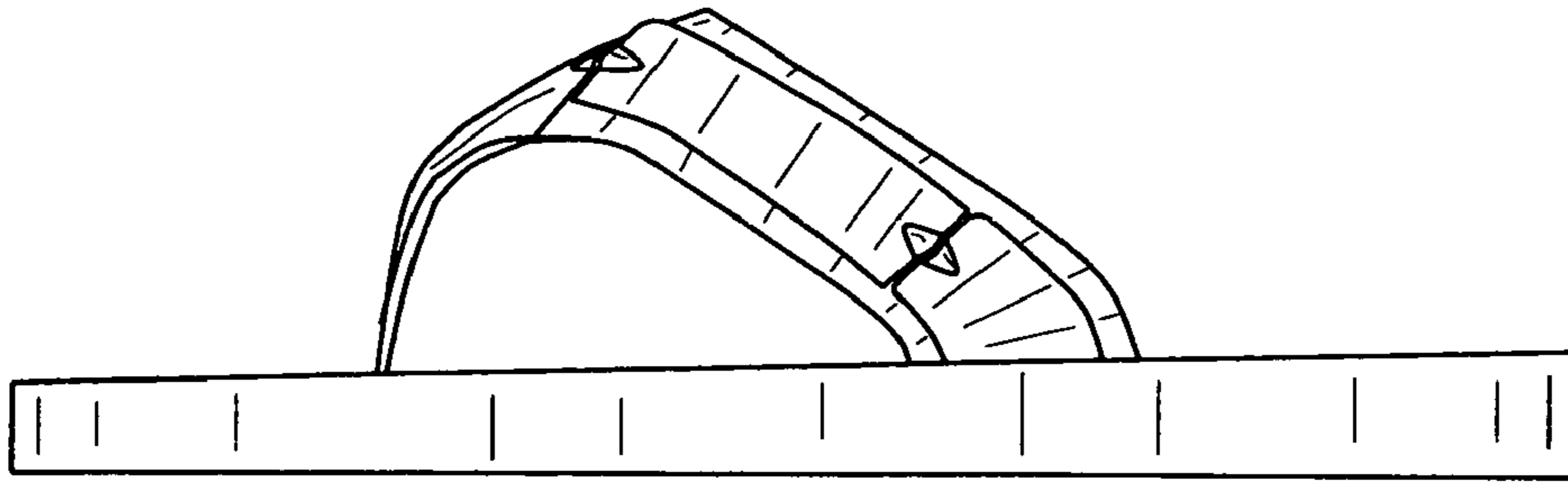


FIG. 5

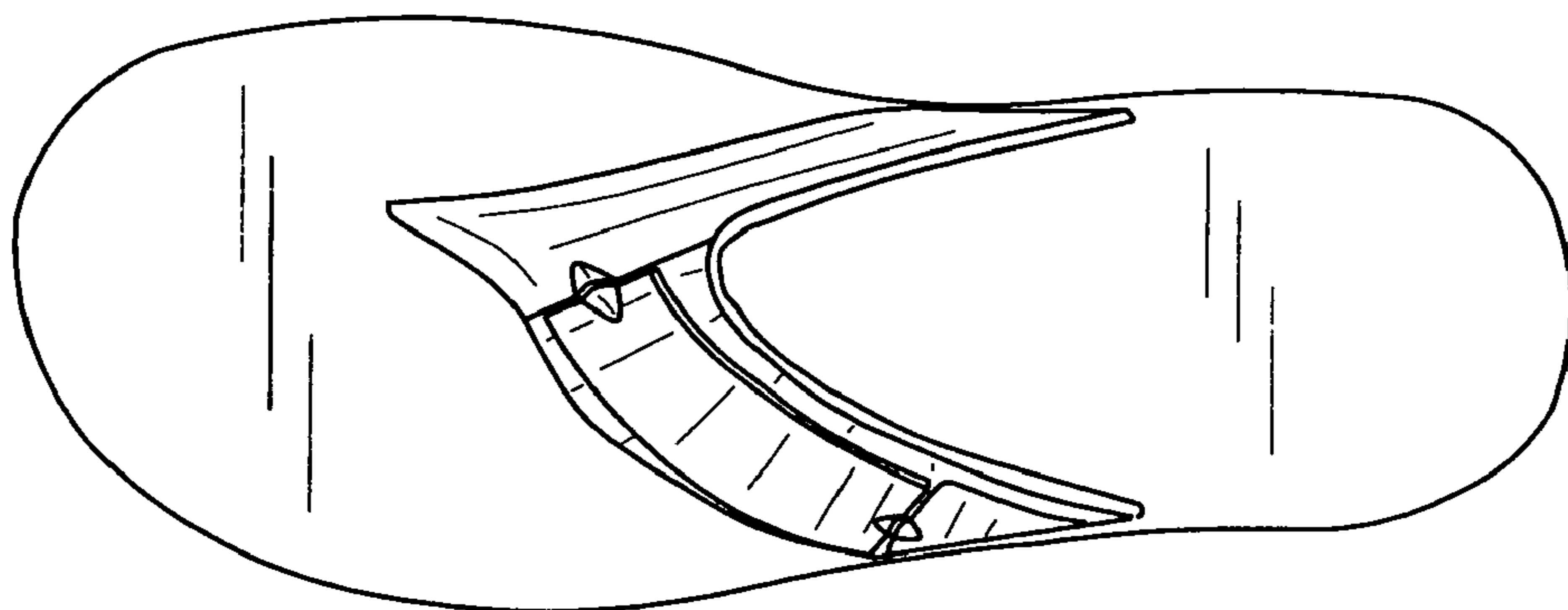


FIG. 6

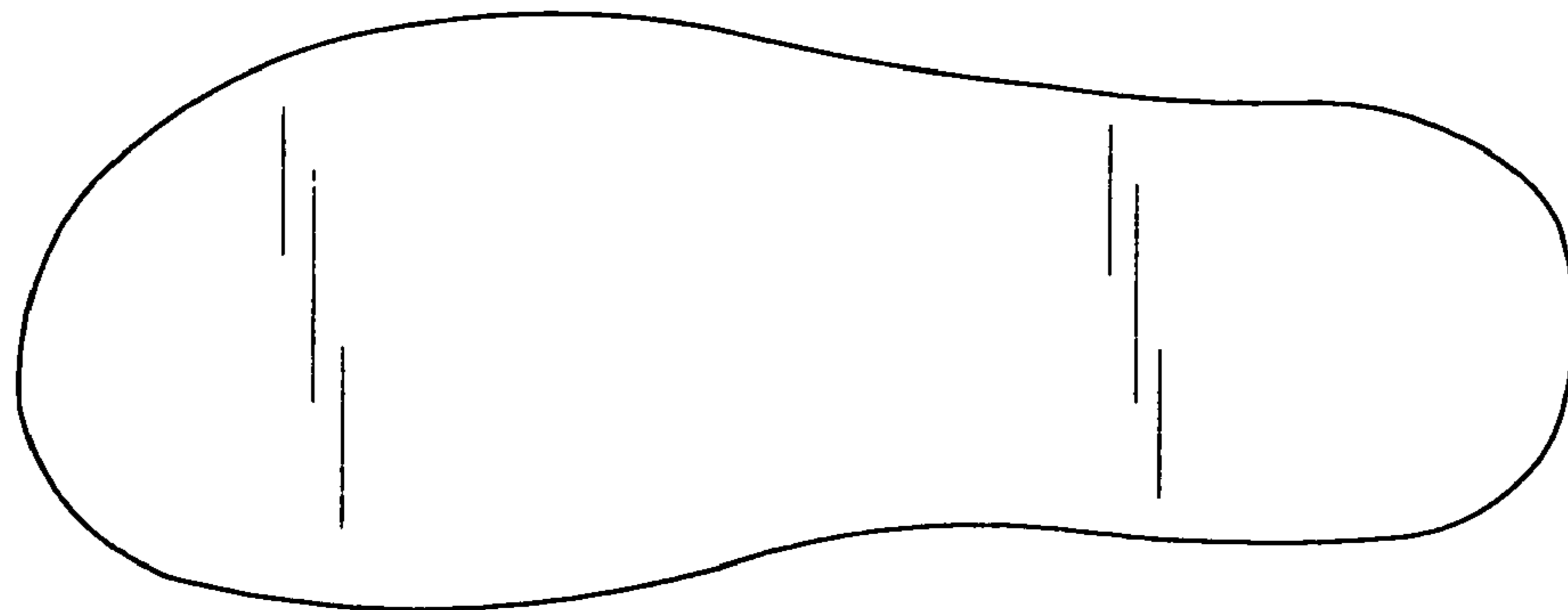


FIG. 7