

US00D643176S

(12) **United States Design Patent**
Pavan

(10) **Patent No.:** **US D643,176 S**

(45) **Date of Patent:** **** Aug. 16, 2011**

(54) **SNACK**

(75) **Inventor:** **Stefano Pavan**, San Martino Di Lupari (IT)

(73) **Assignee:** **Mafin S.p.A.**, Galliera Veneta (IT)

(**) **Term:** **14 Years**

(21) **Appl. No.:** **29/347,876**

(22) **Filed:** **Jul. 6, 2010**

(30) **Foreign Application Priority Data**

Feb. 9, 2010 (EM) 001194534

(51) **LOC (9) Cl.** **01-01**

(52) **U.S. Cl.** **D1/106**

(58) **Field of Classification Search** D1/100-199;
D30/160; 426/2, 104, 635, 805; 119/706-711
See application file for complete search history.

(56) **References Cited**

U.S. PATENT DOCUMENTS

390,702	A *	10/1888	Pflueger	54/76
3,077,406	A *	2/1963	Benson	426/242
D258,201	S *	2/1981	Cassini	D9/669
4,752,493	A *	6/1988	Moriki	426/559
D304,574	S *	11/1989	Fay, III	D13/100
D324,288	S *	3/1992	Meyers et al.	D1/111
5,447,584	A *	9/1995	Shakespeare et al.	156/63
D369,836	S *	5/1996	Mazzio	D21/386
D431,187	S *	9/2000	Davis	D9/669
D446,903	S *	8/2001	Pavan	D1/106
D449,981	S *	11/2001	Davis	D9/669
6,360,696	B1 *	3/2002	Arnold et al.	119/710

D462,898	S *	9/2002	Weinstock	D9/669
D494,733	S *	8/2004	Creo	D1/106
D500,578	S *	1/2005	Hare	D1/199
D504,752	S *	5/2005	Hare	D1/199
D520,212	S *	5/2006	Jackman	D1/111
D532,581	S *	11/2006	Damron et al.	D1/106
D544,925	S *	6/2007	Drosendahl	D21/493
D546,026	S *	7/2007	Ellsworth	D1/106
D551,979	S *	10/2007	Daniels	D9/456
D561,091	S *	2/2008	Saunders et al.	D13/100
D561,686	S *	2/2008	Saunders et al.	D13/100
D613,026	S *	4/2010	Fitzpatrick et al.	D1/106
D618,133	S *	6/2010	Michaels	D11/157
2003/0003196	A1 *	1/2003	Rockenbach	426/104
2004/0234660	A1 *	11/2004	Bauman et al.	426/512

* cited by examiner

Primary Examiner — Cathron Brooks

Assistant Examiner — Barbara Fox

(74) *Attorney, Agent, or Firm* — Modiano & Associati; Albert Josif; Daniel O'Byrne

(57) **CLAIM**

The ornamental design for a snack, as shown and described.

DESCRIPTION

FIG. 1 is a perspective view of a snack showing my new design;

FIG. 2 is a front view thereof;

FIG. 3 is a rear view thereof;

FIG. 4 is a left side view thereof;

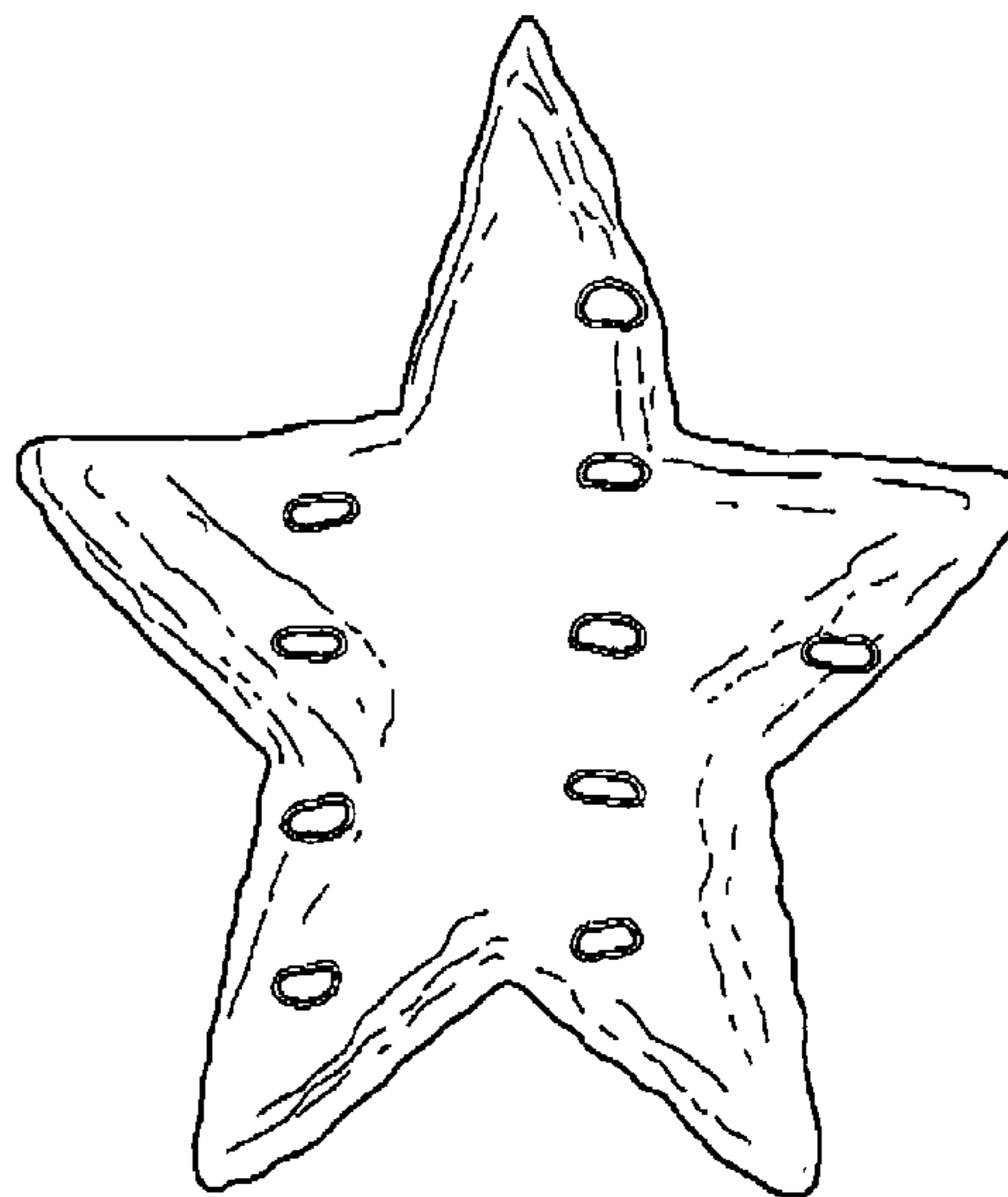
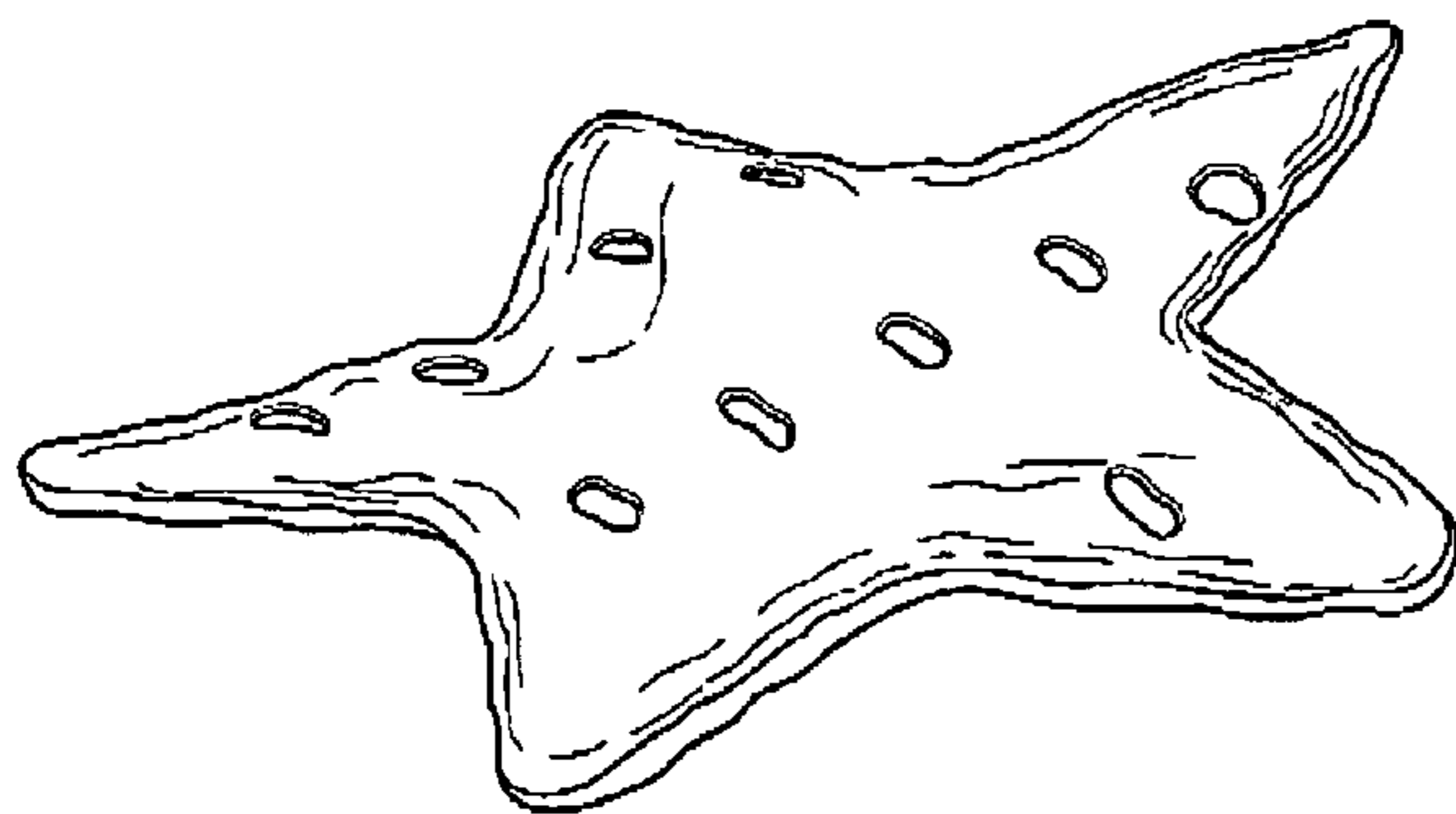
FIG. 5 is a right side view thereof;

FIG. 6 is a top view thereof;

FIG. 7 is a bottom view thereof; and,

FIG. 8 is a sectional transverse view.

1 Claim, 3 Drawing Sheets



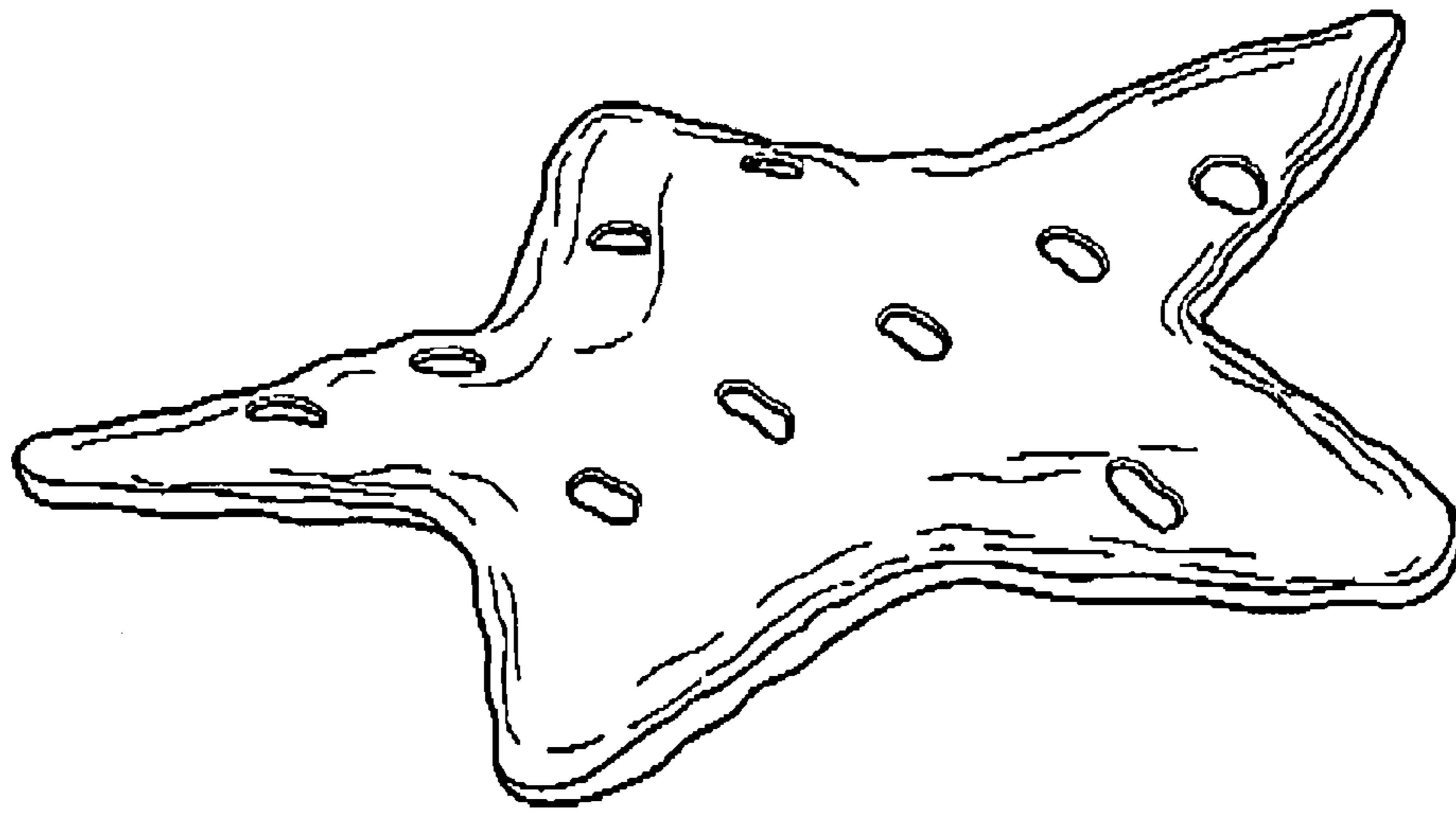


Fig. 1

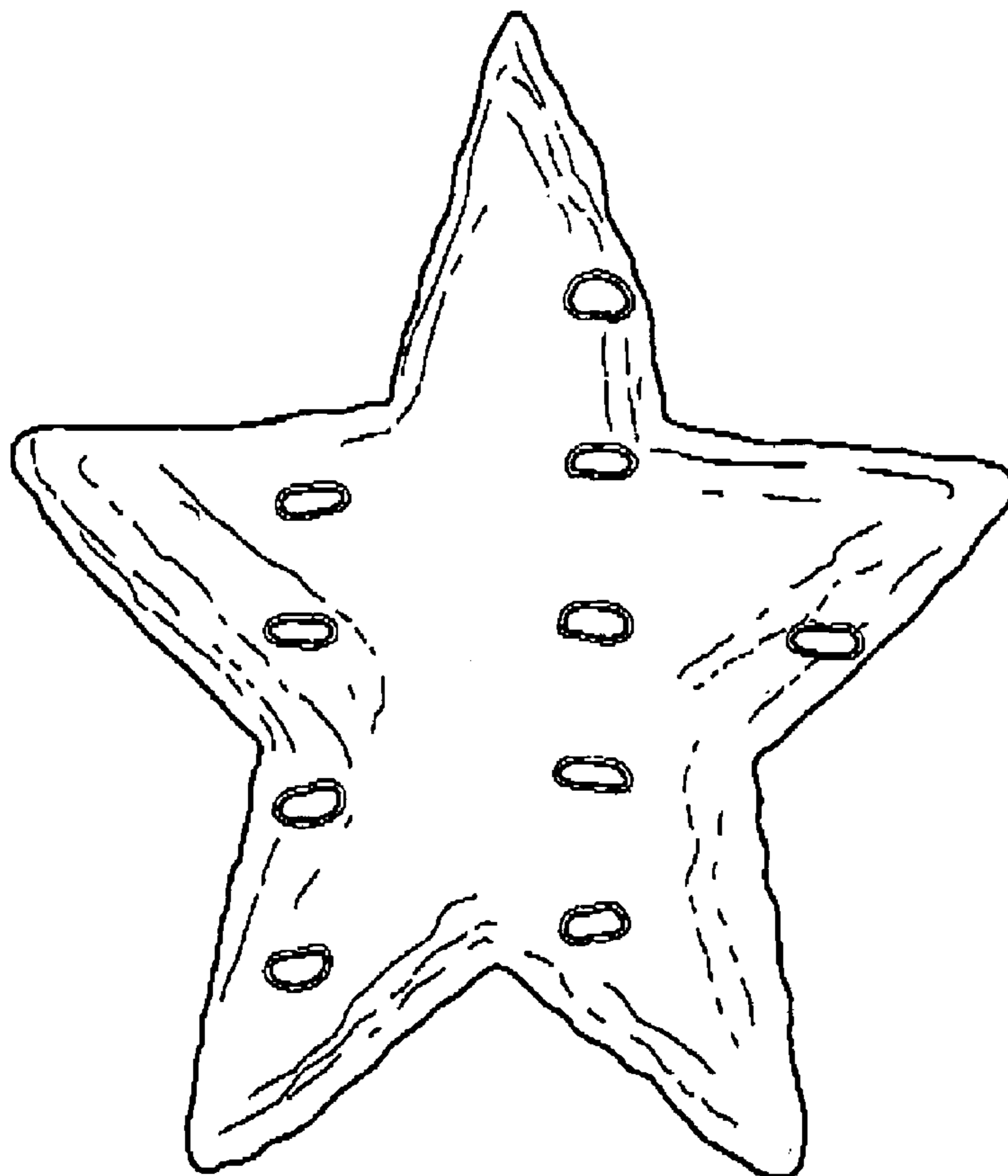


Fig. 2

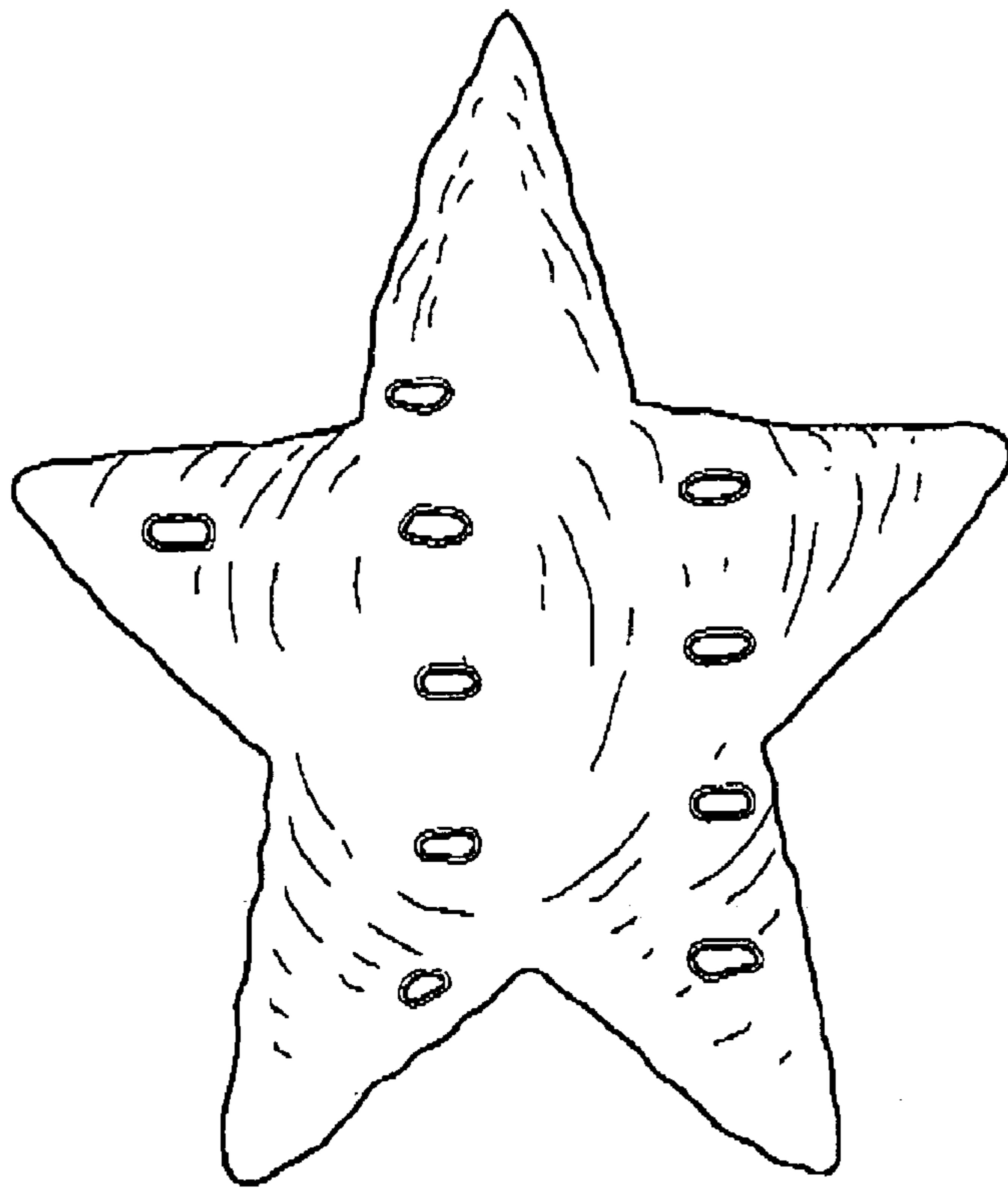


Fig. 3

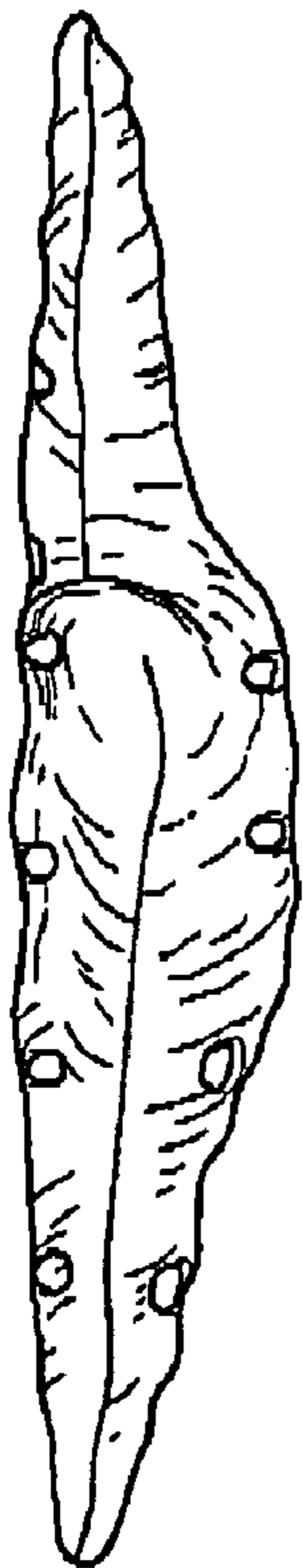


Fig. 4



Fig. 5



Fig. 6



Fig. 7

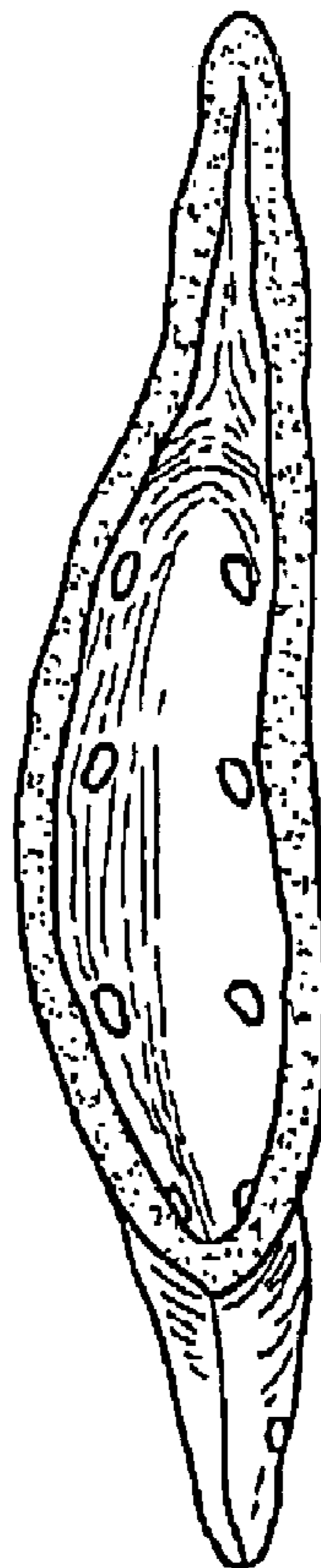


Fig. 8