

US00D643164S

(12) **United States Design Patent**
Yalcin et al.

(10) **Patent No.:** **US D643,164 S**
(45) **Date of Patent:** **** Aug. 9, 2011**

(54) **DISHWASHER**

(56)

References Cited

(75) Inventors: **Mustafa Yalcin**, Istanbul (TR); **Nihat Duran**, Istanbul (TR); **Ozgur Mutlu Oz**, Istanbul (TR); **Deger Demircan**, Istanbul (TR); **Soner Ilgin**, Istanbul (TR); **Savas Onur Eroglu**, Istanbul (TR); **Tugce Karaca**, Istanbul (TR); **Ahmet Burak Veyisoglu**, Istanbul (TR); **Onur Onrat**, Istanbul (TR); **Ali Ihsan Incukur**, Istanbul (TR); **Gizem Durakoglu**, Istanbul (TR); **Bilgen Gulsen Deliormanli**, Istanbul (TR); **Asli Kucukkaterli**, Istanbul (TR); **Mehmet Oney**, Istanbul (TR)

U.S. PATENT DOCUMENTS

D493,583 S *	7/2004	Kaczmarek	D32/3
D511,230 S *	11/2005	Kim	D32/2
D511,870 S *	11/2005	Paik	D32/2
D512,543 S *	12/2005	Jeong	D32/2
D513,097 S *	12/2005	Kim	D32/2
D513,548 S *	1/2006	Jeong	D32/2
D539,992 S *	4/2007	Yamamoto et al.	D32/2
D540,497 S *	4/2007	Song	D32/2
D544,657 S *	6/2007	Jung et al.	D32/2
D549,404 S *	8/2007	Jeon et al.	D32/2
D577,869 S *	9/2008	Tartan et al.	D32/2
D613,467 S *	4/2010	Park et al.	D32/6
D627,939 S *	11/2010	Kim	D32/2

* cited by examiner

Primary Examiner — T. Chase Nelson
Assistant Examiner — Kathleen M Sims

(74) *Attorney, Agent, or Firm* — Intellectual Property Law Group LLP; Juneko Jackson

(73) Assignee: **Arcelik Anonim Sirketi**, Istanbul (TR)

(**) Term: **14 Years**

(57) **CLAIM**

The ornamental design for a dishwasher, as shown and described.

(21) Appl. No.: **29/365,422**

DESCRIPTION

(22) Filed: **Jul. 8, 2010**

(51) **LOC (9) Cl.** **15-05**

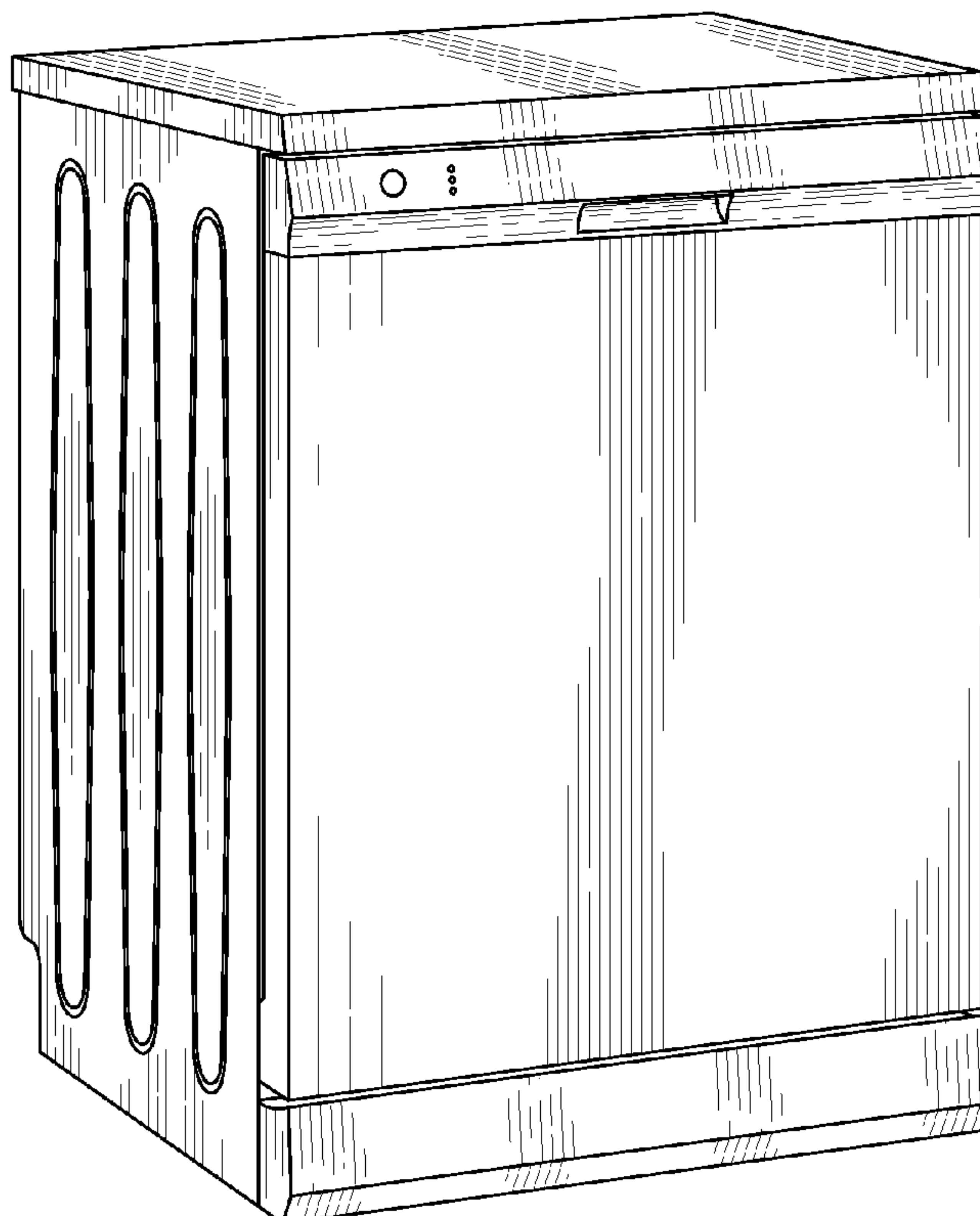
(52) **U.S. Cl.** **D32/3**

(58) **Field of Classification Search** D32/1-3,
D32/25, 28; D7/340, 348-351, 405; 134/56 D,
134/57 D, 58 DL, 113, 201; 68/212; 312/31

FIG. 1 is a front, left side perspective view of a dishwasher embodying our is new design;
FIG. 2 is a front elevational view thereof;
FIG. 3 is a right side elevational view, the left side elevational view being a mirror image thereof; and,
FIG. 4 is a top plan view thereof.

See application file for complete search history.

1 Claim, 2 Drawing Sheets



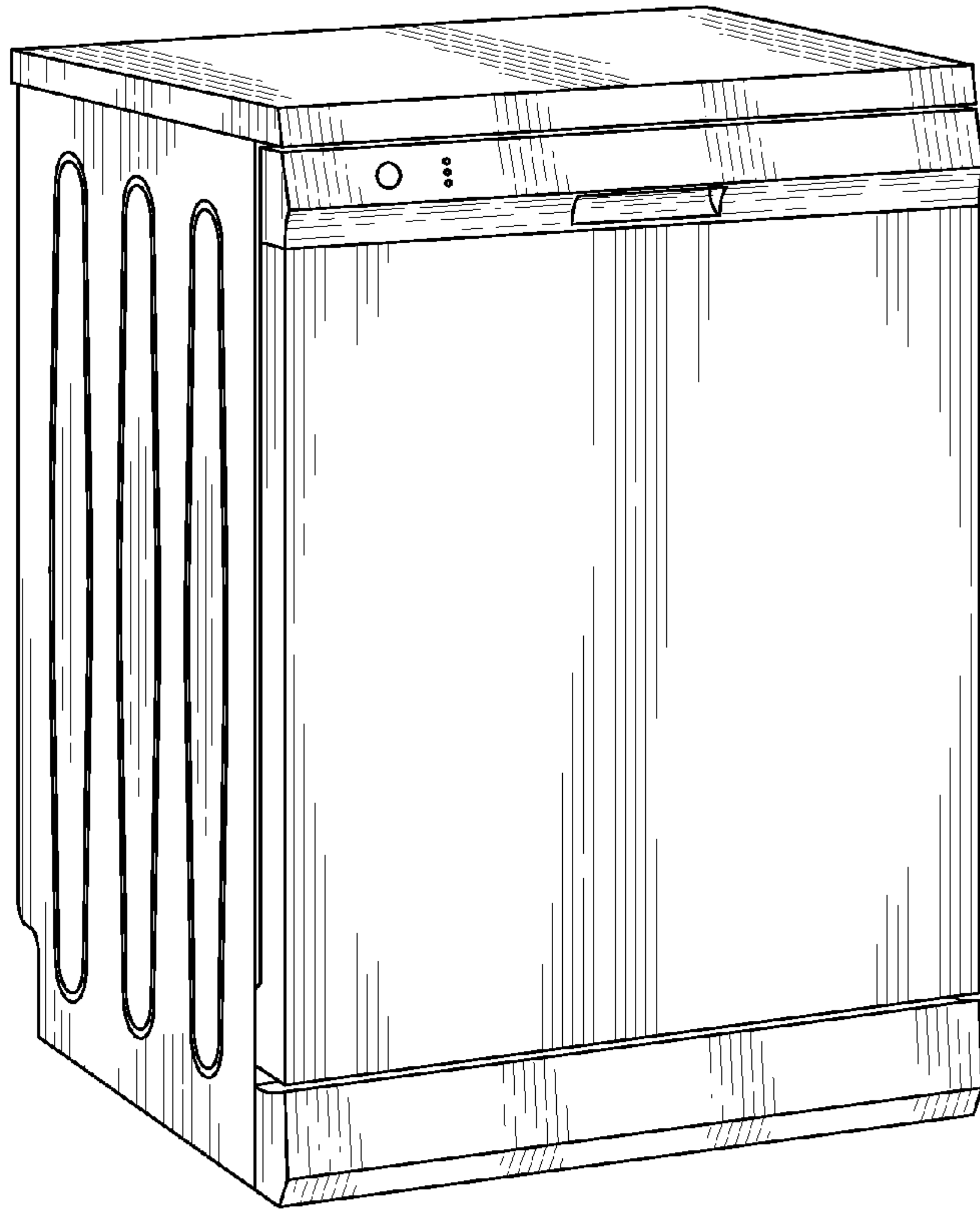


FIG. 1




FIG. 2




FIG. 3




FIG. 4