



US00D643160S

(12) **United States Design Patent**
Welles

(10) **Patent No.:** **US D643,160 S**

(45) **Date of Patent:** **** *Aug. 9, 2011**

- (54) **COLLAR COMPONENT FOR AN ELIZABETHAN CONE**
- (76) Inventor: **Tiffney Welles**, San Diego, CA (US)
- (*) Notice: This patent is subject to a terminal disclaimer.
- (**) Term: **14 Years**
- (21) Appl. No.: **29/358,101**
- (22) Filed: **Mar. 22, 2010**
- (51) **LOC (9) Cl.** **30-04**
- (52) **U.S. Cl.** **D30/152; D30/145**
- (58) **Field of Classification Search** D30/152, D30/144, 145, 151, 199; 119/815, 855, 856, 119/850, 729, 908, 821, 863; 54/79; 128/878, 128/880, 882; 2/46, 47, 48, 98, 116, 127, 2/129, 131, 132, 133, 49.1, 60, 207, 468, 2/916; 47/32.4, 30, 32; D24/197, 193; D2/603, D2/602, 600, 500, 508, 604, 605, 608
See application file for complete search history.

D223,326	S	*	4/1972	Duvall et al.	D1/120
D230,814	S	*	3/1974	Everts	D32/40
4,200,057	A	*	4/1980	Agar	424/9.8
4,413,588	A	*	11/1983	Lindholm	119/760
4,476,814	A	*	10/1984	Miller	119/821
5,002,783	A	*	3/1991	Ruiz	426/138
5,012,764	A	*	5/1991	Fick et al.	119/821
5,133,084	A	*	7/1992	Martin	2/468
5,133,295	A	*	7/1992	Lippincott	119/821
5,349,927	A	*	9/1994	Campbell	119/815
5,779,512	A	*	7/1998	Rupert	441/123
5,797,354	A	*	8/1998	Marschall	119/815
5,850,910	A	*	12/1998	Broyles et al.	206/1.8
6,044,802	A	*	4/2000	Schmid et al.	119/856
6,058,517	A	*	5/2000	Hartunian	2/468
D429,592	S	*	8/2000	Dohan	D6/604
D458,380	S	*	6/2002	Dutil	D24/197
6,463,887	B1	*	10/2002	Thomas	119/850

(Continued)

Primary Examiner — Susan Moon Lee
(74) *Attorney, Agent, or Firm* — Buche & Associates, P.C.;
John Karl Buche

(57) **CLAIM**
I claim the ornamental design for a collar component for an Elizabethan cone, as shown and described.

(56) **References Cited**

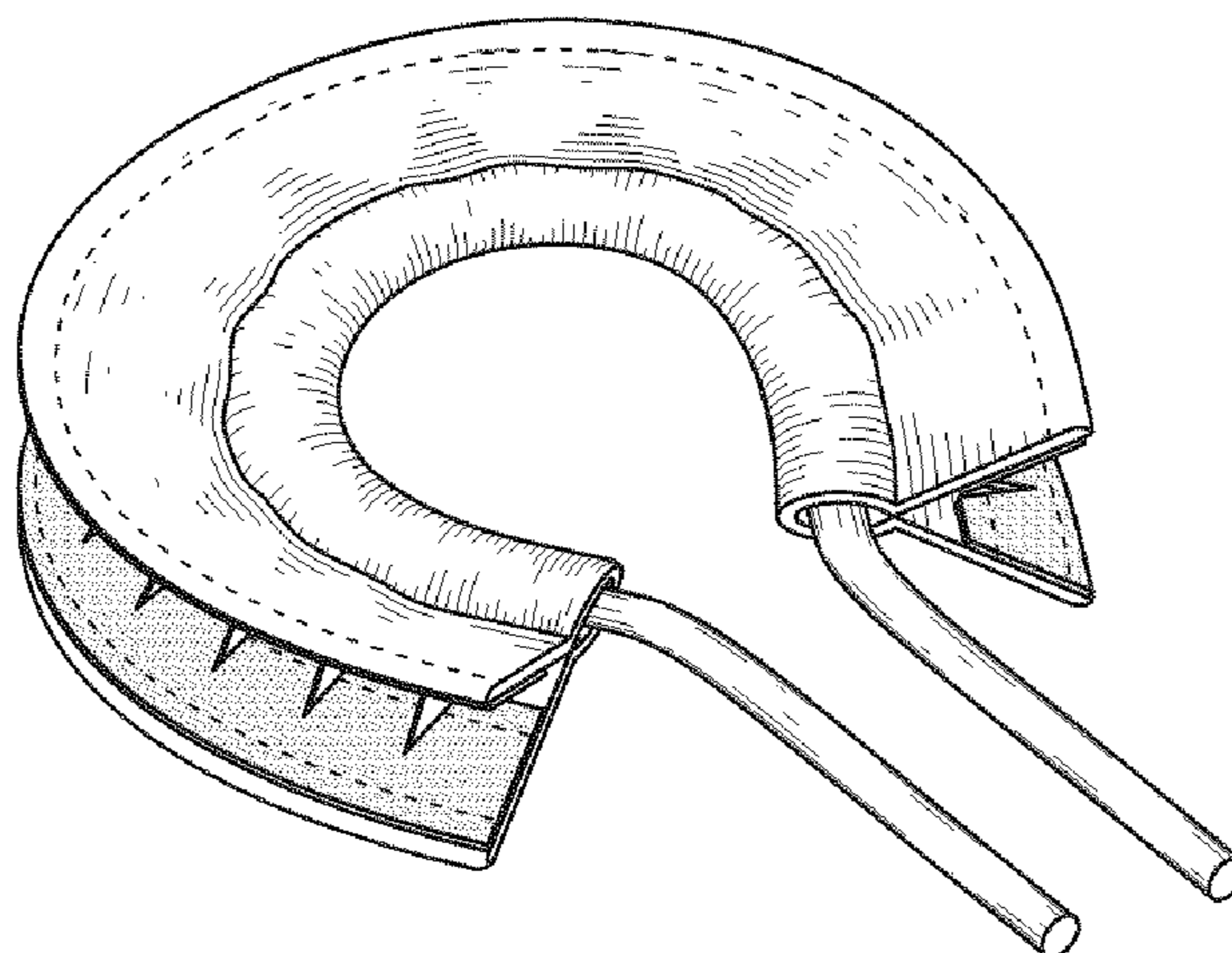
U.S. PATENT DOCUMENTS

1,209,998	A	*	12/1916	Pinckert	40/27.5
D59,909	S	*	12/1921	Noble	D1/120
D78,591	S	*	5/1929	Sierad	D9/622
1,960,312	A	*	5/1934	Landorf	2/133
D97,889	S	*	12/1935	Baker	D1/120
D112,412	S	*	11/1938	Richards	D1/120
2,406,759	A	*	9/1946	Glukes	446/127
3,013,530	A	*	12/1961	Zeman	119/815
3,036,554	A	*	5/1962	Johnson	119/821
3,072,098	A	*	1/1963	Boemle	119/821
D206,012	S	*	10/1966	Kristiansen	D21/488
D208,875	S	*	10/1967	Fiegel	D8/18
D213,213	S	*	1/1969	Horton	D7/576
3,428,963	A	*	2/1969	Centeck	2/133
3,471,962	A	*	10/1969	Klein	446/97
3,571,972	A	*	3/1971	Carter, Jr.	47/32.4

DESCRIPTION

FIG. 1 is a perspective view of a collar component for an Elizabethan cone.
FIG. 2 is a top or bottom plan view of the collar component of FIG. 1.
FIG. 3 is a back plan view of the collar component of FIG. 1.
FIG. 4 is a front plan view of the collar component of FIG. 1.
FIG. 5 is a left or right side plan view of the collar component of FIG. 1; and,
FIG. 6 is an environmental view of the collar component of FIG. 1 coupled to an Elizabethan cone.
The elements in broken line are not claimed.

1 Claim, 3 Drawing Sheets



US D643,160 S

Page 2

U.S. PATENT DOCUMENTS

6,659,046	B2 *	12/2003	Schmid et al.	119/815	D624,250	S *	9/2010	Hamilton	D30/152
D506,296	S *	6/2005	Driver	D30/152	D624,710	S *	9/2010	Moore	D30/152
D517,773	S *	3/2006	Akamittath et al.	D1/120	2003/0150401	A1 *	8/2003	Schmid et al.	119/815
D518,271	S *	4/2006	Akamittath et al.	D1/120	2003/0188384	A1 *	10/2003	Maldonado	5/636
D562,505	S *	2/2008	Fujita	D30/152	2007/0181080	A1 *	8/2007	Gibson	119/815
7,765,957	B2 *	8/2010	Behraves et al.	119/815	2009/0107419	A1 *	4/2009	Davis	119/815

* cited by examiner

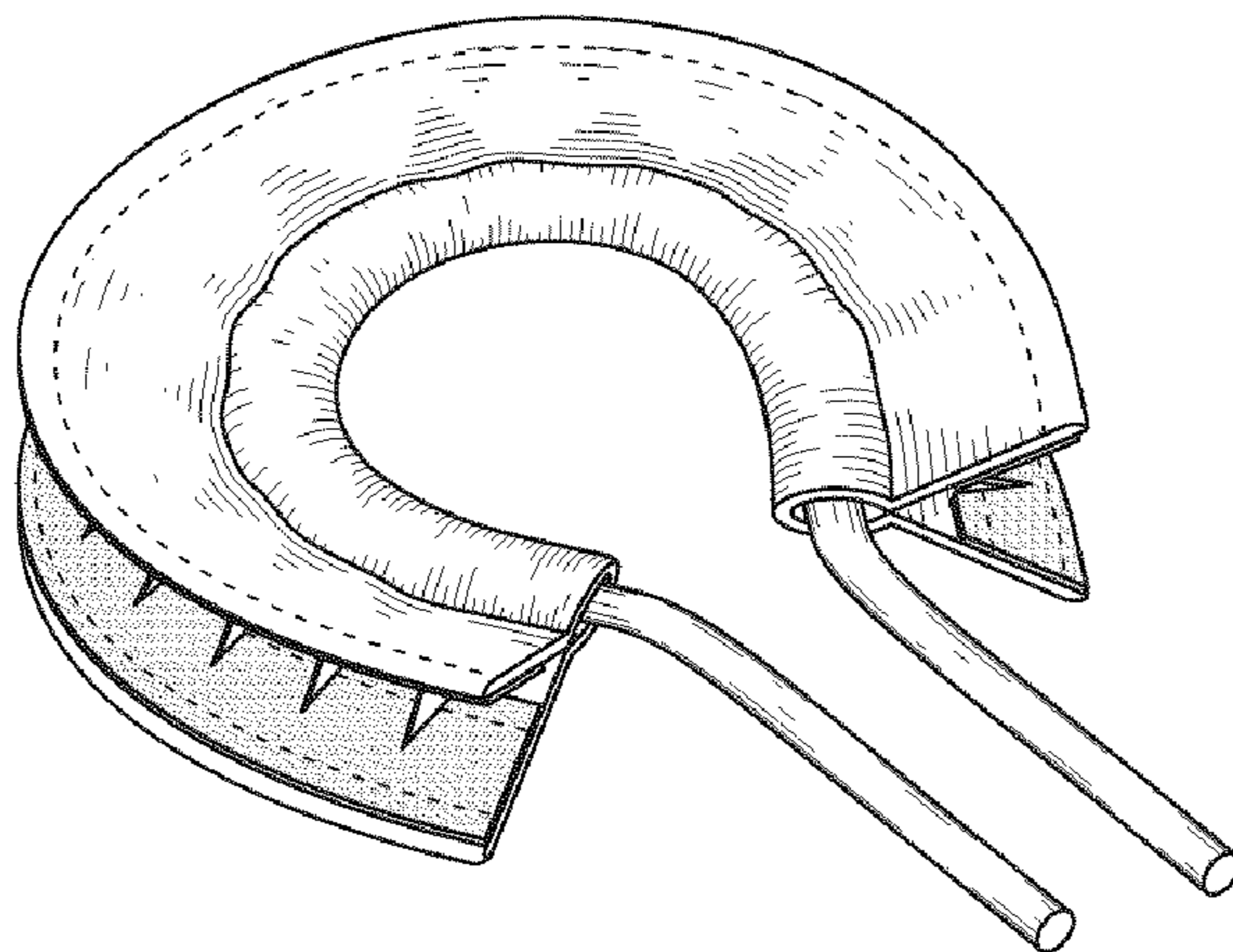


FIG. 1

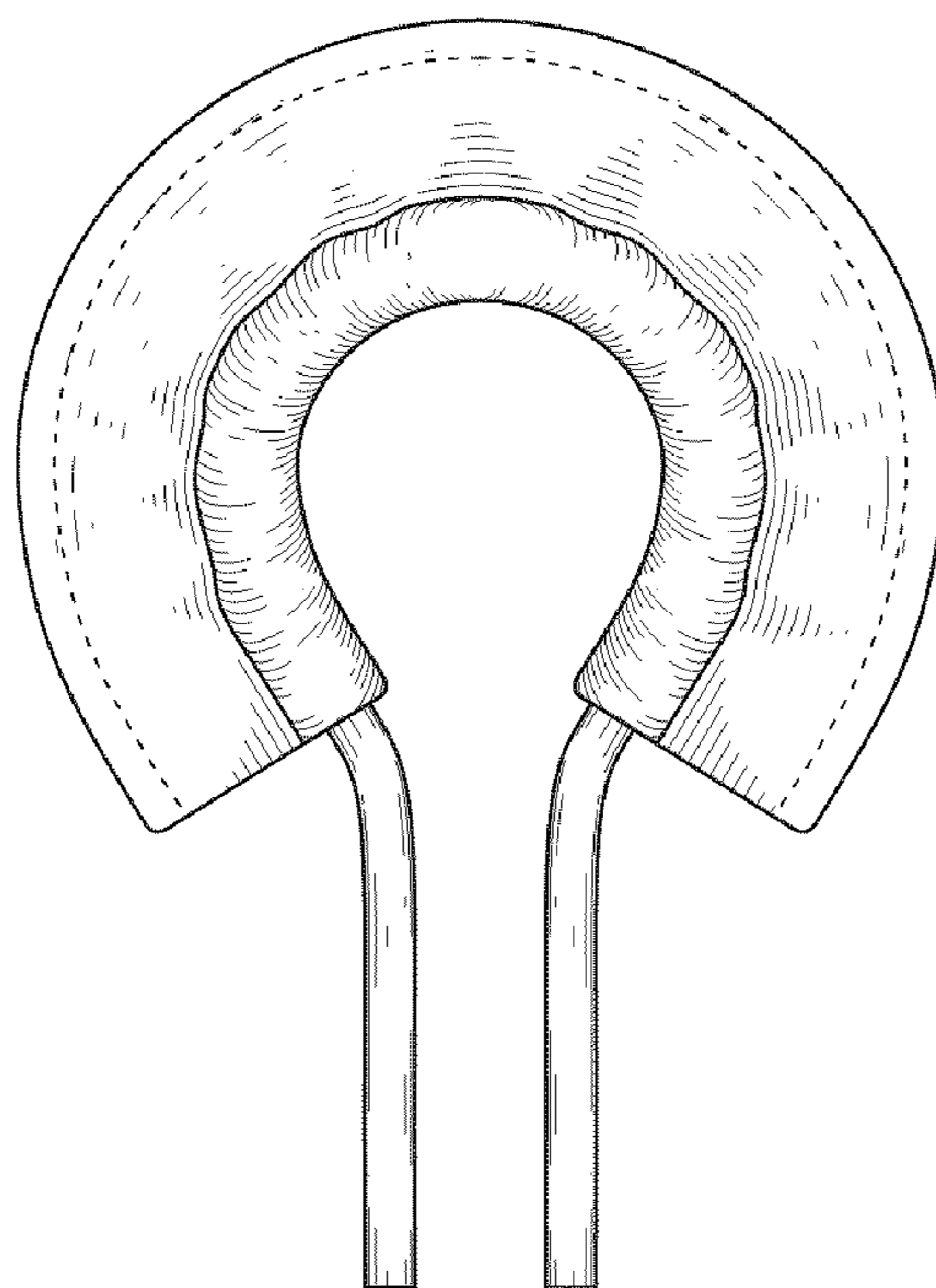


FIG. 2

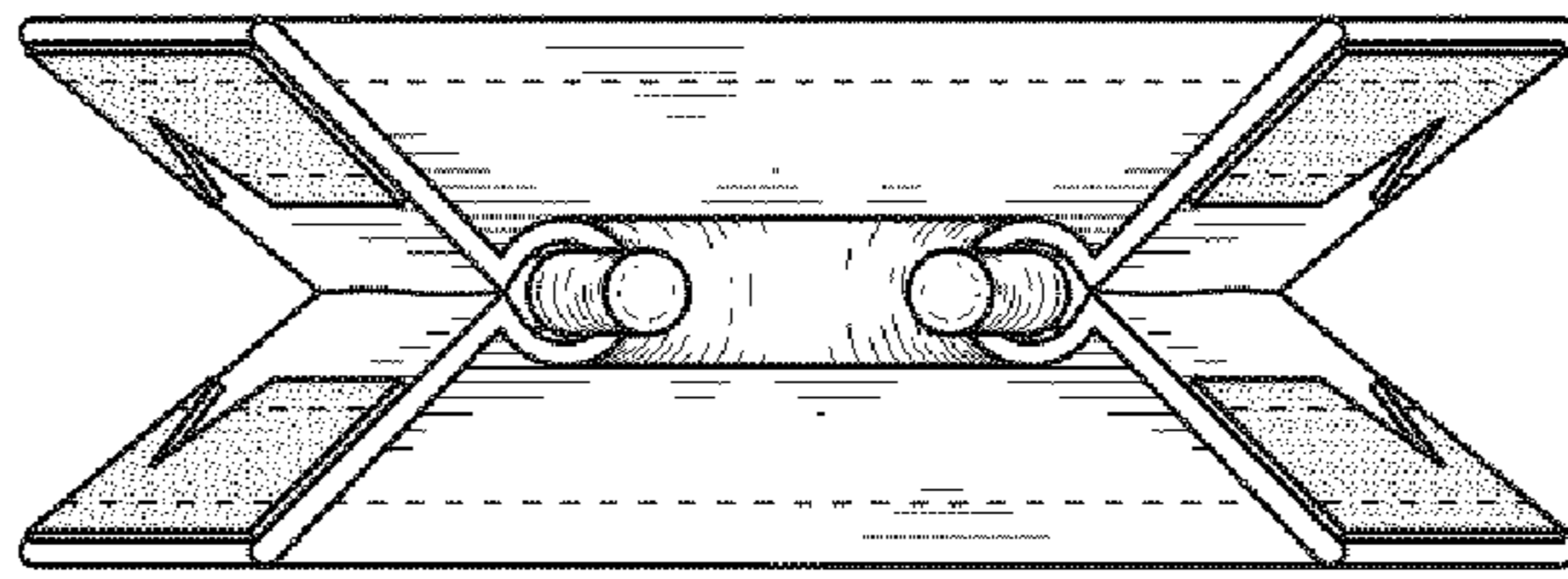


FIG. 3

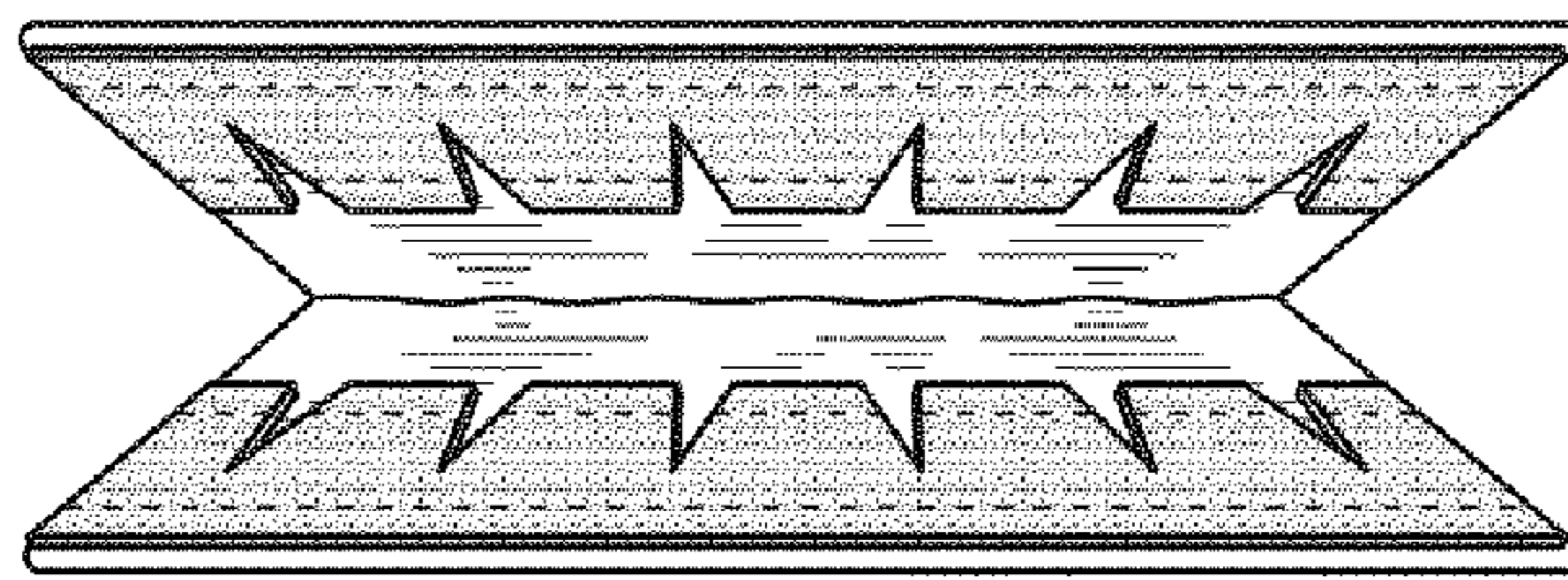


FIG. 4

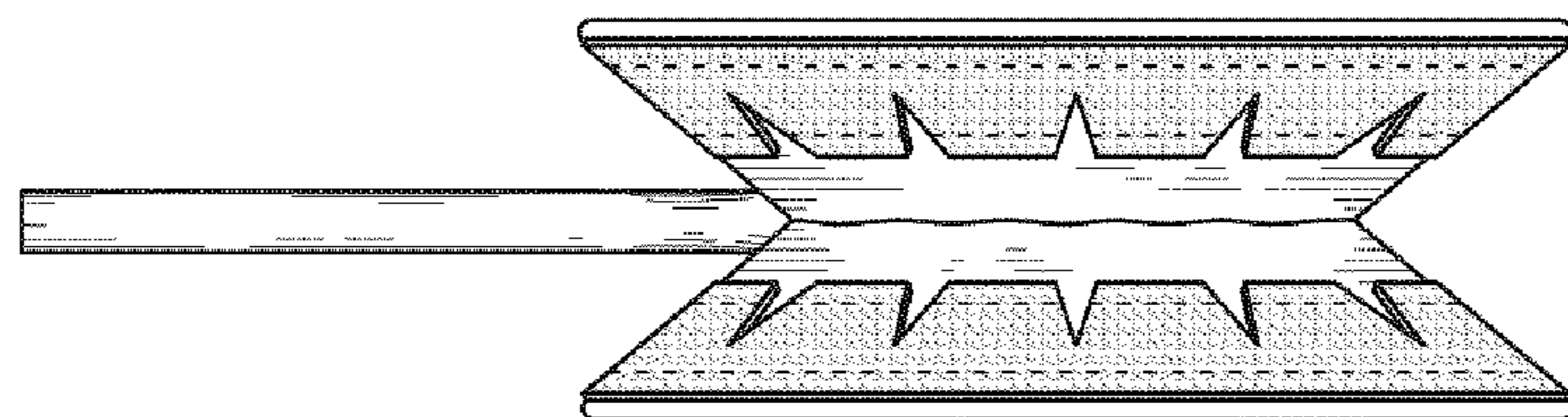


FIG. 5

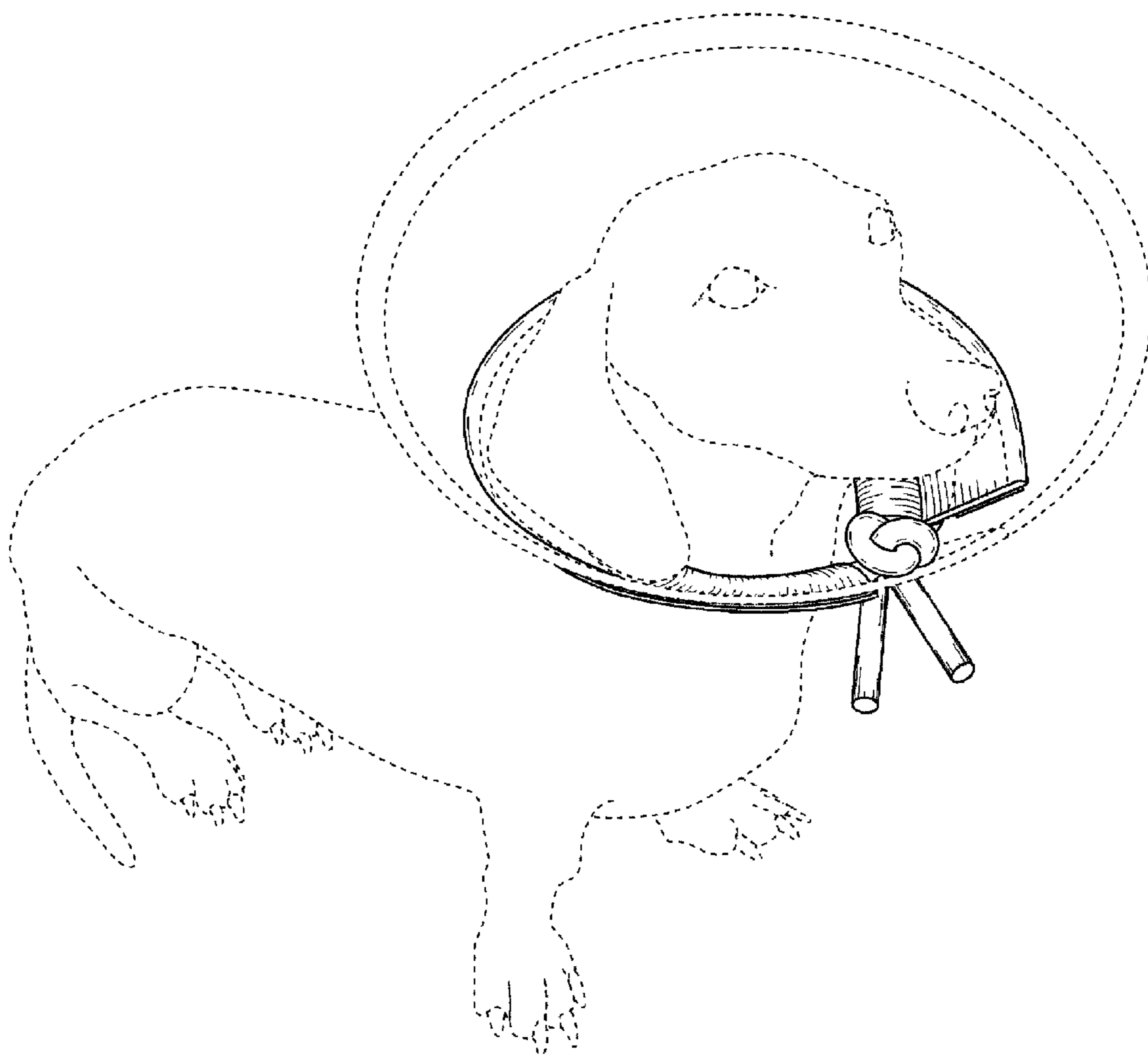


FIG. 6