

US00D643139S

(12) **United States Design Patent**
Sprengers

(10) **Patent No.:** **US D643,139 S**

(45) **Date of Patent:** **** Aug. 9, 2011**

(54) **LUMINAIRE**

(75) Inventor: **David Sprengers**, Antwerp (BE)

(73) Assignee: **Koninklijke Philips Electronics N.V.**,
Eindhoven (NL)

(**) Term: **14 Years**

(21) Appl. No.: **29/363,296**

(22) Filed: **Jun. 8, 2010**

(30) **Foreign Application Priority Data**

Dec. 8, 2009 (EM) 001644741-0001

(51) **LOC (9) Cl.** **26-05**

(52) **U.S. Cl.** **D26/68**

(58) **Field of Classification Search** D26/63,
D26/67-71, 85, 92, 107; 362/145, 183, 231,
362/240, 249.02, 249.03, 249.04, 249.06,
362/249.16, 373, 431, 432

See application file for complete search history.

(56) **References Cited**

U.S. PATENT DOCUMENTS

D239,860 S * 5/1976 Scarpa D26/68
D299,555 S * 1/1989 Muller D26/69
D418,619 S * 1/2000 Porter D26/68

D555,280 S * 11/2007 Quintana-Creus et al. D26/71
D574,540 S * 8/2008 Citterio D26/68
D600,847 S * 9/2009 Wung et al. D26/71
D600,848 S * 9/2009 Wung et al. D26/71
D601,738 S * 10/2009 Schneider D26/71
D608,486 S * 1/2010 Chien D26/71
D612,526 S * 3/2010 Lundin D26/71
D620,169 S * 7/2010 Schwartz et al. D26/71
D626,266 S * 10/2010 Verelst D26/71
2008/0298051 A1* 12/2008 Chu 362/183

* cited by examiner

Primary Examiner — Clare E Heflin

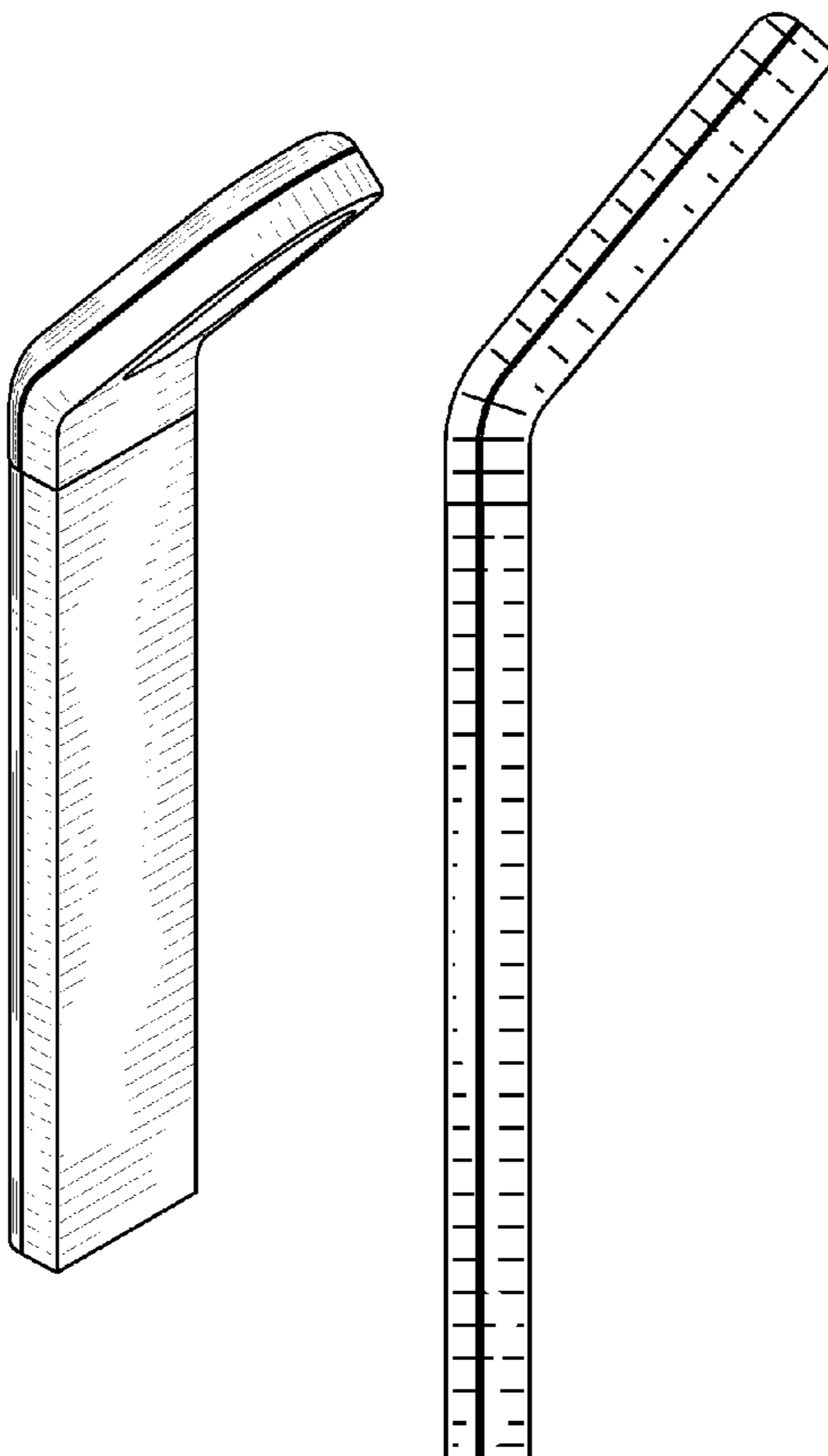
(57) **CLAIM**

The ornamental design for a luminaire, as shown.

DESCRIPTION

FIG. 1 is a perspective view showing my design;
FIG. 2 is a front elevational view thereof;
FIG. 3 is a rear elevational view thereof;
FIG. 4 is a right side elevational view thereof;
FIG. 5 is a left side elevational view thereof;
FIG. 6 is a top plan view thereof; and,
FIG. 7 is a bottom plan view thereof.
The broken lines shown on the drawings depict portions of the luminaire that form no part of the claimed design.

1 Claim, 3 Drawing Sheets






FIG.1




FIG. 2




FIG. 3




FIG. 4




FIG. 5

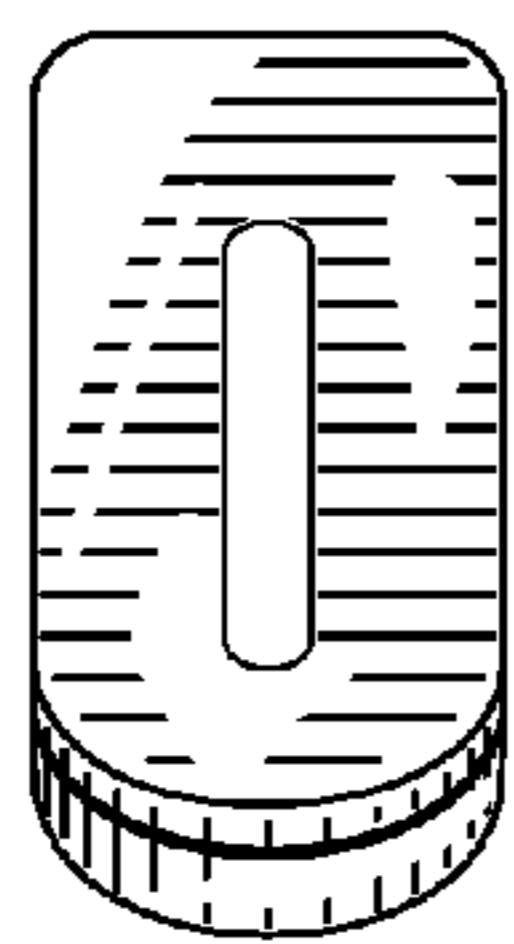


FIG. 6

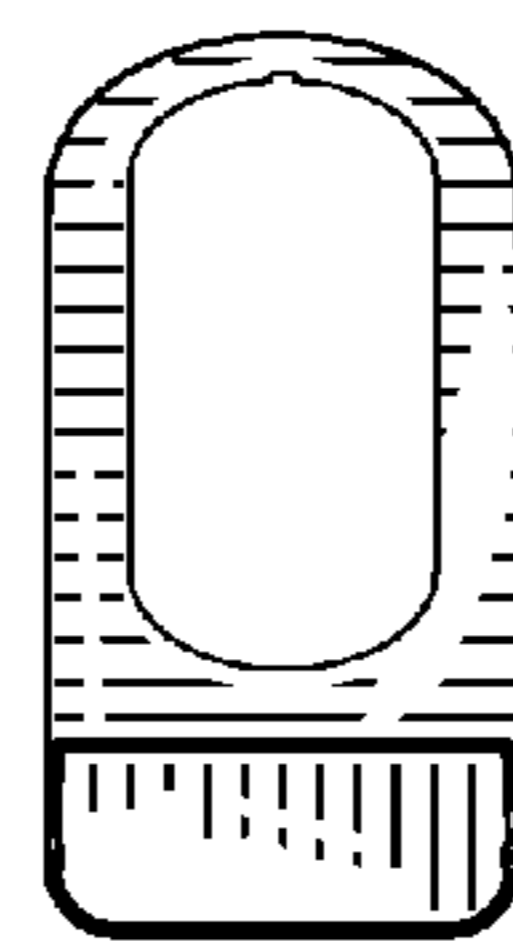


FIG. 7