



US00D643128S

(12) **United States Design Patent**  
**Mohamed et al.**

(10) **Patent No.:** **US D643,128 S**  
(45) **Date of Patent:** **\*\* Aug. 9, 2011**

(54) **PERSONAL VIBRATOR**

(75) Inventors: **Dean Mohamed**, Clifton, NJ (US);  
**Jason Nikitzuk**, Belle Mead, NJ (US);  
**Bruce Weiss**, Manalapan, NJ (US);  
**Stephanie F. Berez**, Pennington, NJ  
(US); **Tylor Garland**, Studio City, CA  
(US); **Aldis Rauda**, Hollywood, CA  
(US)

(73) Assignee: **Church & Dwight Co., Inc.**, Princeton,  
NJ (US)

(\*\*) Term: **14 Years**

(21) Appl. No.: **29/380,009**

(22) Filed: **Nov. 29, 2010**

(51) **LOC (9) Cl.** ..... **28-03**

(52) **U.S. Cl.** ..... **D24/215**

(58) **Field of Classification Search** ..... D24/200,  
D24/211-215; 601/118, 120, 121, 124, 125,  
601/130, 131, 134-137

See application file for complete search history.

(56) **References Cited**

**U.S. PATENT DOCUMENTS**

3,335,725	A	*	8/1967	Gordon	.....	604/57
D234,724	S	*	4/1975	Tavel	.....	D24/214
D371,442	S	*	7/1996	Semyonova	.....	D24/214
D384,156	S	*	9/1997	Kain	.....	D24/200
D454,959	S	*	3/2002	Harris et al.	.....	D24/215
D466,612	S	*	12/2002	Harris et al.	.....	D24/215
D475,793	S	*	6/2003	Tinsley	.....	D24/214
D485,910	S	*	1/2004	Chan	.....	D24/215
D490,529	S	*	5/2004	Yang	.....	D24/200
D509,301	S	*	9/2005	Talbot et al.	.....	D24/215
D520,137	S	*	5/2006	Melendez et al.	.....	D24/141

D530,823	S	*	10/2006	Sevier et al.	.....	D24/214
D574,504	S	*	8/2008	Imboden et al.	.....	D24/215
D596,307	S	*	7/2009	Stewart	.....	D24/214
D607,116	S	*	12/2009	Morganstern	.....	D24/214
D608,890	S		1/2010	Takashima		
D613,417	S	*	4/2010	Imboden et al.	.....	D24/215
D620,601	S		7/2010	TerMeer		
7,749,178	B2		7/2010	Imboden et al.		
D621,505	S	*	8/2010	Gabbay et al.	.....	D24/141
D637,308	S	*	5/2011	Imboden et al.	.....	D24/215

\* cited by examiner

*Primary Examiner* — Sandra Snapp

(74) *Attorney, Agent, or Firm* — Frenkel & Associates, P.C.

(57) **CLAIM**

The ornamental design for personal vibrator, as shown and described.

**DESCRIPTION**

FIG. 1 is a perspective view of the personal vibrator of this invention;

FIG. 2 is a front elevation view of the personal vibrator of this invention;

FIG. 3 is a rear elevation view of the personal vibrator of this invention;

FIG. 4 is a side view of the personal vibrator of this intention;

FIG. 5 is an opposite side view of the personal vibrator of this invention;

FIG. 6 is a top plan view of the personal vibrator of this invention;

FIG. 7 is a bottom plan view of the personal vibrator of this invention;

FIG. 8 is a side view of the personal vibrator of this invention in a partially twisted configuration; and,

FIG. 9 is a side view of the personal vibrator of this invention in a fully twisted configuration.

**1 Claim, 4 Drawing Sheets**

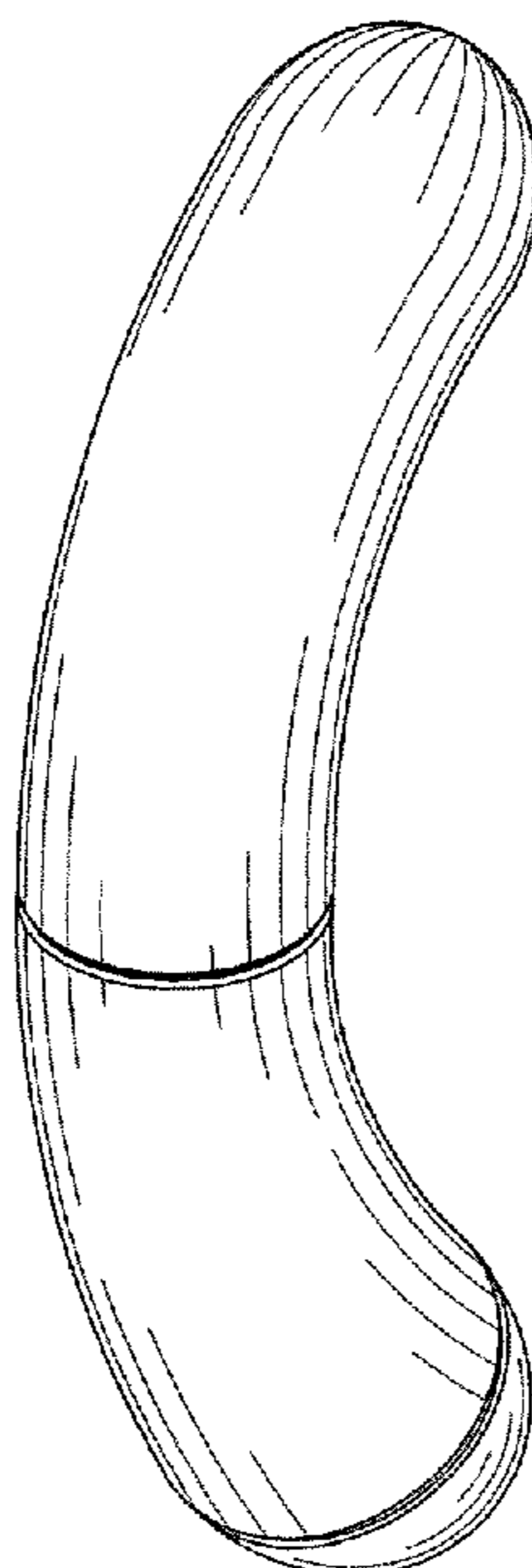


Fig. 1

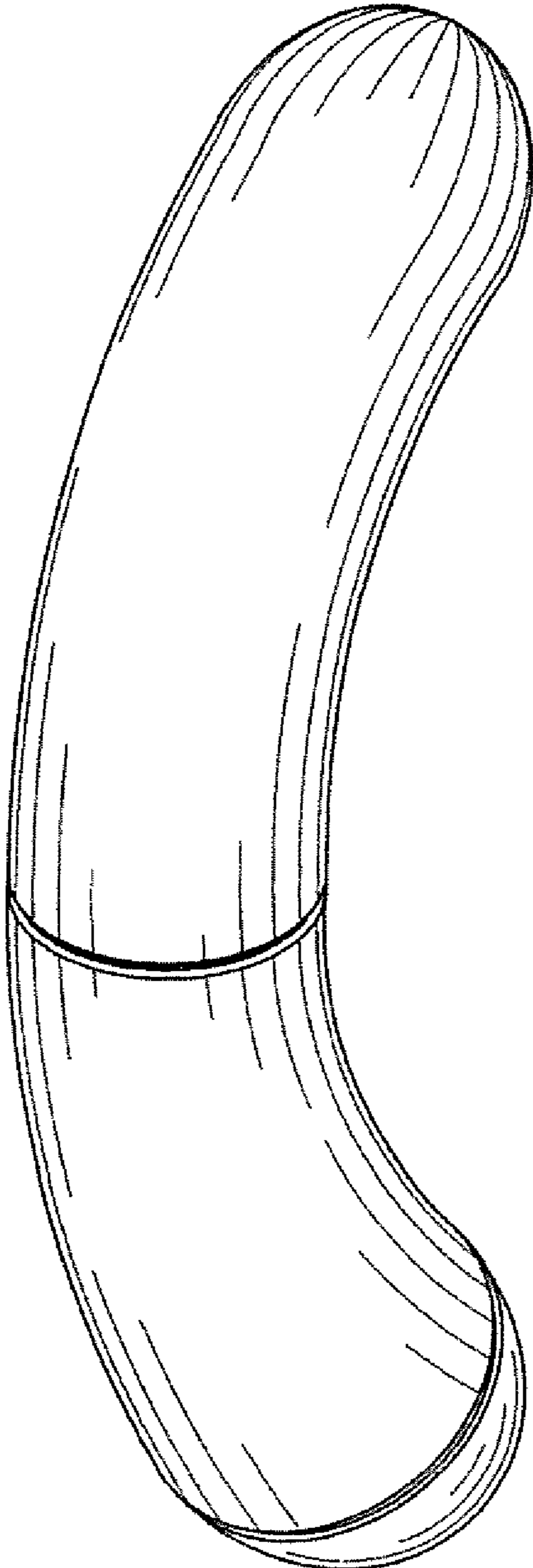


Fig. 2

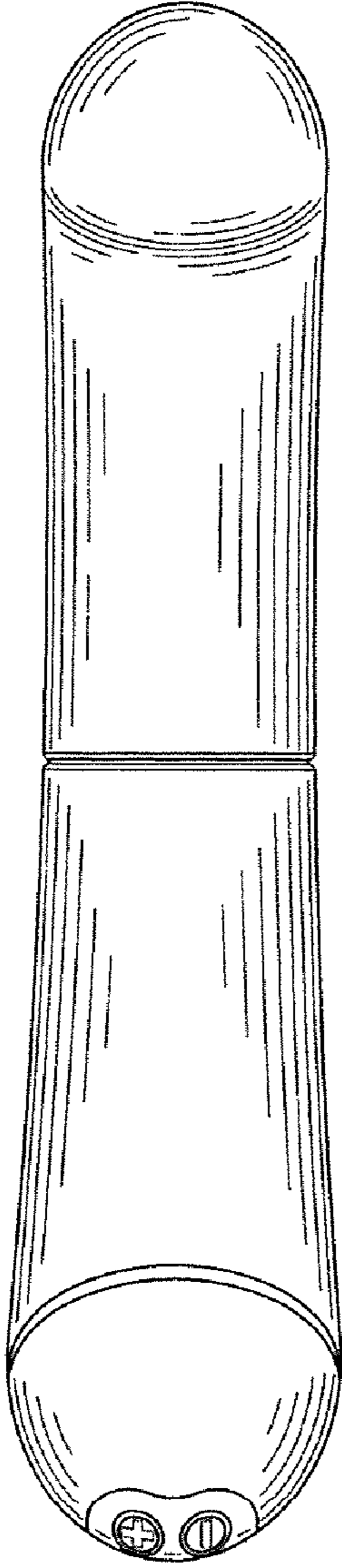


Fig. 3

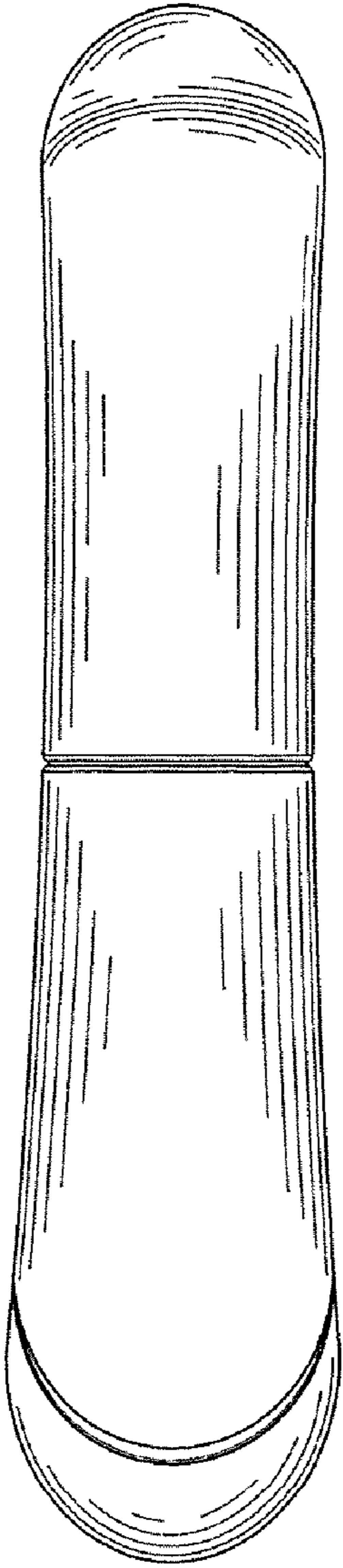


Fig. 4

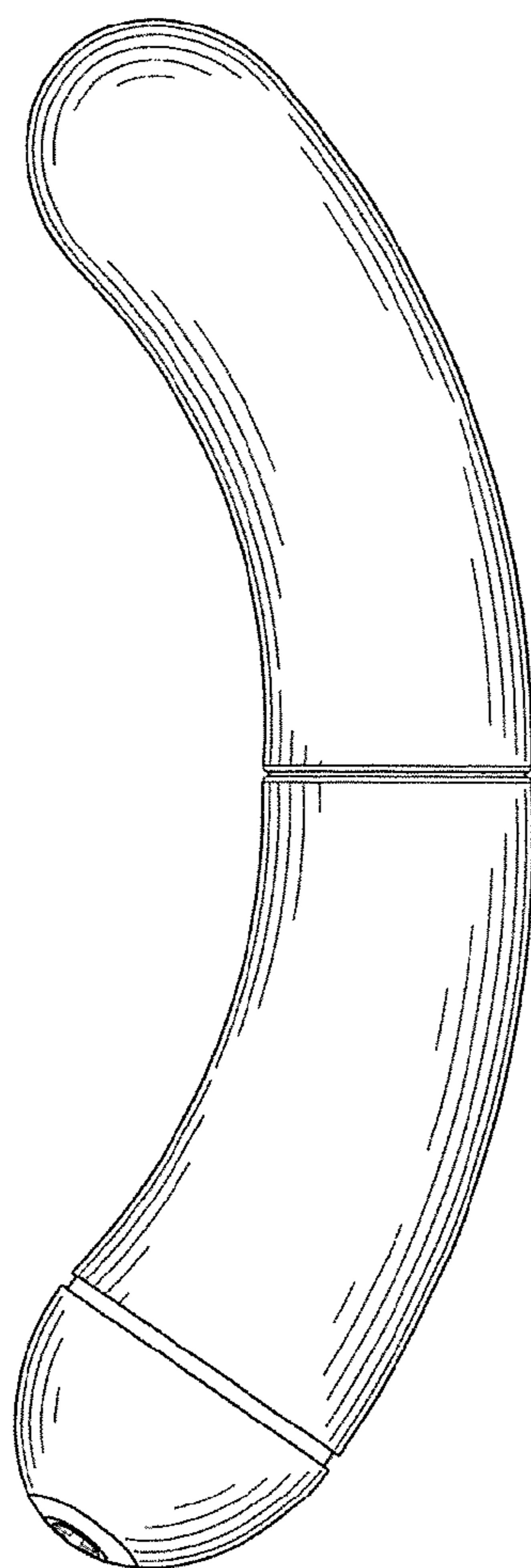


Fig. 5

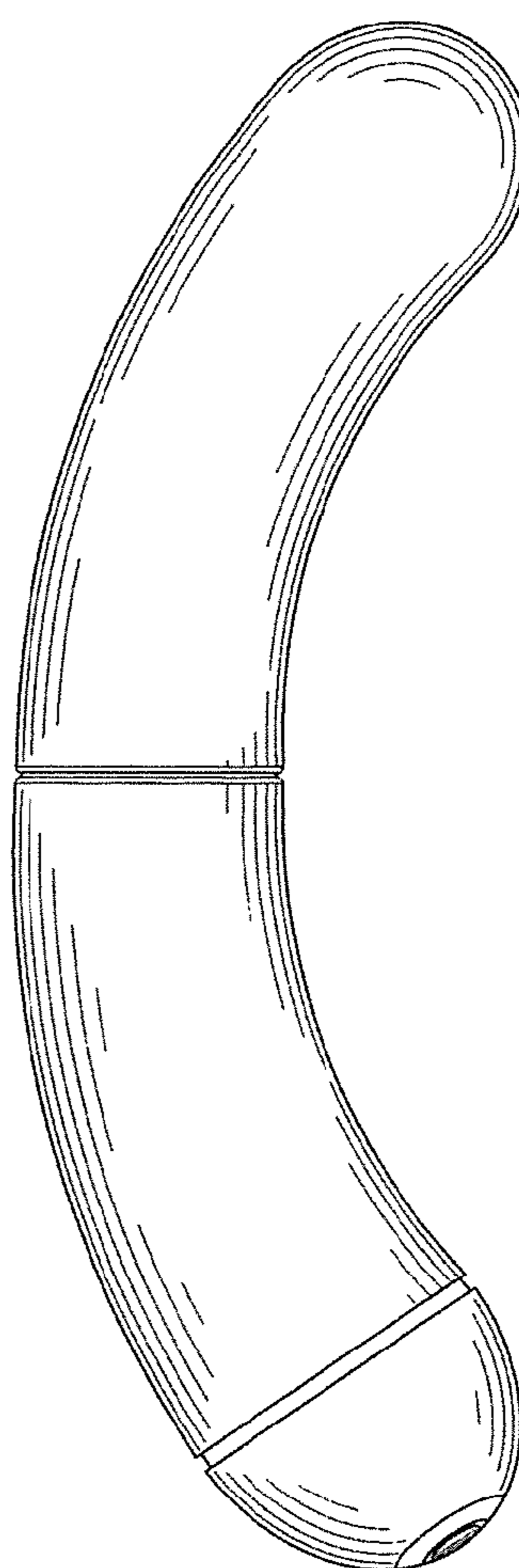


Fig. 6

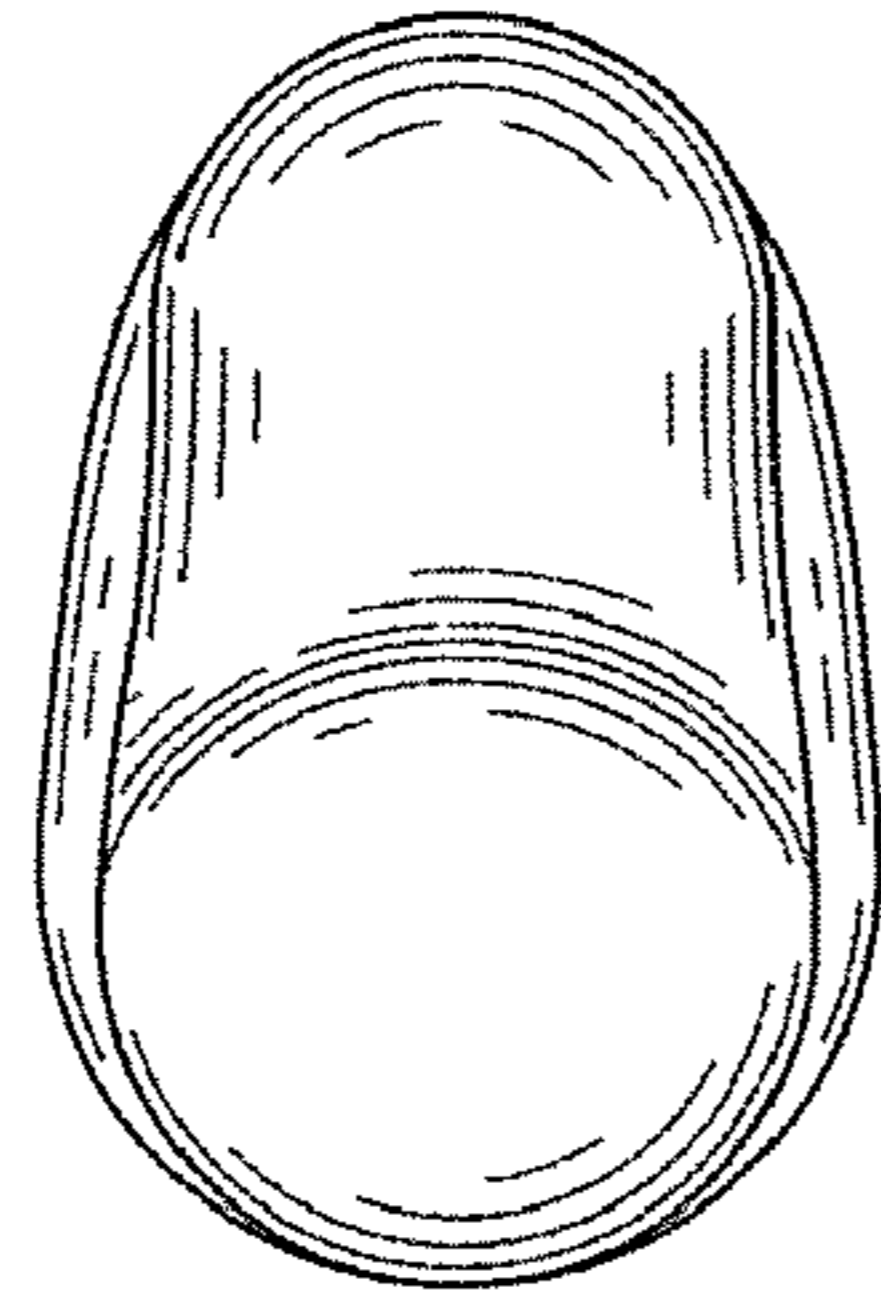


Fig. 7

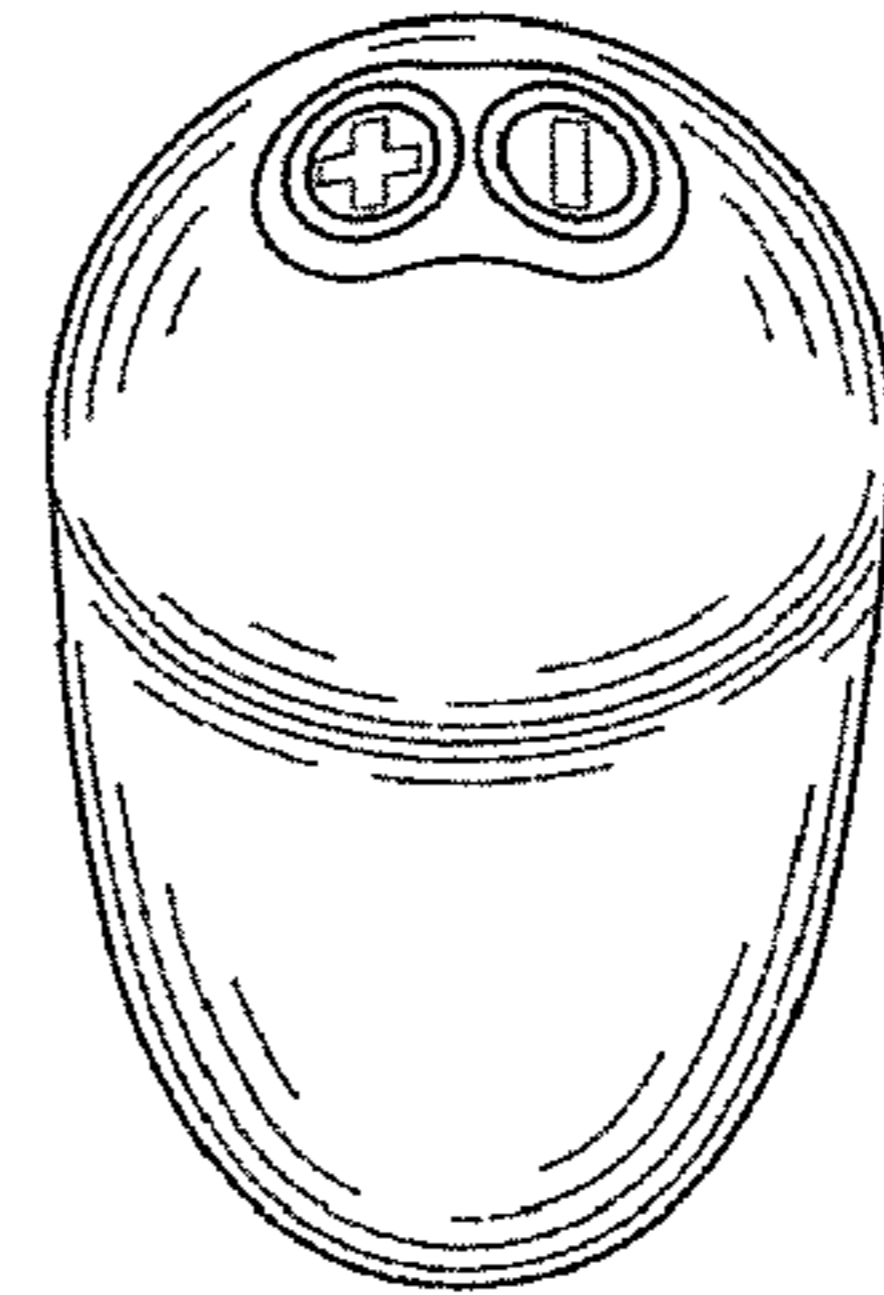


Fig. 8

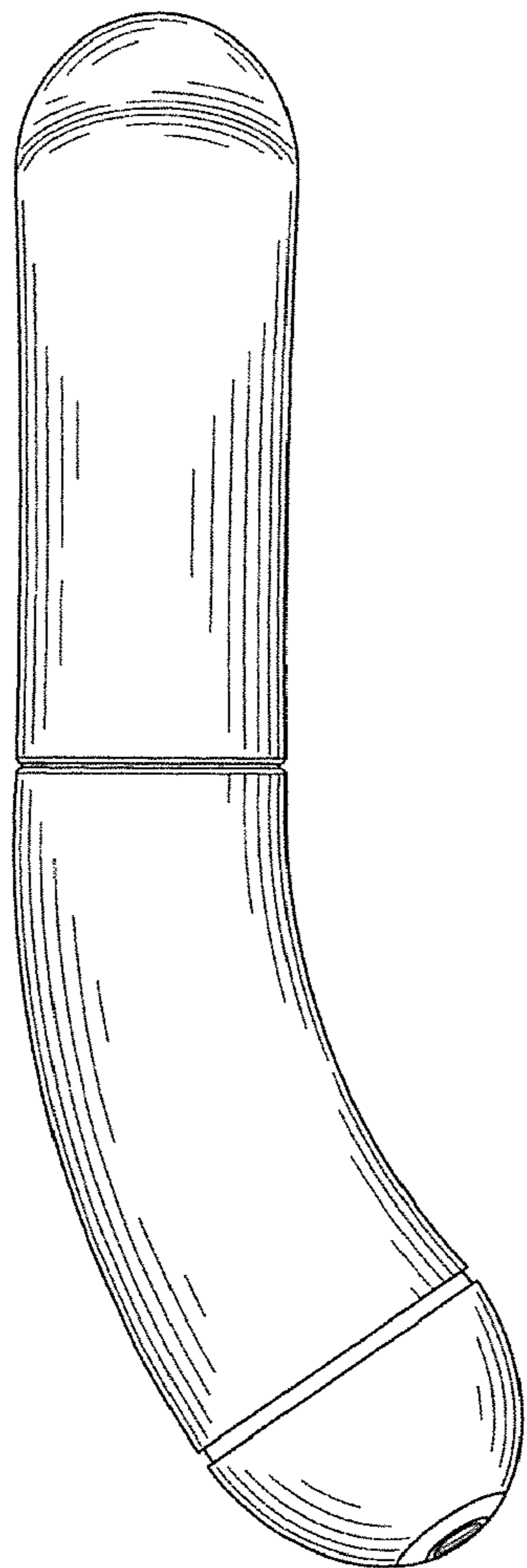


Fig. 9

