

US00D643113S

(12) **United States Design Patent**  
**Butler**

(10) **Patent No.:** **US D643,113 S**

(45) **Date of Patent:** **\*\* Aug. 9, 2011**

(54) **OXYGEN DELIVERING SYSTEM**

(76) Inventor: **Lori A. Butler**, Auburn, WA (US)

(\*\*) Term: **14 Years**

(21) Appl. No.: **29/337,453**

(22) Filed: **May 21, 2009**

(51) **LOC (9) Cl.** ..... **29-02**

(52) **U.S. Cl.** ..... **D24/110; D24/110.4; D24/110.5**

(58) **Field of Classification Search** ..... D24/110,  
D24/110.1, 110.4, 110.5, 110.6, 164, 127-128;  
381/361-364; 128/200.24, 200.28, 204.18,  
128/205.25, 206.12, 206.16, 206.21, 206.28,  
128/207.18

See application file for complete search history.

(56) **References Cited**

**U.S. PATENT DOCUMENTS**

3,513,844	A *	5/1970	Smith	.....	128/207.18
4,361,146	A *	11/1982	Woicke	.....	128/206.12
4,739,757	A *	4/1988	Edwards	.....	128/207.18
4,836,200	A *	6/1989	Clark	.....	128/207.18
5,575,282	A *	11/1996	Knoch et al.	.....	128/204.18
5,704,916	A *	1/1998	Byrd	.....	128/207.17
6,065,473	A	5/2000	McCombs et al.		
6,244,266	B1 *	6/2001	Margiotta, Jr.	.....	128/200.24

6,247,470	B1	6/2001	Ketchedjian		
D449,376	S *	10/2001	McDonald et al.	.....	D24/110
D449,883	S	10/2001	McDonald et al.		
D451,598	S	12/2001	McDonald et al.		
6,450,166	B1 *	9/2002	McDonald et al.	.....	128/206.27
D465,848	S *	11/2002	Gehrke et al.	.....	D24/164
6,595,207	B1	7/2003	McDonald et al.		
6,631,719	B2	10/2003	McDonald et al.		
6,807,966	B2 *	10/2004	Wright	.....	128/207.18
D515,697	S	2/2006	Nakamura et al.		
D533,656	S	12/2006	Taylor		
2008/0053457	A1 *	3/2008	McDonald	.....	128/207.18
2009/0000618	A1 *	1/2009	Warren	.....	128/202.13

\* cited by examiner

*Primary Examiner* — Stella Reid

*Assistant Examiner* — Wan Laymon

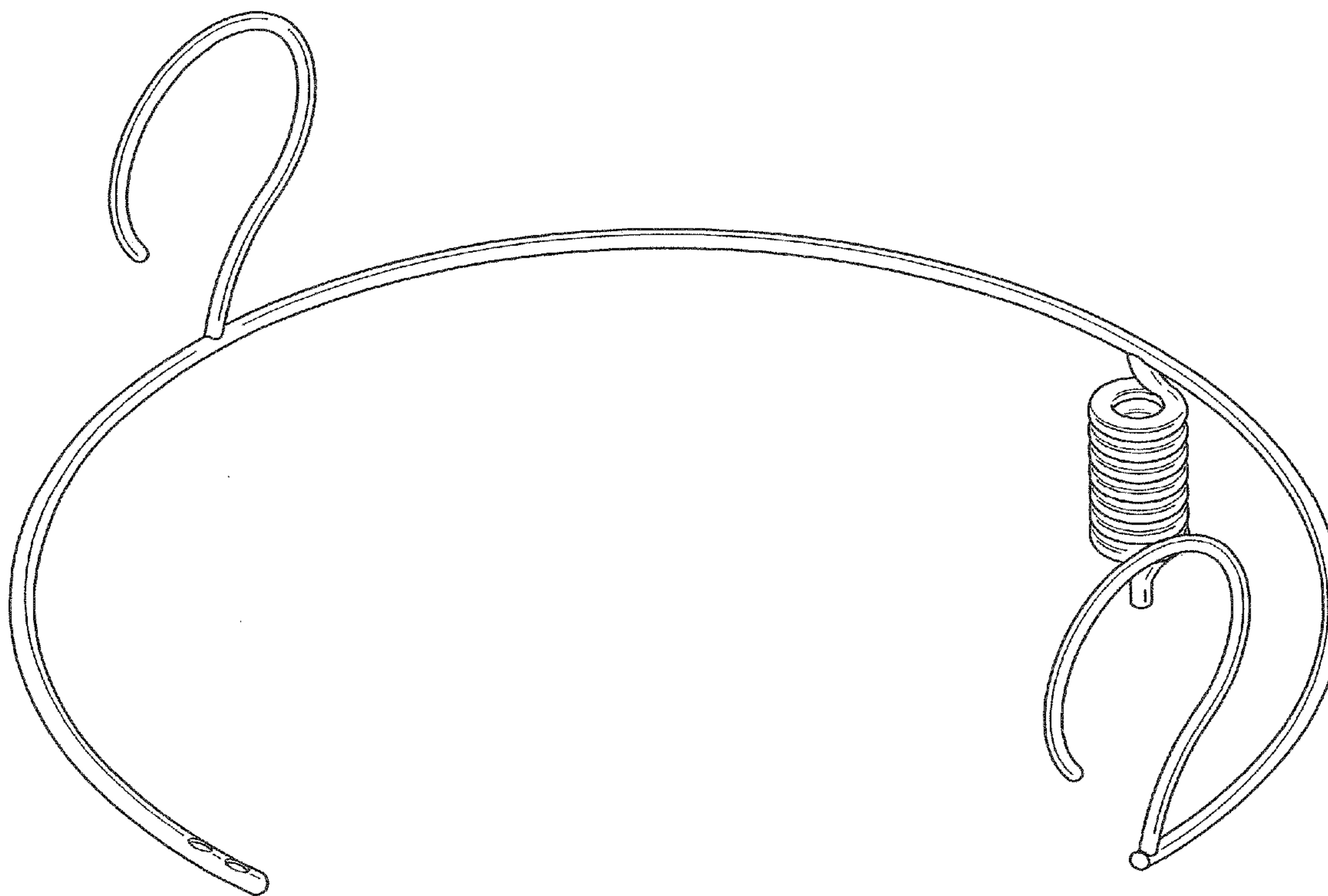
(57) **CLAIM**

The ornamental design for an oxygen delivering system, as shown and claimed.

**DESCRIPTION**

FIG. 1 is a perspective view of an oxygen delivering system; FIG. 2 is a top view thereof; FIG. 3 is a bottom view thereof; FIG. 4 is a side view thereof; FIG. 5 is an opposite side view thereof; FIG. 6 is a front view thereof; and, FIG. 7 is a back view thereof.

**1 Claim, 5 Drawing Sheets**






FIG. 1

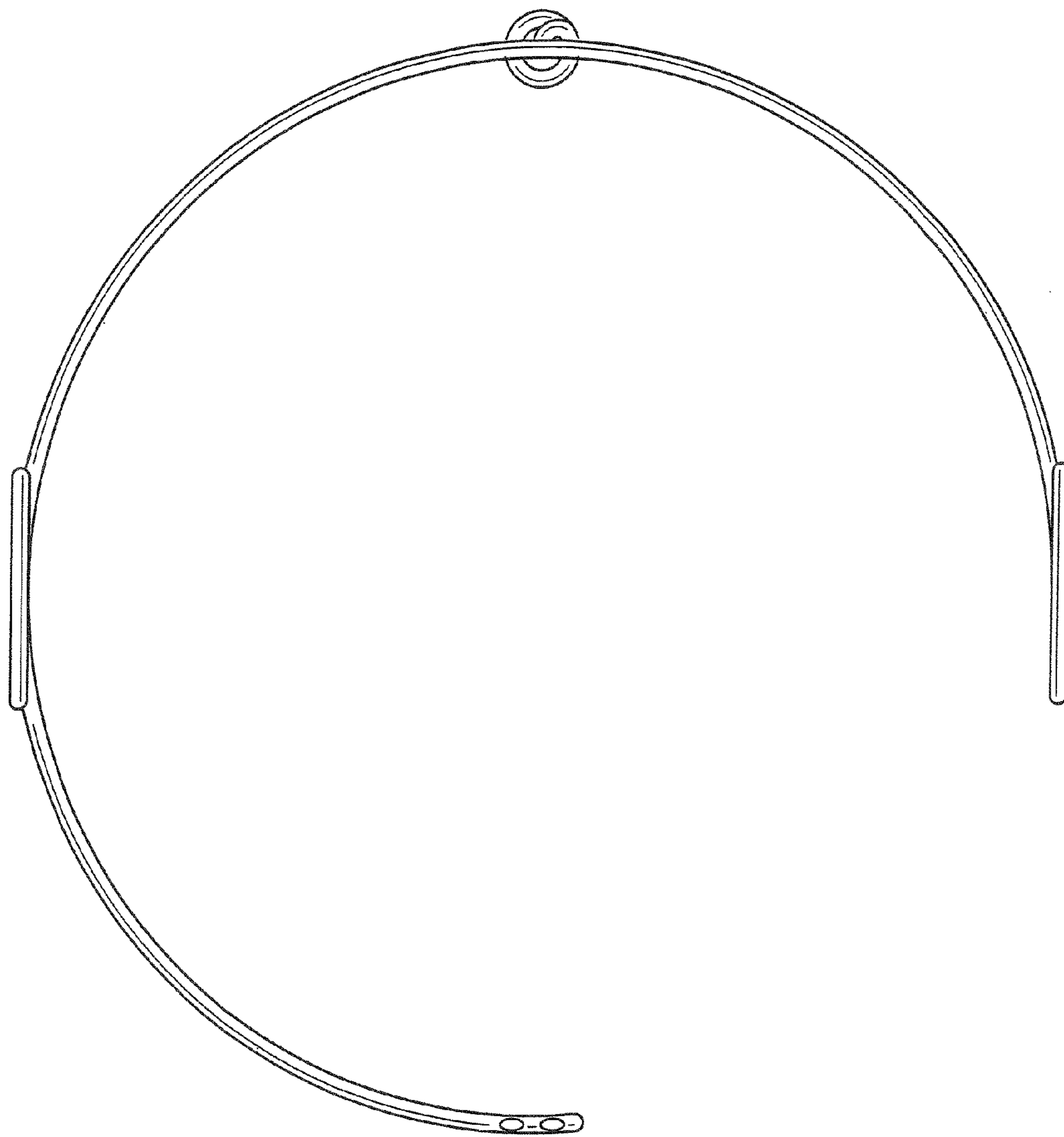


FIG. 2




FIG. 3

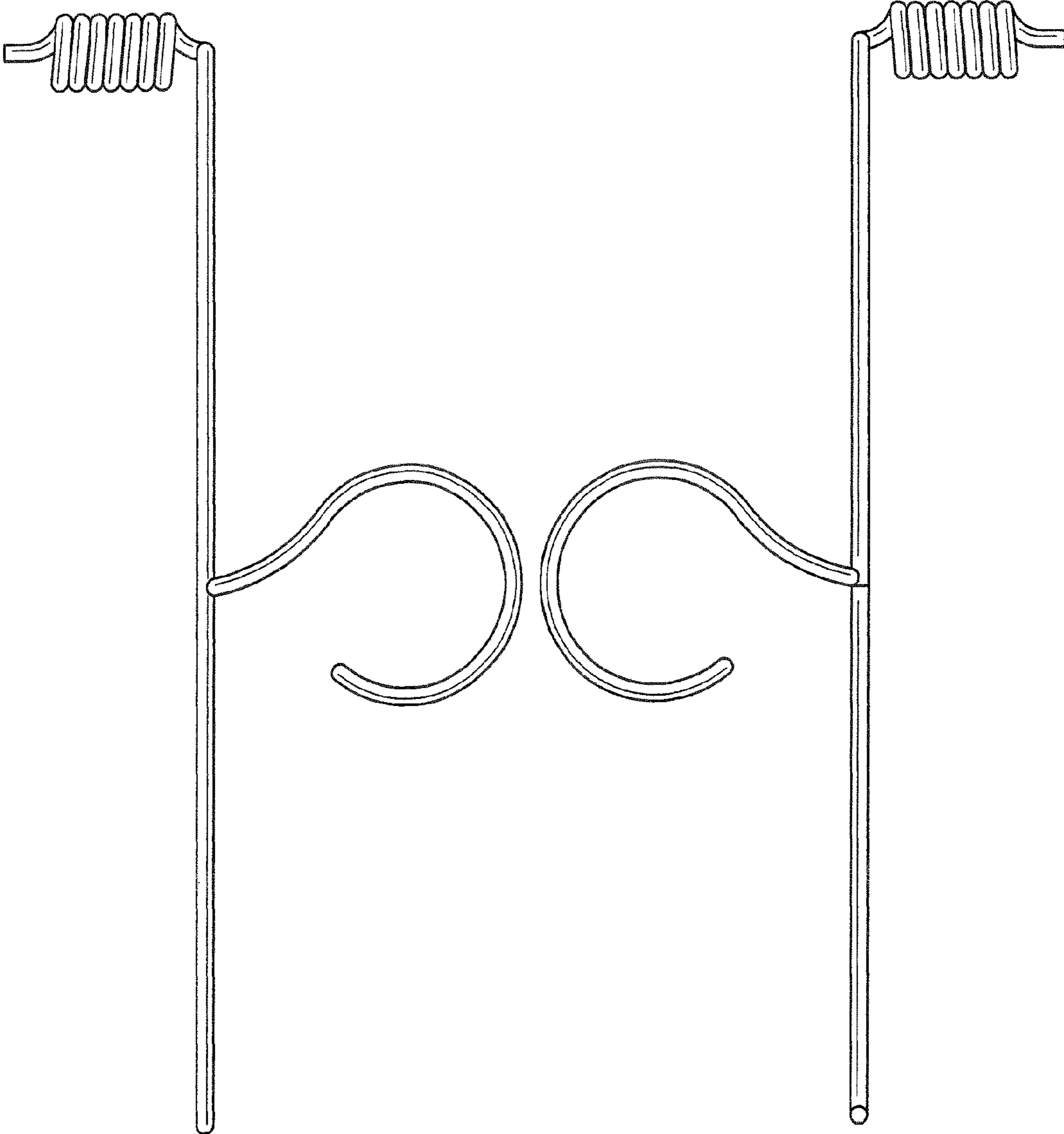


FIG. 4

FIG. 5

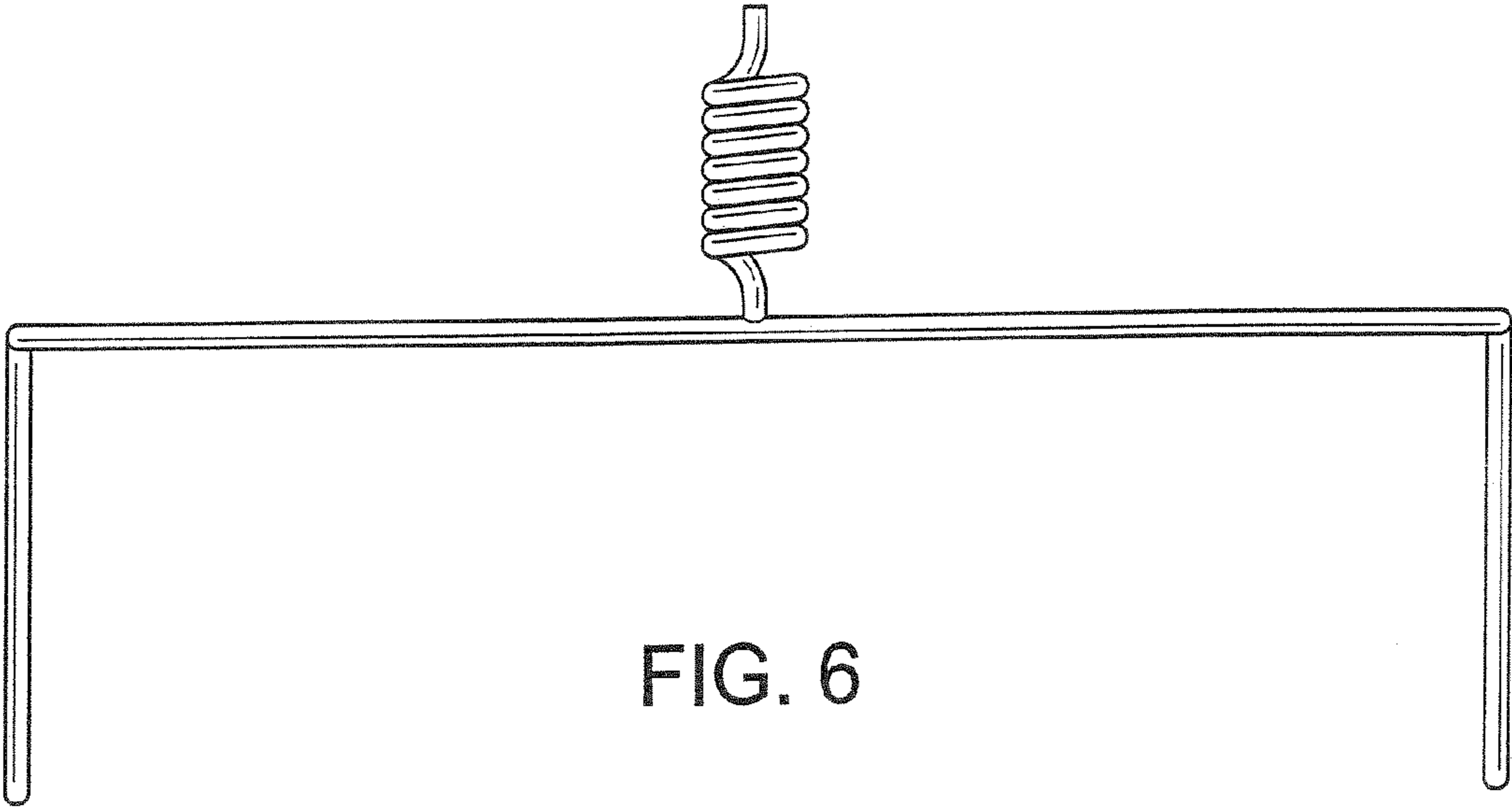


FIG. 6

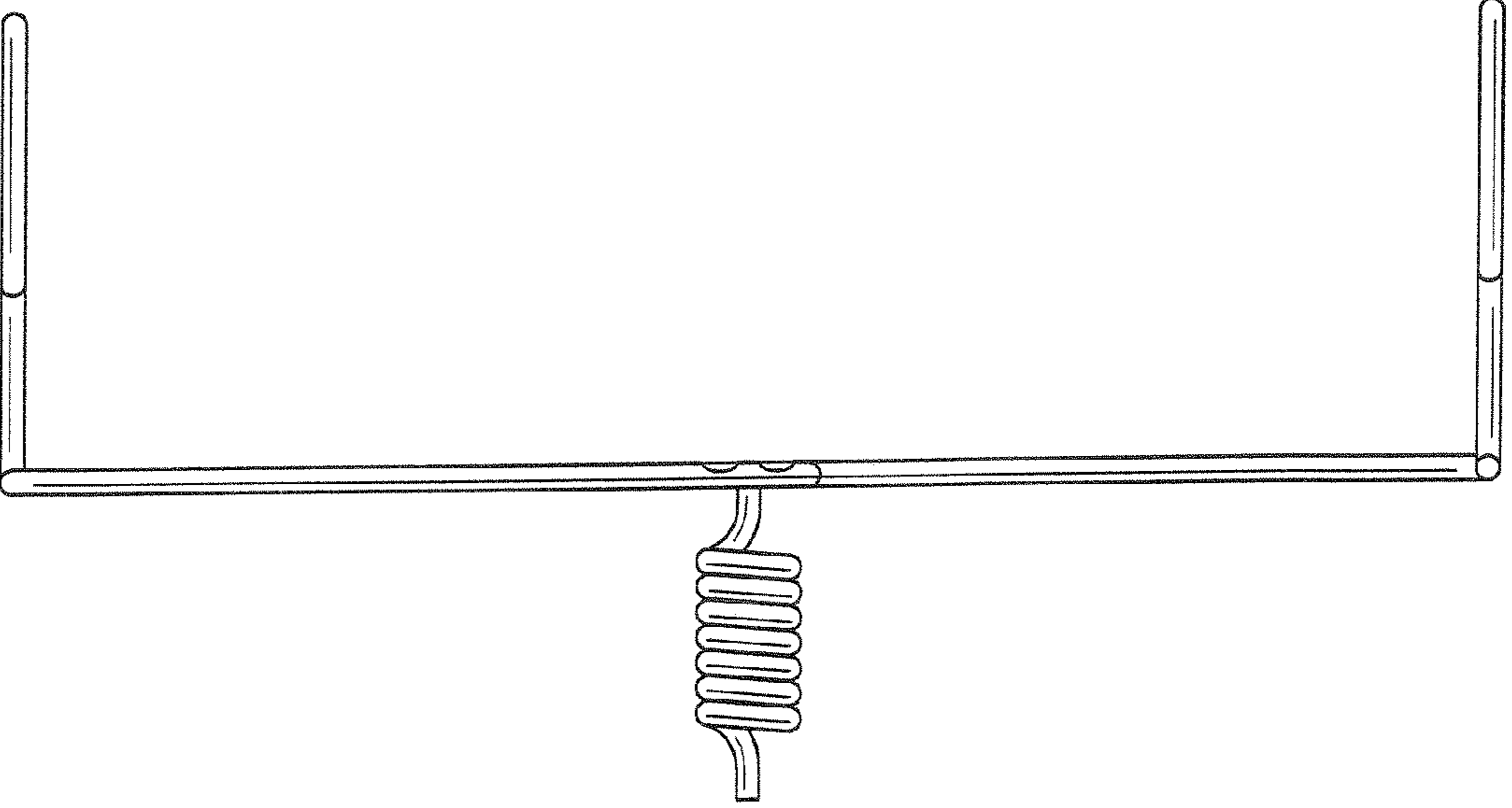


FIG. 7