



US00D643108S

(12) **United States Design Patent**
Hadi

(10) **Patent No.:** **US D643,108 S**

(45) **Date of Patent:** **** Aug. 9, 2011**

(54) **FIREPLACE**

(76) Inventor: **Mohammed Hadi**, Fort Myers, FL (US)

(**) Term: **14 Years**

(21) Appl. No.: **29/369,796**

(22) Filed: **Dec. 30, 2010**

(51) **LOC (9) Cl.** **23-03**

(52) **U.S. Cl.** **D23/404**

(58) **Field of Classification Search** D23/403-410,
D23/415-422, 499, 342-350; D7/402, 407,
D7/408, 416, 417; 40/798; 44/520, 530;
52/36.3; 126/25 B, 298, 500, 512, 540, 543,
126/544, 548, 555; 160/DIG. 9; 431/263,
431/273, 329

See application file for complete search history.

(56) **References Cited**

U.S. PATENT DOCUMENTS

D461 S *	6/1852	Thompson	D23/405
D1,216 S *	4/1860	Boyd	D23/408
D21,162 S *	11/1891	Abell	D23/404
D24,153 S *	3/1895	Hoort	D23/345
D24,478 S *	7/1895	Porter	D23/404
D29,716 S *	11/1898	Camensch	D23/405
632,341 A *	9/1899	Daschbach	126/512
D35,384 S *	12/1901	Schoonmaker	D23/405
D81,853 S *	8/1930	Simons et al.	D23/404

D213,614 S *	3/1969	Gorman	D23/404
D244,137 S *	4/1977	Gorman	D23/404
D255,484 S *	6/1980	Gorman	D23/404
D300,779 S *	4/1989	Smith	D23/404
D305,931 S *	2/1990	MacAleese	D23/404
D306,204 S *	2/1990	MacAleese	D23/404
5,092,313 A *	3/1992	Blackburn et al.	126/512
D327,735 S *	7/1992	Smith et al.	D23/345
D380,542 S *	7/1997	Mattarelli	D23/404
D385,959 S *	11/1997	Mattarelli	D23/404
5,794,610 A *	8/1998	Facchina	126/512
6,056,083 A *	5/2000	Daniell	181/199
6,076,329 A *	6/2000	Thomson	52/785.1

* cited by examiner

Primary Examiner — Karen S Acker

(57) **CLAIM**

The ornamental design for a fireplace, as shown and described.

DESCRIPTION

FIG. 1 is a front perspective view of a fireplace showing my new and original design;


FIG. 2 is a front view elevation thereof;

FIG. 3 is a right side view elevation thereof; and,

FIG. 4 is a left side view elevation thereof.

The rear, top, and bottom sides of the design form no part of the claimed design. The broken lines and the area within the broken lines represent environmental subject matter and form no part of the claimed design.

1 Claim, 3 Drawing Sheets






FIG. 1




FIG.2




FIG. 3

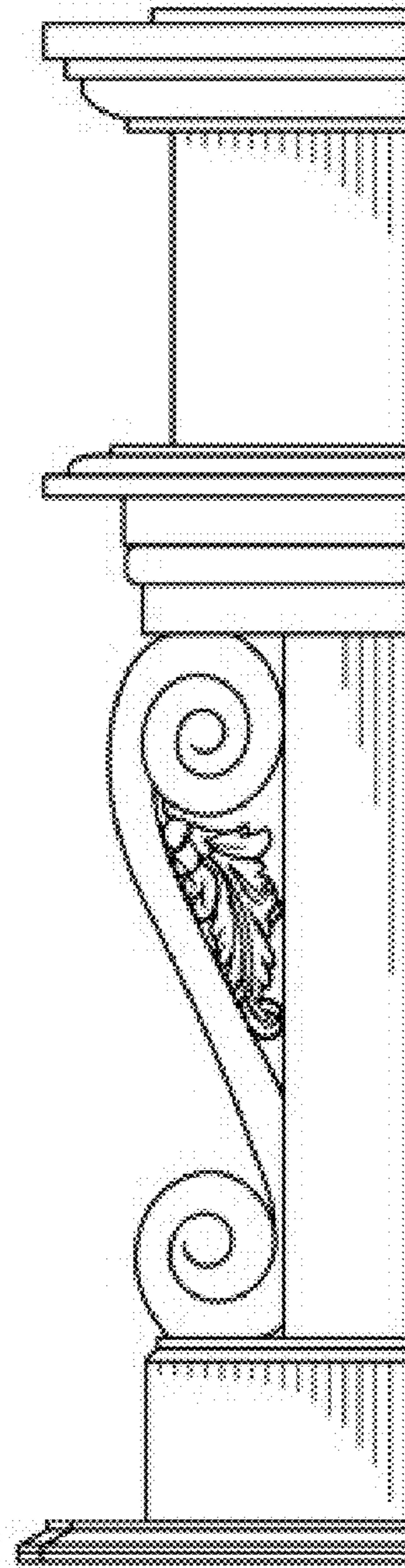


FIG. 4