



US00D643097S

(12) **United States Design Patent**
De'Longhi

(10) **Patent No.:** **US D643,097 S**

(45) **Date of Patent:** **** *Aug. 9, 2011**

(54) **RADIATOR FOR HEATING**

(76) Inventor: **Giuseppe De'Longhi**, Treviso (IT)

(*) Notice: This patent is subject to a terminal disclaimer.

(**) Term: **14 Years**

(21) Appl. No.: **29/320,625**

(22) Filed: **Jun. 30, 2008**

(30) **Foreign Application Priority Data**

Jan. 10, 2008 (EM) 855960-0011

(51) **LOC (9) Cl.** **23-03**

(52) **U.S. Cl.** **D23/330**

(58) **Field of Classification Search** D23/330,
D23/395, 335-39; 165/134.1, 148, 135,
165/54; 392/378, 376, 375, 365-9; 237/16,
237/17, 70, 71

See application file for complete search history.

(56) **References Cited**

U.S. PATENT DOCUMENTS

D57,818 S *	5/1921	Courtot	D23/330
D70,077 S *	5/1926	Landon	D23/330
D70,078 S *	5/1926	Landon	D23/330
1,680,219 A *	8/1928	Landon	165/134.1
D81,986 S *	9/1930	Kohler et al.	D23/330
D84,788 S *	8/1931	Mertzanoff	D23/330

D85,807 S *	12/1931	Brabbee	D23/330
D91,857 S *	4/1934	Bair	D23/330
D104,188 S *	4/1937	Guild	D23/330
2,167,822 A *	8/1939	Andersson	165/54
D122,944 S *	10/1940	Mcintire	D23/330
5,375,328 A *	12/1994	De' Longhi	29/890.039
5,685,365 A *	11/1997	De' Longhi	165/135
6,263,157 B1 *	7/2001	De' Longhi	392/378
D454,950 S *	3/2002	Cain	D23/395

* cited by examiner

Primary Examiner — T. Chase Nelson

Assistant Examiner — Ania K Dworzecka

(74) *Attorney, Agent, or Firm* — Schmid PA

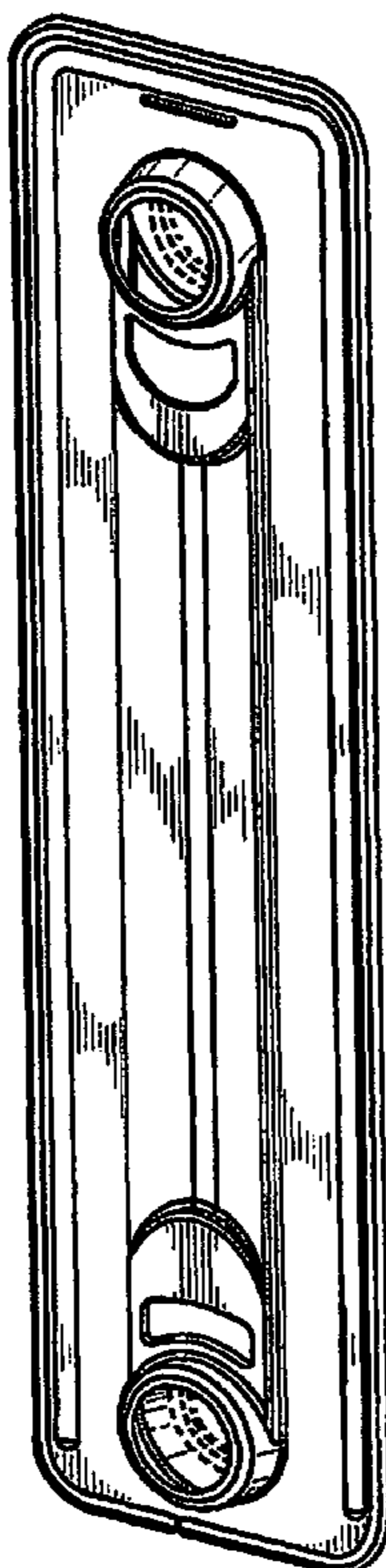
(57) **CLAIM**

The ornamental design for a radiator for heating, as shown and described.

DESCRIPTION

FIG. 1 is a front perspective view of the radiator showing my new design;
FIG. 2 is a front elevation view of the radiator;
FIG. 3 is a right side elevation view of the radiator;
FIG. 4 is a rear elevation view of the radiator;
FIG. 5 is a left side elevation view of the radiator;
FIG. 6 is an enlarged scale, top plan view of the radiator; and,
FIG. 7 is an enlarged scale, bottom plan view of the radiator.
The portions of the radiator shown in broken lines form no part of the claimed design.

1 Claim, 4 Drawing Sheets



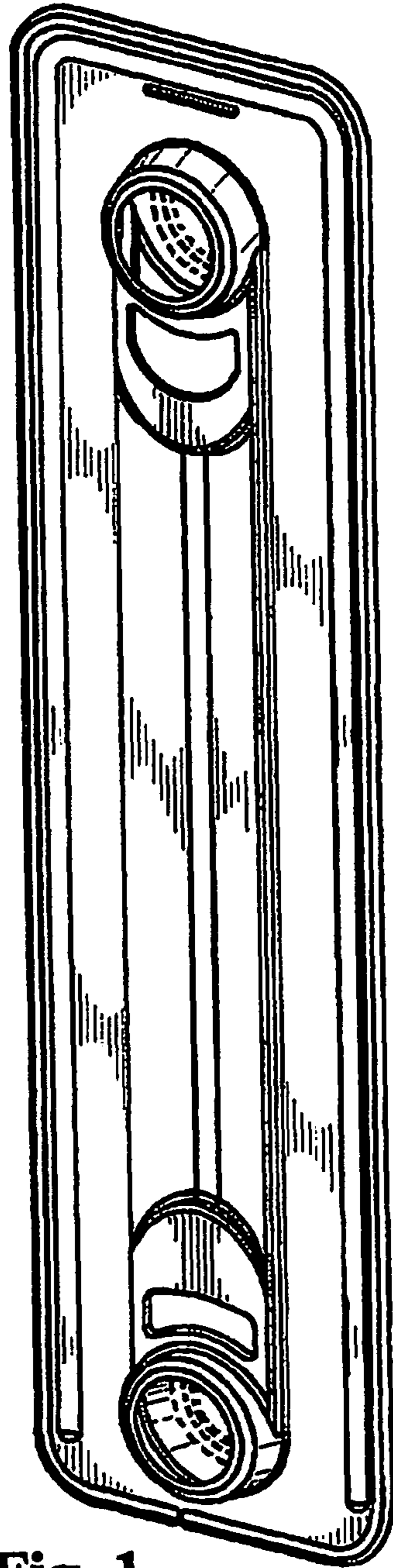


Fig. 1

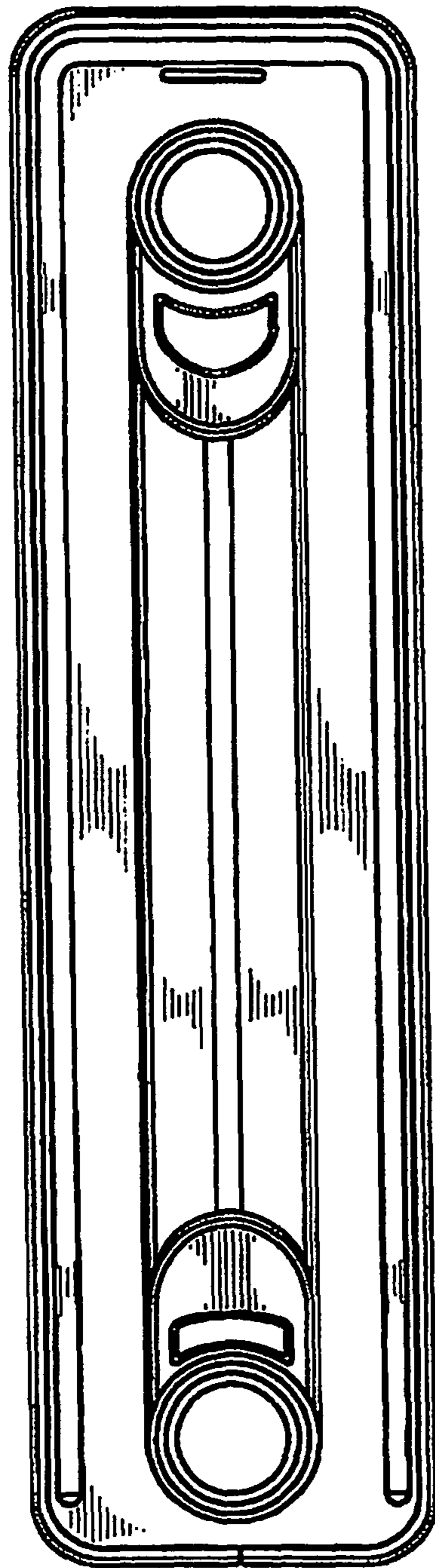


Fig. 2



Fig. 3

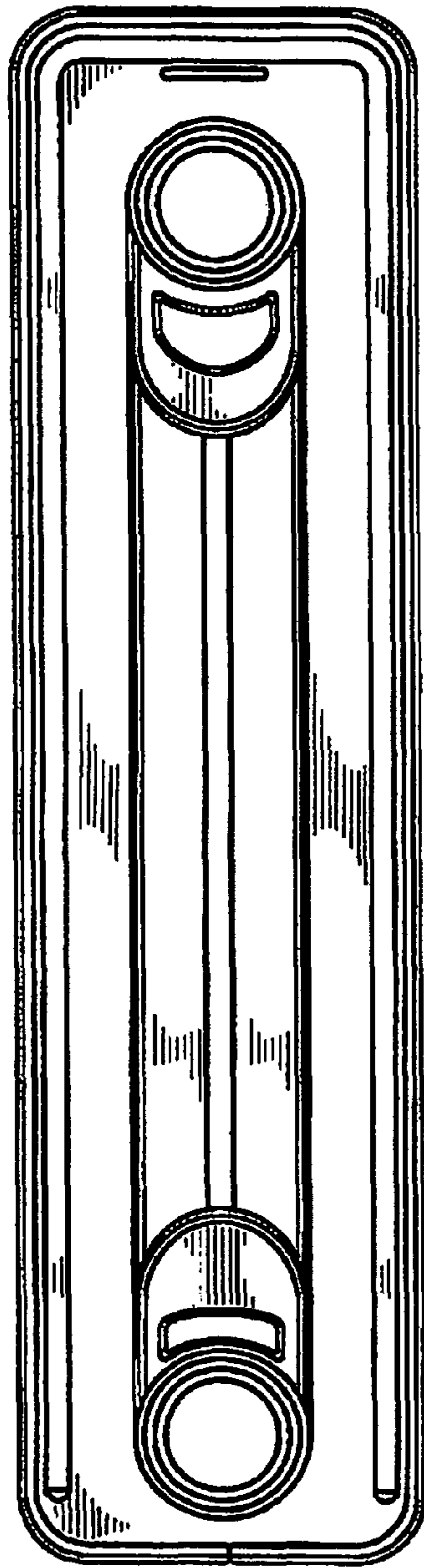


Fig. 4



Fig. 5



Fig. 6

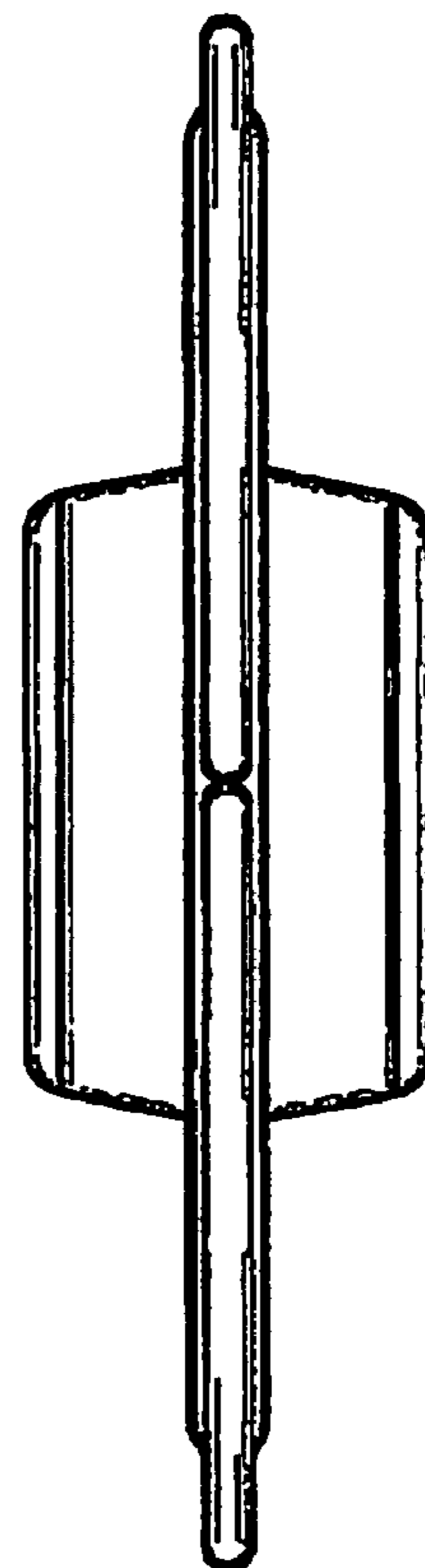


Fig. 7